

January 26, 2011

VIA HAND DELIVERY & ELECTRONIC MAIL

Luly E. Massaro, Commission Clerk
Rhode Island Public Utilities Commission
89 Jefferson Boulevard
Warwick, RI 02888

**RE: Docket 2515 – Open Access Customer Data Report
Fourth Quarter 2010**

Dear Ms. Massaro:

Enclosed are ten (10) copies of National Grid's¹ quarterly Open Access Customer Data Report ("Report") for the fourth quarter of 2010.

As always, in accordance with Commission Rule 1.2(g), we are enclosing confidential information in a separate, sealed envelope, which reflects customer data and pricing information listed by supplier.

I also have forwarded by e-mail a PDF file of the non-confidential data to facilitate posting of the data on the Commission's website.

Thank you for your attention to this matter. If you have any questions, please feel free to contact me at (401) 784-7667.

Very truly yours,



Thomas R. Teehan

Enclosures

cc: Leo Wold, Esq.(w/confidential enc.)
Steve Scialabba (w/confidential enc.)

¹ Submitted on behalf of The Narragansett Electric Company, d/b/a National Grid.

National Grid
State of Rhode Island Quarterly Report
Open Access Customer Data

October through December 2010

National Grid
State of Rhode Island Quarterly Report
Open Access Customer Data
Quarterly Totals

Total Open Access Customers by Billing Month

October-10

<u>Rate Class</u>	<u># of Customers</u>	<u>kWh</u>	<u>Demand</u>
A-16	1,151	1,115,533	0.0
A-60	16	9,173	0.0
C-06/C-08	5,509	6,547,088	0.0
E-30	0	0	0.0
E-40	0	0	0.0
G-02	2,362	41,147,173	147,552.4
G-32/B-32	570	106,249,130	299,450.7
G-62/B-62	10	38,788,538	89,952.5
R-02	0	0	0.0
T-06/T-08	0	0	0.0
X-01	1	1,862,511	15,812.0
M-1	0	0	0.0
S-10	0	133,970	0.0
S-14	<u>172</u>	<u>4,041,156</u>	<u>0.0</u>
Total Open Access	9,791	199,894,272	552,767.6

* As of 2010 Q4, data pertaining to self-generating suppliers and rate class M-1 (Station Power Delivery and Reliability Service Rate) are excluded from the report.

Nov-10

<u>Rate Class</u>	<u># of Customers</u>	<u>kWh</u>	<u>Demand</u>
A-16	1,524	1,377,245	0.0
A-60	62	30,111	0.0
C-06/C-08	5,626	6,369,903	0.0
E-30	0	0	0.0
E-40	0	0	0.0
G-02	2,381	38,989,719	144,654.4
G-32/B-32	563	101,255,180	281,314.3
G-62/B-62	10	38,234,641	84,027.2
R-02	0	0	0.0
T-06/T-08	0	0	0.0
X-01	1	1,883,298	15,524.0
M-1	0	0	0.0
S-10	0	158,956	0.0
S-14	<u>172</u>	<u>5,321,062</u>	<u>0.0</u>
Total Open Access	10,339	193,620,115	525,519.9

* As of 2010 Q4, data pertaining to self-generating suppliers and rate class M-1 (Station Power Delivery and Reliability Service Rate) are excluded from the report.

Dec-10

<u>Rate Class</u>	<u># of Customers</u>	<u>kWh</u>	<u>Demand</u>
A-16	1,891	2,009,640	0.0
A-60	118	69,616	0.0
C-06/C-08	5,527	7,003,836	0.0
E-30	0	0	0.0
E-40	0	0	0.0
G-02	2,318	40,172,068	136,689.0
G-32/B-32	541	104,950,555	271,297.7
G-62/B-62	8	35,591,957	71,545.1
R-02	0	0	0.0
T-06/T-08	0	0	0.0
X-01	1	2,114,993	14,456.0
M-1	0	0	0.0
S-10	0	167,422	0.0
S-14	<u>171</u>	<u>5,184,156</u>	<u>0.0</u>
Total Open Access	10,575	197,264,243	493,987.8

* As of 2010 Q4, data pertaining to self-generating suppliers and rate class M-1 (Station Power Delivery and Reliability Service Rate) are excluded from the report.

National Grid
State of Rhode Island Quarterly Report
Monthly Historical Data by Type of Generation Service

	Competitive Supply		Last Resort Service		Standard Offer		Total	
	Number of Customers	kWhs	Number of Customers (2)	kWhs	Number of Customers	kWhs	Number of Customers	kWhs
1998								
January	3	2,087,159	-	-	328,183	457,823,555	328,186	459,910,714
February	-	-	-	-	334,630	421,530,271	334,630	421,530,271
March	-	-	-	-	334,674	394,236,554	334,674	394,236,554
April	-	-	-	-	334,803	373,875,558	334,803	373,875,558
May	97	165,494	-	-	332,815	367,581,424	332,912	367,746,918
June	9	471,857	-	-	334,639	392,776,837	334,648	393,248,694
July	11	315,834	-	-	332,850	420,732,326	332,861	421,048,160
August	28	379,606	-	-	333,026	470,954,510	333,054	471,334,116
September	41	497,083	-	-	333,473	449,030,687	333,514	449,527,770
October	253	555,272	-	-	333,892	409,835,159	334,145	410,390,431
November	361	673,116	-	-	334,274	389,098,437	334,635	389,771,553
December	504	739,069	-	-	334,692	431,365,421	335,196	432,104,490
Annual Total		5,884,490		-		4,978,840,739		4,984,725,229
1999								
January	1,230	8,312,007	6	-	334,301	473,199,436	335,537	481,511,443
February	1,661	35,393,925	15	143	334,153	376,763,002	335,829	412,157,070
March	1,666	36,458,605	40	8,620	334,323	378,776,165	336,029	415,243,390
April	1,621	39,140,223	72	18,919	334,375	340,948,488	336,068	380,107,630
May	1,634	38,283,260	112	33,558	334,417	328,148,241	336,163	366,465,059
June	1,600	41,768,923	155	53,068	334,220	362,463,305	335,975	404,285,296
July	1,558	40,674,806	182	198,537	334,300	442,363,458	336,040	483,236,801
August	1,540	42,259,672	203	253,887	334,511	457,044,820	336,254	499,558,379
September	1,569	50,356,985	225	289,736	334,988	417,540,495	336,782	468,187,216
October	1,542	42,639,377	238	265,776	335,593	368,768,692	337,373	411,673,845
November	1,415	46,976,932	349	241,032	336,190	345,284,869	337,954	392,502,833
December	1,028	47,581,922	727	370,364	336,736	409,266,612	338,491	457,218,898
Annual Total		469,846,637		1,733,640		4,700,567,583		5,172,147,860
Cumulative Total		475,731,127		1,733,640		9,679,408,322		10,156,873,089
2000								
January	998	30,236,044	752	2,822,979	337,120	400,745,146	338,870	433,804,169
February	632	29,517,224	1,112	32,620,925	337,404	419,877,249	339,148	482,015,398
March	192	12,555,486	1,560	27,154,126	337,521	380,612,179	339,273	420,321,791
April	143	3,602,928	1,586	39,090,524	337,580	350,948,764	339,309	393,642,216
May	165	5,385,977	1,916	43,772,351	460,314	467,320,521	462,395	516,478,849
June	161	9,225,985	1,908	52,415,458	460,030	523,584,661	462,099	585,226,104
July	161	7,313,399	1,897	47,678,237	460,225	587,445,791	462,283	642,437,427
August	161	7,380,100	1,891	47,613,352	460,528	567,229,640	462,580	622,223,092
September	160	8,172,015	1,880	54,874,732	460,674	587,453,420	462,714	650,500,167
October	157	8,180,047	1,879	50,824,229	461,211	531,473,452	463,247	590,477,728
November	157	7,796,079	1,867	49,320,391	461,883	504,918,313	463,907	562,034,783
December	157	8,377,456	1,860	48,246,714	462,496	570,757,414	464,513	627,381,584
Annual Total		137,742,740		496,434,018		5,892,366,550		6,526,543,308
Cumulative Total		613,473,867		498,167,658		15,571,774,872		16,683,416,397

(1) Beginning in May 2000, amounts reflect Blackstone Valley Electric Company and Newport Electric Corporation resulting from the merger of both companies into Narragansett Electric Company.
 (2) Customer count reflects number of individual billing accounts. A customer may have more than one billing account.

National Grid
State of Rhode Island Quarterly Report
Monthly Historical Data by Type of Generation Service

	Competitive Supply		Last Resort Service		Standard Offer		Total	
	Number of Customers	kWhs	Number of Customers (2)	kWhs	Number of Customers	kWhs	Number of Customers	kWhs
2001								
January	157	7,714,377	1,858	54,550,924	462,948	638,061,153	464,963	700,326,454
February	157	9,183,839	1,786	38,788,838	461,397	542,297,794	463,340	590,270,471
March	161	25,895,000	1,777	32,636,431	461,487	535,210,784	463,425	593,742,215
April	162	25,778,067	1,767	16,815,448	461,471	511,725,055	463,400	554,318,570
May	163	26,594,951	1,758	31,725,263	461,327	486,649,581	463,248	544,969,795
June	163	27,007,928	1,754	31,815,172	461,454	521,562,705	463,371	580,385,805
July	517	29,424,608	1,392	26,078,520	461,452	612,780,688	463,361	668,283,816
August	1,137	41,872,889	814	12,952,714	461,394	601,251,077	463,345	656,076,680
September	2,282	51,218,926	750	4,814,323	460,427	625,379,444	463,459	681,412,693
October	2,614	58,017,710	729	3,650,134	460,526	537,481,963	463,869	599,149,807
November	2,666	77,719,067	714	5,118,749	461,096	494,884,558	464,476	577,722,374
December	2,705	76,233,932	713	3,563,500	461,861	514,641,231	465,279	594,438,663
Annual Total		456,661,294		262,510,016		6,621,926,033		7,341,097,343
Cumulative Total		1,070,135,161		760,677,674		22,193,700,905		24,024,513,740
2002								
January	2,727	67,307,128	709	3,685,749	462,022	587,384,691	465,458	658,377,568
February	2,737	95,638,137	703	(1,722,361)	462,326	534,241,614	465,766	628,157,390
March	2,743	65,892,626	702	2,337,165	462,702	499,965,217	466,147	568,195,008
April	2,740	76,568,291	696	2,175,258	463,009	488,880,000	466,445	567,623,549
May	2,734	74,295,679	696	1,995,888	463,673	465,488,789	467,103	541,780,356
June	2,700	73,040,902	685	1,490,240	462,269	490,840,915	465,654	565,372,057
July	2,739	64,066,370	681	2,873,242	463,169	593,533,628	466,589	660,473,240
August	2,751	93,735,903	670	1,746,529	463,338	626,460,420	466,759	721,942,852
September	2,755	78,505,326	649	1,355,281	463,297	597,790,094	466,701	677,650,701
October	2,747	82,499,928	648	1,325,624	463,534	541,505,038	466,929	625,330,590
November	2,741	85,803,391	650	4,213,951	464,190	528,306,272	467,581	618,323,614
December	2,132	82,161,123	1,257	4,537,244	464,626	595,688,698	468,015	682,387,065
Annual Total		939,514,804		26,013,810		6,550,085,376		7,515,613,990
Cumulative Total		2,009,649,965		786,691,484		28,743,786,281		31,540,127,730
2003								
January	1,985	62,368,061	1,408	19,572,407	465,147	612,526,727	468,540	694,467,195
February	2,000	46,931,010	1,389	20,781,267	466,140	573,405,929	469,529	641,118,206
March	1,970	66,770,592	1,418	20,729,272	466,433	552,286,014	469,821	639,785,878
April	1,963	44,413,222	1,419	27,527,952	466,436	501,542,688	469,818	573,483,862
May	1,957	46,216,482	1,420	34,073,116	466,519	482,992,185	469,896	563,281,783
June	2,065	48,001,135	1,315	33,858,523	466,110	490,926,565	469,490	572,786,223
July	2,083	48,554,843	1,293	30,735,106	466,407	607,540,196	469,783	686,830,145
August	2,116	54,875,855	1,260	32,401,343	466,575	660,102,236	469,951	747,379,434
September	2,145	44,741,622	1,236	19,977,578	466,795	633,003,428	470,176	697,722,628
October	2,288	72,703,628	1,139	13,539,820	466,964	523,233,581	470,391	609,477,029
November	2,312	75,582,865	1,113	11,884,656	467,487	511,246,998	470,912	598,714,519
December	2,235	76,349,747	1,188	11,943,960	468,361	580,751,039	471,784	669,044,746
Annual Total		687,509,062		277,025,000		6,729,557,586		7,694,091,648
Cumulative Total		2,697,159,027		1,063,716,484		35,473,343,867		39,234,219,378

(2) Customer count reflects number of individual billing accounts. A customer may have more than one billing account.

National Grid
State of Rhode Island Quarterly Report
Monthly Historical Data by Type of Generation Service

	Competitive Supply		Last Resort Service		Standard Offer		Total	
	Number of Customers	kWhs	Number of Customers (2)	kWhs	Number of Customers	kWhs	Number of Customers	kWhs
2004								
January	2,234	75,370,719	1,198	16,515,917	468,782	617,638,437	472,214	709,525,073
February	2,253	68,181,992	1,184	15,704,065	469,240	576,720,905	472,677	660,606,962
March	2,267	67,668,979	1,176	18,048,829	469,196	548,542,881	472,639	634,260,689
April	2,268	66,064,562	1,166	13,523,228	469,254	516,025,134	472,688	595,612,924
May	1,348	66,003,180	2,086	12,753,849	469,069	487,351,484	472,503	566,108,513
June	1,643	65,068,901	1,878	23,879,239	468,548	535,854,816	472,069	624,802,956
July	2,135	60,693,032	1,465	24,914,503	468,108	593,955,479	471,708	679,563,014
August	2,397	64,836,819	1,255	20,329,055	468,205	622,178,035	471,857	707,343,909
September	2,875	75,114,881	857	17,043,730	468,585	640,177,127	472,317	732,335,738
October	2,949	77,471,277	793	11,815,010	469,189	545,445,628	472,931	634,731,915
November	2,952	74,184,687	774	15,430,585	469,789	512,452,523	473,515	602,067,795
December	2,804	78,540,017	913	12,296,038	470,577	584,484,383	474,294	675,320,438
Annual Total		839,199,046		202,254,048		6,780,826,832		7,822,279,926
Cumulative Total		3,536,358,073		1,265,970,532		42,254,170,699		47,056,499,304
2005								
January	2,809	67,223,969	945	17,428,917	471,581	589,044,964	475,335	673,697,850
February	2,838	69,295,034	933	16,483,915	472,317	560,253,357	476,088	646,032,306
March	2,826	79,324,287	932	12,791,354	472,619	567,098,041	476,377	659,213,682
April	2,876	77,541,293	899	9,827,653	472,550	512,423,662	476,325	599,792,608
May	2,839	74,192,269	930	9,908,437	472,439	477,083,497	476,208	561,184,203
June	2,865	76,041,724	909	12,072,216	472,470	525,213,042	476,244	613,326,982
July	2,882	77,004,733	894	14,313,023	472,553	629,492,615	476,329	720,810,371
August	2,898	80,636,902	899	13,985,829	473,547	689,545,140	477,344	784,167,871
September	2,910	82,855,196	891	14,563,311	472,811	677,739,427	476,612	775,157,934
October	2,868	78,123,329	930	13,920,763	473,057	558,533,611	476,855	650,577,703
November	2,799	67,274,966	994	17,146,353	473,295	513,004,576	477,088	597,425,895
December	2,793	61,906,908	998	39,968,587	474,191	602,072,305	477,982	703,947,800
Annual Total		891,420,610		192,410,358		6,901,504,237		7,985,335,205
Cumulative Total		4,427,778,683		1,458,380,890		49,155,674,936		55,041,834,509
2006								
January	2,849	45,336,021	964	41,988,660	474,857	599,805,461	478,670	687,130,142
February	2,904	43,280,460	923	38,983,999	475,207	517,601,487	479,034	599,865,946
March	2,948	66,544,706	875	29,776,175	475,542	574,027,353	479,365	670,348,234
April	3,065	73,777,336	824	15,797,686	475,389	494,092,624	479,278	583,667,646
May	3,249	75,786,163	811	12,185,406	474,998	458,149,747	479,058	546,121,316
June	3,335	95,709,690	788	12,065,833	474,260	501,159,091	478,383	608,934,614
July	3,370	93,656,141	786	12,866,806	473,941	614,930,939	478,097	721,453,886
August	3,371	104,855,263	784	14,238,415	473,809	675,728,561	477,964	794,822,239
September	3,350	98,580,859	775	12,803,541	468,255	575,594,441	472,380	686,978,841
October	3,374	100,512,312	775	11,840,472	474,636	484,046,114	478,785	596,398,898
November	3,385	91,401,700	762	12,089,817	475,270	471,299,560	479,417	574,791,077
December	3,396	102,237,167	775	13,179,330	475,980	546,399,668	480,151	661,816,165
Annual Total		991,677,818		227,816,140		6,512,835,046		7,732,329,004
Cumulative Total		5,419,456,501		1,686,197,030		55,668,509,982		62,774,163,513

(2) Customer count reflects number of individual billing accounts. A customer may have more than one billing account.

National Grid
State of Rhode Island Quarterly Report
Monthly Historical Data by Type of Generation Service

	Competitive Supply		Last Resort Service		Standard Offer		Total	
	Number of Customers	kWhs	Number of Customers (2)	kWhs	Number of Customers	kWhs	Number of Customers	kWhs
2007								
January	3,381	100,320,608	785	14,316,695	476,532	584,220,746	480,698	698,858,049
February	3,352	93,505,465	780	13,842,944	476,884	528,332,828	481,016	635,681,237
March	3,394	95,146,878	769	13,118,250	478,043	542,612,660	482,206	650,877,788
April	3,407	93,392,750	769	12,691,055	478,132	485,100,740	482,308	591,184,545
May	3,394	92,489,444	767	11,941,866	477,799	470,689,877	481,960	575,121,187
June	3,390	96,658,477	764	13,818,744	477,181	517,823,660	481,335	628,300,881
July	3,347	90,905,766	800	15,751,253	476,562	573,566,967	480,709	680,223,986
August	3,317	97,342,301	821	16,784,287	476,246	646,041,995	480,384	760,168,583
September	3,262	99,920,162	869	23,474,030	475,953	601,335,853	480,084	724,730,045
October	3,227	89,392,691	902	25,292,980	475,521	527,217,522	479,650	641,903,193
November	3,233	93,368,817	885	18,396,466	475,758	496,768,042	479,876	608,533,325
December	3,206	99,151,139	905	15,873,971	476,828	569,047,235	480,939	684,072,345
Annual Total		1,141,594,498		195,302,541		6,542,758,125		7,879,655,164
Cumulative Total		6,561,050,999		1,881,499,571		62,211,268,107		70,653,818,677

	Competitive Supply		Last Resort Service		Standard Offer		Total	
	Number of Customers	kWhs	Number of Customers (2)	kWhs	Number of Customers	kWhs	Number of Customers	kWhs
2008								
January	3,344	108,141,204	878	14,785,735	464,171	583,797,693	468,393	706,724,632
February	3,126	83,211,462	1,002	12,485,838	481,438	551,015,683	485,566	646,712,983
March	3,124	85,854,831	1,114	14,261,688	480,990	493,807,205	485,228	593,923,724
April	3,050	98,390,514	1,094	13,447,489	467,089	537,942,272	471,233	649,780,275
May	3,146	85,020,323	1,117	13,254,552	481,255	438,045,311	485,518	536,320,186
June	2,993	92,668,526	1,246	13,674,446	482,919	497,867,816	487,158	604,210,788
July	2,900	82,700,911	1,317	23,776,004	481,892	602,969,314	486,109	709,446,229
August	2,904	88,545,478	1,360	25,535,044	480,751	675,999,001	485,015	790,079,523
September	2,832	80,093,164	1,390	45,715,424	480,609	620,757,392	484,831	746,565,980
October	2,929	78,703,398	1,375	34,015,253	479,937	542,891,558	484,241	655,610,209
November	3,158	97,597,862	1,297	17,151,781	482,276	370,332,375	486,731	485,082,018
December	3,320	102,717,045	1,225	14,524,719	466,540	491,884,691	471,085	609,126,455
Annual Total		1,083,644,718		242,627,973		6,407,310,311		7,733,583,002
Cumulative Total		7,644,695,717		2,124,127,544		68,618,578,418		78,387,401,679


	Competitive Supply		Last Resort Service		Standard Offer		Total	
	Number of Customers	kWhs	Number of Customers (2)	kWhs	Number of Customers	kWhs	Number of Customers	kWhs
2009								
January	3,892	136,296,995	1,308	18,668,830	480,143	601,929,535	485,343	756,895,360
February	4,158	130,970,759	1,365	15,766,471	481,270	492,637,196	486,793	639,374,426
March	4,296	127,647,032	1,328	14,983,324	481,813	506,692,151	487,437	649,322,507
April	4,715	110,002,581	1,136	11,347,988	480,883	427,557,447	486,734	548,908,016
May	4,896	181,693,652	1,122	10,211,001	481,717	398,835,040	487,735	590,739,693
June	6,677	149,917,663	1,147	12,751,649	470,872	397,408,789	478,696	560,078,101
July	7,197	165,163,524	1,150	12,206,418	478,642	466,483,138	486,989	643,853,080
August	7,350	171,970,596	1,119	11,596,095	464,574	499,941,344	473,043	683,508,035
September	7,814	192,013,763	1,127	13,332,173	477,768	515,860,996	486,709	721,206,932
October	7,892	188,918,581	1,110	12,628,030	472,307	388,276,001	481,309	589,822,612
November	8,120	169,300,085	1,180	15,606,567	477,232	373,668,110	486,532	558,574,762
December	8,227	180,551,718	1,210	19,687,045	471,515	419,967,545	480,952	620,206,308
Annual Total		1,904,446,949		168,785,591		5,489,257,292		7,562,489,832
Cumulative Total		9,549,142,666		2,292,913,135		74,107,835,710		85,949,891,511

(2) Customer count reflects number of individual billing accounts. A customer may have more than one billing account.

National Grid
State of Rhode Island Quarterly Report
Monthly Historical Data by Type of Generation Service

	<u>Competitive Supply*</u>		<u>Last Resort Service</u>		<u>Standard Offer</u>		<u>Total</u>	
	<u>Number of Customers</u>	<u>kWhs</u>	<u>Number of Customers (2)</u>	<u>kWhs</u>	<u>Number of Customers</u>	<u>kWhs</u>	<u>Number of Customers</u>	<u>kWhs</u>
2010								
January	8,480	198,442,359	1,293	17,394,008	477,210	487,989,217	486,983	703,825,584
February	8,469	186,168,735	-	-	478,567	448,106,128	487,036	634,274,863
March	8,637	182,485,680	-	-	479,746	434,120,936	488,383	616,606,616
April	8,568	185,620,128	-	-	466,899	398,625,595	475,467	584,245,723
May	8,921	181,641,905	-	-	479,233	366,657,832	488,154	548,299,737
June	9,098	197,248,748	-	-	466,876	398,479,560	475,974	595,728,308
July	9,340	226,291,831	-	-	477,739	569,034,194	487,079	795,326,025
August	9,559	232,063,525	-	-	465,228	547,011,793	474,787	779,075,318
September	9,647	229,129,561	-	-	472,653	491,111,742	482,300	720,241,303
October	9,803	201,835,705	-	-	477,917	393,074,189	487,720	594,909,894
November	10,347	195,176,518	-	-	477,190	371,198,240	487,537	566,374,758
December	10,585	199,539,572	-	-	456,476	413,439,719	467,061	612,979,291
Annual Total		2,415,644,267		17,394,008		5,318,849,145		7,751,887,420
Cumulative Total		11,964,786,933		2,310,307,143		79,426,684,855		93,701,778,931

(2) Customer count reflects number of individual billing accounts. A customer may have more than one billing account.
* Note: includes data pertaining to self-generating suppliers and rate class M-1 (Station Power Delivery and Reliability Service Rate).



National Grid
State of Rhode Island Quarterly Report
Open Access Customer Data by Supplier

Oct-10

	Complete Billing			Generation Revenue \$	Average Revenue \$/kWh
	# of Customers	kWh	Demand		
Supplier: 5					
A-16	9	3,353	0.0		
B-32					
B62					
C-06/C-08	36	58,472	0.0		
G-02	41	675,748	2,328.1		
E-40					
G-32	7	988,840	2,869.7		
G-62					
S-10	0	1,394	0.0		
S-14	5	2,914	0.0		
Supplier Subtotal	98	1,730,721	5,197.8		
Supplier: 2					
A-16	196	140,586	0.0		
A60	4	1,709	0.0		
B-32					
B-62					
C-06/C-08	498	506,469	0.0		
G-02	189	3,055,648	12,981.5		
G-32	40	6,131,334	18,682.2		
E-40					
G-62	1	2,712,005	6,004.0		
R-02					
T-06/T-08					
S-10	0	9,173	0.0		
S-14	33	578,127	0.0		
X-01					
Supplier Subtotal	961	13,135,051	37,667.7		
Supplier: 13					
A-16	1	930	0.0		
C-06/C-08	27	25,895	0.0		
G-02	12	227,694	793.6		
E-40					
G-32	1	116,200	225.0		
T-06/T-08					
S-10	0	107	0.0		
S-14	4	1,753	0.0		
Supplier Subtotal	45	372,579	1,018.6		
Supplier: 14					
A-16	5	2,438	0.0		
C-06/C-08	30	49,807	0.0		
E40					
G-02	19	274,130	1,029.6		
G-32					
G62					
T-06/T-08					
S-10	0	1,457	0.0		
S-14	1	107	0.0		
Supplier Subtotal	55	327,939	1,029.6		

	Pass-Thru Billing		
	# of Customers	kWh	Demand
Supplier: 5			
A-16			
B-32	1	289,695	890.0
B-62	1	8,983,836	21,420.0
C-06/C-08	24	35,920	0.0
G-02	170	4,348,851	13,787.8
E-40			
G-32	85	22,547,183	58,291.0
G-62	1	7,083,125	14,752.0
S-10	0	4,509	0.0
S-14			
Supplier Subtotal	282	43,293,119	109,140.8
Supplier: 2			
A-16	25	20,678	0.0
A60			
B-32	1	213,755	1,036.0
B-62			
C-06/C-08	1,967	1,110,315	0.0
G-02	233	5,179,386	16,616.5
G-32	105	21,186,541	54,960.0
E-40			
G-62	4	7,885,193	19,958.3
R-02			
T-06/T-08			
S-10	0	37,702	0.0
S-14	4	1,445	0.0
X-01	1	1,862,511	15,812.0
Supplier Subtotal	2,340	37,497,526	108,382.8
Supplier: 13			
A-16			
C-06/C-08			
G-02	1	104,520	181.2
E-40			
G-32	4	482,488	1,835.4
T-06/T-08			
S-10			
S-14			
Supplier Subtotal	5	587,008	2,016.6
Supplier: 14			
A-16	1	0	0.0
C-06/C-08	96	113,517	0.0
E-40			
G-02	35	688,988	2,599.1
G-32	57	13,860,924	36,901.2
G-62	3	12,124,379	27,818.2
T-06/T-08			
S-10			
S14	7	(212,499)	0.0
Supplier Subtotal	199	26,575,309	67,318.5

National Grid
State of Rhode Island Quarterly Report
Open Access Customer Data by Supplier

Oct-10

	<u>Complete Billing</u>			Generation Revenue \$	Average Revenue \$/kWh
	# of Customers	kWh	Demand		
Supplier: 12					
A-16	8	7,884	0.0		
C-06/C-08	19	19,625	0.0		
E-30					
G-02	20	290,950	1,349.7		
G-32	3	173,200	927.0		
G62					
T-06/T-08					
S-10	0	107	0.0		
S-14	12	65,789	0.0		
Supplier Subtotal	62	557,555	2,276.7		
Supplier: 15					
C-06/C-08					
E-40					
G-02					
G-32					
Supplier Subtotal	0	0	0.0		
Supplier: 17					
A16					
A60	1	399	0.0		
C06/C08	21	21,990	0.0		
G02	11	203,235	1,089.4		
G32	1	4,800	215.4		
S10	0	337	0.0		
S14	1	238	0.0		
Supplier Subtotal	35	230,999	1,304.8		
Supplier: 18					
A-16	114	100,866	0.0		
A60	3	1,621	0.0		
C-06/C-08	473	595,753	0.0		
E30					
G-02	190	3,181,932	12,741.4		
G-32	55	7,394,960	22,251.1		
R-02					
T-06/T-08					
E40					
S-10	0	14,867	0.0		
S-14	32	598,944	0.0		
Supplier Subtotal	867	11,888,943	34,992.5		
Supplier: 19					
A-16	100	65,481	0.0		
A60	4	1,696	0.0		
C-06/C-08	673	645,852	0.0		
E-40					
G-02	188	3,255,004	12,069.8		
G32	45	4,276,822	15,092.4		
R02					
T-06/T-08					
S-10	0	16,969	0.0		
S-14	52	2,891,109	0.0		
Supplier Subtotal	1,062	11,152,933	27,162.2		


	<u>Pass-Thru Billing</u>		
	# of Customers	kWh	Demand
Supplier: 12			
A-16	9	106,876	0.0
C-06/C-08	107	286,988	0.0
E-30			
G-02	53	1,716,145	4,890.8
G-32	20	1,537,781	6,836.9
G-62			
T-06/T-08			
S-10	0	599	0.0
S-14	9	7,850	0.0
Supplier Subtotal	198	3,656,239	11,727.7
Supplier: 15			
C-06/C-08			
E-40			
G-02			
G-32			
Supplier Subtotal	0	0	0.0
Supplier: 17			
A16	6	9,086	0.0
A60			
C06	42	118,075	0.0
G02	76	1,023,687	3,880.9
G-32	16	4,104,828	10,935.9
S10	0	699	0.0
S14			
Supplier Subtotal	140	5,256,375	14,816.8
Supplier: 18			
A-16	619	602,220	0.0
A60	2	2,615	0.0
C-06/C-08	1,222	2,611,091	0.0
E-30			
G-02	870	12,326,052	46,043.5
G-32	79	7,603,716	27,007.1
R-02			
T-06/T-08			
E-40			
S-10	0	35,680	0.0
S-14	1	611	0.0
Supplier Subtotal	2,793	23,181,985	73,050.6
Supplier: 19			
A-16	13	29,165	0.0
A60			
C-06/C-08	109	175,688	0.0
E-40			
G-02	65	1,679,331	5,085.1
G-32	9	1,307,440	4,137.6
R-02			
T-06/T-08			
S-10	0	1,534	0.0
S-14	4	102,454	0.0
Supplier Subtotal	200	3,295,612	9,222.7

National Grid
State of Rhode Island Quarterly Report
Open Access Customer Data by Supplier

Oct-10

	Complete Billing			Generation Revenue \$	Average Revenue \$/kWh
	# of Customers	kWh	Demand		
Supplier: 20					
E40					
A16	7	3,965	0.0		
A60	1	645	0.0		
C-06/C-08	38	34,925	0.0		
G02	20	388,775	1,622.7		
G-32	4	496,000	1,619.5		
S10	0	1,681	0.0		
S14	6	2,100	0.0		
Supplier Subtotal	76	928,091	3,242.2		
Supplier: 21					
C06					
G02	1	17,312	41.5		
G32					
Supplier Subtotal	1	17,312	41.5		
Supplier: 24					
G02					
G32					
Supplier Subtotal	0	0	0.0		
Supplier: 22					
C06/C08	2	518	0.0		
G32/G3F	1	195,000	378.0		
Supplier Subtotal	3	195,518	378.0		
Supplier: 23					
A16	38	22,005	0.0		
A60	1	488	0.0		
C06/C08	88	91,999	0.0		
G02	18	298,766	1,250.2		
G32	6	1,061,819	2,881.9		
S10	0	431	0.0		
S14	1	214	0.0		
Supplier Subtotal	152	1,475,722	4,132.1		
Complete Billing Subtotal					
A-16	478	347,508	0.0		
A60	14	6,558	0.0		
B-32	0	0	0.0		
B-62	0	0	0.0		
C-06/C-08	1,905	2,051,305	0.0		
E-30	0	0	0.0		
E-40	0	0	0.0		
G-02	709	11,869,194	47,297.5		
G-32	163	20,838,975	65,142.2		
G-62	1	2,712,005	6,004.0		
R-02	0	0	0.0		
T-06/T-08	0	0	0.0		
X-01	0	0	0.0		
M-1					
S-10	0	46,523	0.0		
S-14	147	4,141,295	0.0		
Complete Billing Grand Total	3,417	42,013,363	118,443.7		

	Pass-Thru Billing		
	# of Customers	kWh	Demand
Supplier: 20			
E-40			
A16			
A60			
C-06/C-08	32	34,610	0.0
G02	149	2,204,324	7,148.1
G-32	16	8,540,228	22,365.7
S10	0	6,724	0.0
S14			
Supplier Subtotal	197	10,785,886	29,513.8
Supplier: 21			
C06			
G02	1	6,695	21.9
G32	10	2,212,800	4,505.9
Supplier Subtotal	11	2,219,495	4,527.8
Supplier: 24			
G02			
G32			
Supplier Subtotal	0	0	0.0
Supplier: 22			
C06/C08	5	9,579	0.0
G32/G3F	4	1,522,776	4,605.8
Supplier Subtotal	9	1,532,355	4,605.8
Supplier: 23			
A16			
A60			
C06/C08			
G02			
G32			
S10			
S14			
Supplier Subtotal	0	0	0.0
Pass-Thru Billing Subtotal			
A-16	673	768,025	0.0
A60	2	2,615	0.0
B-32	2	503,450	1,926.0
B-62	1	8,983,836	21,420.0
C-06/C-08	3,604	4,495,783	0.0
E-30	0	0	0.0
E-40	0	0	0.0
G-02	1,653	29,277,979	100,254.9
G-32	405	84,906,705	232,382.5
G-62	8	27,092,697	62,528.5
R-02	0	0	0.0
T-06/T-08	0	0	0.0
X-01	1	1,862,511	15,812.0
M-1			
S-10	0	87,447	0.0
S-14	25	(100,139)	0.0
Pass-Thru Billing Grand Total	6,374	157,880,909	434,323.9




National Grid
State of Rhode Island Quarterly Report
Open Access Customer Data by Supplier

Nov-10

	<u>Complete Billing</u>			Generation Revenue \$	Average Revenue \$/kWh
	# of Customers	kWh	Demand		
Supplier: 5					
A-16	18	7,719	0.0		
A-60	2	333	0.0		
B-32					
B62					
C-06/C-08	35	59,316	0.0		
G-02	47	786,522	3,179.6		
E-40					
G-32	5	389,160	1,350.6		
G-62					
S-10	0	1,641	0.0		
S-14	5	3,431	0.0		
Supplier Subtotal	112	1,248,122	4,530.2		
Supplier: 2					
A-16	302	235,076	0.0		
A60	10	3,777	0.0		
B-32					
B-62					
C-06/C-08	537	598,745	0.0		
G-02	199	3,088,193	12,952.0		
G-32	35	5,343,901	15,748.7		
E-40					
G-62	1	3,403,816	6,980.0		
R-02					
T-06/T-08					
S-10	0	12,447	0.0		
S-14	33	681,384	0.0		
X-01					
Supplier Subtotal	1,117	13,367,339	35,680.7		
Supplier: 13					
A-16	3	1,760	0.0		
C-06/C-08	27	21,650	0.0		
G-02	12	211,093	689.3		
E-40					
G-32	1	103,000	216.0		
T-06/T-08					
S-10	0	126	0.0		
S-14	4	2,063	0.0		
Supplier Subtotal	47	339,692	905.3		
Supplier: 14					
A-16	11	5,640	0.0		
C-06/C-08	32	48,437	0.0		
E40					
G-02	18	245,349	899.8		
G-32	1	100,320	339.1		
G-62					
T-06/T-08					
S-10	0	1,715	0.0		
S-14	1	126	0.0		
Supplier Subtotal	63	401,587	1,238.9		

	<u>Pass-Thru Billing</u>		
	# of Customers	kWh	Demand
Supplier: 5			
A-16			
A-60			
B-32	1	263,691	584.8
B-62	1	9,598,621	20,544.0
C-06/C-08	30	84,520	0.0
G-02	166	4,166,664	13,124.4
E-40			
G-32	86	20,647,928	54,340.3
G-62	1	6,377,977	13,912.0
S-10	0	5,309	0.0
S-14			
Supplier Subtotal	285	41,144,710	102,505.5
Supplier: 2			
A-16	25	17,110	0.0
A60			
B-32	1	179,876	888.0
B-62			
C-06/C-08	1,966	1,114,835	0.0
G-02	230	4,768,563	15,869.5
G-32	101	19,116,459	48,565.2
E-40			
G-62	4	7,550,400	18,005.8
R-02			
T-06/T-08			
S-10	0	44,145	0.0
S-14	4	1,700	0.0
X-01	1	1,883,298	15,524.0
Supplier Subtotal	2,332	34,676,386	98,852.5
Supplier: 13			
A-16			
C-06/C-08			
G-02	1	95,280	176.4
E-40			
G-32	12	1,683,120	4,741.0
T-06/T-08			
S-10			
S-14			
Supplier Subtotal	13	1,778,400	4,917.4
Supplier: 14			
A-16	1	0	0.0
C-06/C-08	99	(75,374)	0.0
E-40			
G-02	39	695,439	2,627.1
G-32	59	14,820,650	39,080.5
G-62	3	11,303,827	24,585.4
T-06/T-08			
S-10			
S-14	7	322,279	0.0
Supplier Subtotal	208	27,066,821	66,293.0




National Grid
State of Rhode Island Quarterly Report
Open Access Customer Data by Supplier

Nov-10

	<u>Complete Billing</u>			Generation Revenue \$	Average Revenue \$/kWh
	# of Customers	kWh	Demand		
Supplier: 12					
A-16	13	10,941	0.0		
C-06/C-08	21	22,186	0.0		
E-30					
G-02	21	290,007	1,380.2		
G-32	3	190,560	808.1		
G62					
T-06/T-08					
S-10	0	126	0.0		
S-14	11	71,754	0.0		
Supplier Subtotal	69	585,574	2,188.3		
Supplier: 15					
C-06/C-08					
E-40					
G-02					
G-32					
Supplier Subtotal	0	0	0.0		
Supplier: 17					
A16	4	1,114	0.0		
A-60	1	376	0.0		
C06	18	12,631	0.0		
G02	10	185,231	1,059.8		
G32	1	2,640	215.4		
S10	0	396	0.0		
S14	1	198	0.0		
Supplier Subtotal	35	202,586	1,275.2		
Supplier: 18					
E40					
A-16	176	124,809	0.0		
A60	12	5,774	0.0		
C-06/C-08	475	567,961	0.0		
G-02	193	3,175,177	13,225.5		
G-32	49	6,422,175	19,677.8		
R-02					
T-06/T-08					
S-10	0	17,446	0.0		
S-14	29	703,960	0.0		
Supplier Subtotal	934	11,017,302	32,903.3		
Supplier: 19					
A-16	158	101,695	0.0		
A-60	10	3,983	0.0		
C-06/C-08	668	668,067	0.0		
E-40					
G-02	181	3,091,559	11,338.3		
G-32	44	4,596,863	16,387.9		
R-02					
S-10	0	20,732	0.0		
S-14	53	3,395,242	0.0		
Supplier Subtotal	1,114	11,878,141	27,726.2		

	<u>Pass-Thru Billing</u>		
	# of Customers	kWh	Demand
Supplier: 12			
A-16	9	159,293	0.0
C-06/C-08	107	301,515	0.0
E-30			
G-02	53	1,494,159	4,881.7
G-32	21	1,954,890	6,932.9
G62			
T-06/T-08			
S-10	0	706	0.0
S-14	9	8,900	0.0
Supplier Subtotal	199	3,919,463	11,814.6
Supplier: 15			
C-06/C-08			
E-40			
G-02			
G-32			
Supplier Subtotal	0	0	0.0
Supplier: 17			
A16	6	8,108	0.0
A-60	0	0	0.0
C06	41	113,163	0.0
G02	72	945,244	3,824.8
G-32	14	3,915,523	9,717.5
S10	0	823	0.0
S14			
Supplier Subtotal	133	4,982,861	13,542.3
Supplier: 18			
E-40			
A-16	602	561,434	0.0
A-60	2	3,156	0.0
C-06/C-08	1,205	2,370,538	0.0
G-02	858	11,055,464	43,667.3
G-32	77	6,991,803	24,589.6
R-02			
T-06/T-08			
S-10	0	40,944	0.0
S-14	1	866	0.0
Supplier Subtotal	2,745	21,024,205	68,256.9
Supplier: 19			
A-16	13	27,222	0.0
A-60			
C-06/C-08	107	161,682	0.0
E-40			
G-02	64	1,525,048	4,383.1
G-32	6	925,800	2,873.6
R02			
S-10	0	1,806	0.0
S-14	4	120,573	0.0
Supplier Subtotal	194	2,762,131	7,256.7




National Grid
State of Rhode Island Quarterly Report
Open Access Customer Data by Supplier

Nov-10

	Complete Billing			Generation Revenue \$	Average Revenue \$/kWh
	# of Customers	kWh	Demand		
Supplier: 20					
E40					
A16	11	7,727	0.0		
A-60	1	792	0.0		
C-06/C-08	36	30,098	0.0		
G02	22	338,739	1,499.3		
G32	4	262,460	836.5		
S10	0	1,978	0.0		
S14	6	2,470	0.0		
Supplier Subtotal	80	644,264	2,335.8		
Supplier: 21					
C06					
G02	1	14,003	39.3		
G32					
S-14	1	5,524	0.0		
Supplier Subtotal	2	19,527	39.3		
Supplier: 24					
G02					
G32					
Supplier Subtotal	0	0	0.0		
Supplier: 22					
C06	3	2,380	0.0		
G02					
G32	1	211,500	364.5		
Supplier Subtotal	4	213,880	364.5		
Supplier: 23					
A16	172	107,597	0.0		
A-60	24	11,920	0.0		
C06	180	205,845	0.0		
G02	42	644,488	2,594.4		
G32	13	1,575,209	5,380.2		
S10	0	699	0.0		
S14	3	592	0.0		
Supplier Subtotal	434	2,546,350	7,974.6		
Complete Billing Subtotal					
A-16	868	604,078	0.0		
A-60	60	26,955	0.0		
B-32	0	0	0.0		
B-62	0	0	0.0		
C-06/C-08	2,032	2,237,316	0.0		
E-30	0	0	0.0		
E-40	0	0	0.0		
G-02	746	12,070,361	48,857.5		
G-32	157	19,197,788	61,324.8		
G-62	1	3,403,816	6,980.0		
R-02	0	0	0.0		
T-06/T-08	0	0	0.0		
X-01	0	0	0.0		
M-1	0	0	0.0		
S-10	0	57,306	0.0		
S-14	147	4,866,744	0.0		
Complete Billing Grand Total	4,011	42,464,364	117,162.3		

	Pass-Thru Billing		
	# of Customers	kWh	Demand
Supplier: 20			
E-40			
A16			
A-60			
C-06/C-08	34	50,052	0.0
G02	150	2,063,077	6,938.0
G32	14	7,945,134	18,954.4
S10	0	7,917	0.0
S14			
Supplier Subtotal	198	10,066,180	25,892.4
Supplier: 21			
C06			
G02	2	110,420	304.6
G32	10	2,067,990	4,274.9
S14			
Supplier Subtotal	12	2,178,410	4,579.5
Supplier: 24			
G02			
G32			
Supplier Subtotal	0	0	0.0
Supplier: 22			
C06	5	11,656	0.0
G02			
G32	4	1,544,528	4,446.8
Supplier Subtotal	9	1,556,184	4,446.8
Supplier: 23			
A16			
A-60			
C06			
G02			
G32			
S10			
S14			
Supplier Subtotal	0	0	0.0
Pass-Thru Billing Subtotal			
A-16	656	773,167	0.0
A-60	2	3,156	0.0
B-32	2	443,567	1,472.8
B-62	1	9,598,621	20,544.0
C-06/C-08	3,594	4,132,587	0.0
E-30	0	0	0.0
E-40	0	0	0.0
G-02	1,635	26,919,358	95,796.9
G-32	404	81,613,825	218,516.7
G-62	8	25,232,204	56,503.2
R-02	0	0	0.0
T-06/T-08	0	0	0.0
X-01	1	1,883,298	15,524.0
M-1	0	0	0.0
S-10	0	101,650	0.0
S-14	25	454,318	0.0
Pass-Thru Billing Grand Total	6,328	151,155,751	408,357.6




National Grid
State of Rhode Island Quarterly Report
Open Access Customer Data by Supplier

Dec-10

	Complete Billing			Generation Revenue \$	Average Revenue \$/kWh
	# of Customers	kWh	Demand		
Supplier: 5					
A-16	25	14,510	0.0		
A-60	4	2,071	0.0		
B-32					
B62					
C-06/C-08	37	78,530	0.0		
G-02	53	868,305	3,184.7		
E-40					
G-32	5	543,440	1,425.0		
G-62					
S-10	0	1,674	0.0		
S-14	5	3,500	0.0		
Supplier Subtotal	129	1,512,030	4,609.7		
Supplier: 2					
A-16	362	338,483	0.0		
A-60	18	10,849	0.0		
B-32					
B-62					
C-06/C-08	577	717,705	0.0		
G-02	207	3,447,820	13,026.8		
G-32	38	6,739,265	17,177.7		
E-40					
G-62	1	3,466,401	7,364.0		
R-02					
T-06/T-08					
S-10	0	12,697	0.0		
S-14	34	784,813	0.0		
X-01					
Supplier Subtotal	1,237	15,518,033	37,568.5		
Supplier: 13					
A-16	4	3,949	0.0		
C-06/C-08	29	29,156	0.0		
G-02	13	203,971	649.3		
E-40					
G-32					
T-06/T-08					
S-10	0	1,195	0.0		
S-14	4	2,104	0.0		
Supplier Subtotal	50	240,375	649.3		
Supplier: 14					
A-16	14	8,796	0.0		
A-60	3	1,849	0.0		
C-06/C-08	54	93,176	0.0		
E40					
G-02	26	404,838	1,232.8		
G-32/G3F					
G62					
T-06/T-08					
S-10	0	1,749	0.0		
S-14	3	533	0.0		
Supplier Subtotal	100	510,941	1,232.8		

	Pass-Thru Billing		
	# of Customers	kWh	Demand
Supplier: 5			
A-16			
A-60			
B-32	1	285,796	581.2
B-62	1	8,397,314	19,500.0
C-06/C-08	29	86,306	0.0
G-02	164	4,198,801	12,397.0
E-40			
G-32	82	21,392,026	53,030.3
G-62	1	6,624,296	11,064.0
S-10	0	5,418	0.0
S-14			
Supplier Subtotal	278	40,989,957	96,572.5
Supplier: 2			
A-16	25	18,963	0.0
A-60			
B-32	1	173,761	782.8
B-62			
C-06/C-08	1,881	1,204,150	0.0
G-02	205	4,615,396	13,718.5
G-32	98	20,311,299	49,873.8
E-40			
G-62	2	4,886,292	9,764.3
R-02			
T-06/T-08			
S-10	0	45,026	0.0
S-14	4	1,734	0.0
X-01	1	2,114,993	14,456.0
Supplier Subtotal	2,217	33,371,614	88,595.4
Supplier: 13			
A-16			
C-06/C-08			
G-02	1	93,360	231.6
E-40			
G-32	12	1,817,608	4,452.3
T-06/T-08			
S-10			
S-14			
Supplier Subtotal	13	1,910,968	4,683.9
Supplier: 14			
A-16			
A-60			
C-06/C-08	2	4,962	0.0
E-40			
G-02	22	440,747	1,354.2
G-32	52	12,699,538	32,231.6
G-62	3	12,217,654	23,852.8
T-06/T-08			
S-10			
S14			
Supplier Subtotal	79	25,362,901	57,438.6




National Grid
State of Rhode Island Quarterly Report
Open Access Customer Data by Supplier

Dec-10

	Complete Billing			Generation Revenue \$	Average Revenue \$/kWh
	# of Customers	kWh	Demand		
Supplier: 12					
A-16	14	13,736	0.0		
C-06/C-08	24	34,320	0.0		
E-30					
G-02	20	321,875	1,317.7		
G-32	3	248,880	871.1		
T-06/T-08					
S-10	0	324	0.0		
S-14	11	70,598	0.0		
Supplier Subtotal	72	689,733	2,188.8		
Supplier: 15					
C-06/C-08					
E-40					
G-02					
G-32					
Supplier Subtotal	0	0	0.0		
Supplier: 17					
A16	8	4,394	0.0		
A-60	1	472	0.0		
C06	21	15,728	0.0		
G02	9	198,275	1,021.5		
G-32	1	4,320	200.4		
S10	0	404	0.0		
S14	2	404	0.0		
Supplier Subtotal	42	223,997	1,221.9		
Supplier: 18					
A60	15	8,939	0.0		
A-16	237	208,016	0.0		
C-06/C-08	464	610,970	0.0		
E-40					
G-02	190	3,330,423	12,527.3		
G-32	44	6,804,769	18,532.9		
R-02					
T-06/T-08					
S-10	0	18,246	0.0		
S-14	29	619,770	0.0		
Supplier Subtotal	979	11,601,133	31,060.2		
Supplier: 19					
A-16	209	169,591	0.0		
A-60	14	6,161	0.0		
C-06/C-08	681	755,739	0.0		
E-40					
G-02	185	3,143,745	11,105.4		
G-32	39	4,262,116	13,711.0		
S-10	0	23,201	0.0		
S-14	50	3,075,505	0.0		
Supplier Subtotal	1,178	11,436,058	24,816.4		

	Pass-Thru Billing		
	# of Customers	kWh	Demand
Supplier: 12			
A-16	9	252,483	0.0
C-06/C-08	106	316,111	0.0
E-30			
G-02	52	1,656,871	4,493.6
G-32	21	2,762,314	7,300.8
T-06/T-08			
S-10	0	721	0.0
S-14	9	9,076	0.0
Supplier Subtotal	197	4,997,576	11,794.4
Supplier: 15			
C-06/C-08			
E-40			
G-02			
G-32			
Supplier Subtotal	0	0	0.0
Supplier: 17			
A16	6	9,285	0.0
A-60			
C06	41	137,131	0.0
G02	66	961,807	3,389.1
G-32	12	3,738,864	8,236.1
S10	0	840	0.0
S14			
Supplier Subtotal	125	4,847,927	11,625.2
Supplier: 18			
A60	1	1,250	0.0
A-16	578	632,313	0.0
C-06/C-08	1,106	2,254,283	0.0
E-40			
G-02	805	10,736,157	39,881.6
G-32	70	6,272,084	20,951.6
R-02			
T-06/T-08			
S-10	0	42,807	0.0
S-14	1	6,552	0.0
Supplier Subtotal	2,561	19,945,446	60,833.2
Supplier: 19			
A-16	16	38,757	0.0
A-60			
C-06/C-08	106	182,019	0.0
E-40			
G-02	57	1,552,780	4,036.6
G-32	6	1,001,000	3,088.2
S-10	0	1,843	0.0
S-14	3	122,970	0.0
Supplier Subtotal	188	2,899,369	7,124.8



National Grid
State of Rhode Island Quarterly Report
Open Access Customer Data by Supplier

Dec-10

Complete Billing				Generation Revenue \$	Average Revenue \$/kWh
	# of Customers	kWh	Demand		
Supplier: 20					
A-16	19	28,190	0.0		
A-60	1	263	0.0		
C-06/C-08	34	50,261	0.0		
E40					
G-02	21	362,631	1,560.2		
G-32	3	186,360	571.4		
S-10	0	2,017	0.0		
S-14	8	2,721	0.0		
Supplier Subtotal	86	632,443	2,131.6		
Supplier: 21					
C-06/C-08	2	3,466	0.0		
G-02	1	13,087	35.5		
G-32					
G-62					
S-14	1	4,775	0.0		
Supplier Subtotal	4	21,328	35.5		
Supplier: 24					
G02					
G32					
Supplier Subtotal	0	0	0.0		
Supplier: 22					
C06/C08	3	2,423	0.0		
G3F	1	232,500	375.0		
Supplier Subtotal	4	234,923	375.0		
Supplier: 23					
A16	365	268,174	0.0		
A-60	61	37,762	0.0		
C06/C08	294	363,015	0.0		
G02	72	1,366,816	4,724.7		
G-32/G-3F	22	2,907,037	9,828.2		
S-10	0	1,184	0.0		
S-14	7	479,101	0.0		
Supplier Subtotal	821	5,423,089	14,552.9		
Complete Billing Subtotal					
A-16	1,257	1,057,839	0.0		
A-60	117	68,366	0.0		
B-32	0	0	0.0		
B-62	0	0	0.0		
C-06/C-08	2,220	2,754,489	0.0		
E-30	0	0	0.0		
E-40	0	0	0.0		
G-02	797	13,661,786	50,385.9		
G-32	156	21,928,687	62,692.7		
G-62	1	3,466,401	7,364.0		
R-02	0	0	0.0		
T-06/T-08	0	0	0.0		
X-01	0	0	0.0		
M-1	0	0	0.0		
S-10	0	62,691	0.0		
S-14	154	5,043,824	0.0		
Complete Billing Grand Total	4,702	48,044,083	120,442.6		

Pass-Thru Billing			
	# of Customers	kWh	Demand
Supplier: 20			
A-16			
A-60			
C-06/C-08	31	54,891	0.0
E40			
G-02	143	2,094,466	6,402.8
G-32	15	8,524,106	18,556.8
S-10	0	8,076	0.0
S-14			
Supplier Subtotal	189	10,681,539	24,959.6
Supplier: 21			
C-06/C-08			
G-02	5	152,897	363.9
G-32	11	2,423,183	5,030.5
G-62			
S-14			
Supplier Subtotal	16	2,576,080	5,394.4
Supplier: 24			
G02			
G32			
Supplier Subtotal	0	0	0.0
Supplier: 22			
C06/C08	5	9,494	0.0
G3F	4	1,620,289	4,489.0
Supplier Subtotal	9	1,629,783	4,489.0
Supplier: 23			
A16			
A-60			
C06/C08			
G02	1	7,000	34.2
G-32/G-3F			
S-10			
S-14			
Supplier Subtotal	1	7,000	34.2
Pass-Thru Billing Subtotal			
A-16	634	951,801	0.0
A-60	1	1,250	0.0
B-32	2	459,557	1,364.0
B-62	1	8,397,314	19,500.0
C-06/C-08	3,307	4,249,347	0.0
E-30	0	0	0.0
E-40	0	0	0.0
G-02	1,521	26,510,282	86,303.1
G-32	383	82,562,311	207,241.0
G-62	6	23,728,242	44,681.1
R-02	0	0	0.0
T-06/T-08	0	0	0.0
X-01	1	2,114,993	14,456.0
M-1	0	0	0.0
S-10	0	104,731	0.0
S-14	17	140,332	0.0
Pass-Thru Billing Grand Total	5,873	149,220,160	373,545.2