



PASCOAG
UTILITY DISTRICT

Pascoag Electric • Pascoag Water

253 Pascoag Main Street
P.O. Box 107
Pascoag, RI 02859
Phone: 401-568-6222
TTY via RI Relay: 711
Fax: 401-568-0066
www.pud-ri.org

April 26, 2024

Rhode Island Public Utilities Commission
Ms. Luly Massaro
Commission Clerk
89 Jefferson Blvd.
Warwick, RI 02888

Re: RIPUC Docket No.: EL-14-24
Pascoag Utility District Cost of Service Study

Dear Ms. Massaro:

On behalf of Pascoag Utility District Electric Department (Pascoag, District, or PUD), I would like to recall Attachment item 5.9.A.5 Customer's Current Bills on Pages 151-163, from the original filing made on April 5, 2024. It has come to our attention that identifying customer information was not redacted on those pages. I would ask that you remove those pages from the original filing and replace them the pages I have attached with this filing.

Thank you,

Harle J. Young

Manager of Finance and Customer Service

CC: Service List

CUSTOMER'S CURRENT BILLS

YNNN



PASCOAG UTILITY DISTRICT

ELECTRIC DEPARTMENT
PO BOX 107
PASCOAG, RI 02859

Customer Service: 401-568-6222
FAX 401-568-0066
Mon, Tue, Wed & Fri: 7:00AM to 3:30PM
Thur: 7:00AM to 7:00PM
Website: www.pud-ri.org

9 1 SP 0 610

5 9
C-1

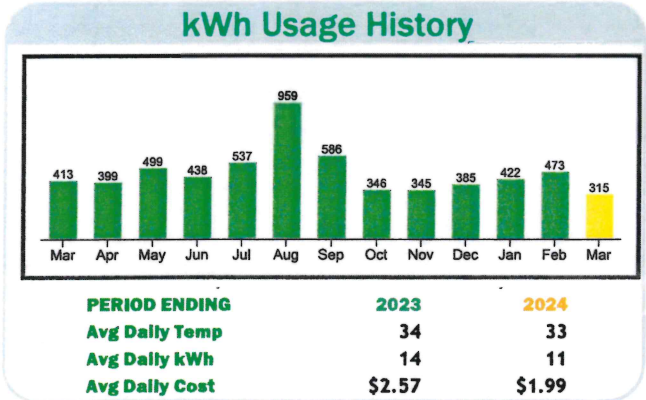
Statement Date	03/06/2024
Cycle/Route	2/2
Account Number	
Payment Due	04/05/2024

Service Summary	
Previous Balance	\$180.59
Payments	<i>Thank you!</i> \$161.74 CR
Adjustments	\$20.00 CR
Late Payment Fee	\$1.15
Balance Forward	\$0.00
Current Charges	\$57.71
Total Balance Due 04/05/2024	\$57.71



Harrisville
Residential Rate

Meter Number	Read Type	Services From	To	Days	Readings Previous	Present	Meter Multiplier	Power Factor	Usage	Units
41129134	Act	02/01/24	03/01/24	29	41656	41971	1	0.0	315	KWH



Current Service Detail

CURRENT CHARGES	RATE	BILLED USE	AMOUNT
PPRFC	-0.000389	315	\$0.12CR
Customer Charge			\$6.00
Distribution	0.045580	315	\$14.36
Transmission Charge	0.039303	315	\$12.38
Conservation Charge	0.003000	315	\$0.95
Renewable Charges	0.000300	315	\$0.09
Power Supply	0.076357	315	\$24.05
SUMMARY		CURRENT SERVICE TOTAL	\$57.71
		TOTAL CHARGES	\$57.71

KEEP IF YOU HAVE NOT PAID YOUR PREVIOUS BALANCE, BALANCES MAY BE SUBJECT TO PENALTIES/INTEREST & DISCONNECTION, BILLS ARE DUE WHEN RENDERED, PAYMENTS MUST BE RECEIVED BY PASCOAG UTILITY DISTRICT NO LATER THAN THE DUE DATE TO AVOID LATE PAYMENT FEES AND DISCONNECTION NOTICES. PLEASE ALLOW SEVEN (7) DAYS PRIOR TO DUE DATE FOR PROCESSING TIME.

SEND Please do not staple or paperclip.



Cycle/Route	2/2
Account Number	
Total Due 04/05/2024	\$57.71
After 04/05/2024 Pay	\$58.58

Please fill in amount paid \$ _____
DO NOT SEND CASH

PAYMENT OPTIONS

- Mail: Include this coupon with payment.
- In Person at: 253 Pascoag Main Street, Pascoag, RI
- Pay By Phone: Call Toll Free 855-730-8710
- Pay Online: <https://pudri.smarthub.coop>

Make checks payable to:

Pascoag Utility District
P.O Box 107
Pascoag, RI 02859-0107



859500135950012000000577100000058589

NNNN



PASCOAG UTILITY DISTRICT

ELECTRIC DEPARTMENT
PO BOX 107
PASCOAG, RI 02859

Customer Service: 401-568-6222
FAX 401-568-0066
Mon, Tue, Wed & Fri: 7:00AM to 3:30PM
Thur: 7:00AM to 7:00PM
Website: www.pud-ri.org

4 12

Statement Date	03/06/2024
Cycle/Route	2/1
Account Number	
Payment Due	04/05/2024

Service Summary

Previous Balance		\$600.70
Payments	Thank you!	\$486.47 CR
Late Payment Fee		\$7.30
Balance Forward		\$121.53
Current Charges		\$95.88

Total Balance Due 04/05/2024 \$217.41
Your checking account will be drafted on 03/28/2024

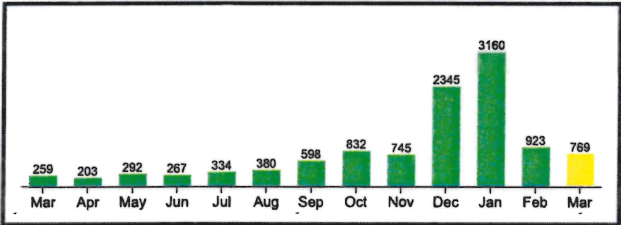


HARRISVILLE RESIDENCIAL -NET METER CUSTOMER

Account Number: Service Address: RD Service Description:

Meter Number	Read Type	Services		Days	Readings		Meter Multiplier	Power Factor	Usage	Units
		From	To		Previous	Present				
33642948	Act	02/01/24	03/01/24	29	28473	29242	1	0.0	769	KWH
33642950	Act	02/01/24	03/01/24	29	90367	90843	1	0.0	476	KWH

kWh Usage History



PERIOD ENDING	2023	2024
Avg Daily Temp	34	33
Avg Daily kWh	9	27
Avg Daily Cost	\$1.74	\$4.61

Current Service Detail

CURRENT CHARGES	RATE	BILLED USE	AMOUNT
PPRFC	-0.000389	769	\$0.30CR
Customer Charge			\$6.00
Distribution	0.045580	769	\$35.05
Transmission Charge	0.039303	769	\$30.22
Conservation Charge	0.003000	769	\$3.74
Renewable Charges	0.000300	769	\$0.37
Power Supply	0.076357	769	\$58.72
Renewable Credit	-0.076357	476	\$36.35CR
Conservation Offset Credit			\$1.43CR
Renewable Offset Credit			\$0.14CR
SUMMARY			
	CURRENT SERVICE TOTAL		\$95.88
	BALANCE FORWARD		\$121.53
	TOTAL CHARGES		\$217.41



IF YOU HAVE NOT PAID YOUR PREVIOUS BALANCE, BALANCES MAY BE SUBJECT TO PENALTIES/INTEREST & DISCONNECTION, BILLS ARE DUE WHEN RENDERED, PAYMENTS MUST BE RECEIVED BY PASCOAG UTILITY DISTRICT NO LATER THAN THE DUE DATE TO AVOID LATE PAYMENT FEES AND DISCONNECTION NOTICES. PLEASE ALLOW SEVEN (7) DAYS PRIOR TO DUE DATE FOR PROCESSING TIME.

SEND Please do not staple or paperclip.



Cycle/Route	2/1
Account Number	
Total Due 04/05/2024	\$217.41
Your checking account will be drafted on 03/28/2024	

Please fill in amount paid \$ _____
DO NOT SEND CASH

PAYMENT OPTIONS

- Mail: Include this coupon with payment.
- In Person at: 253 Pascoag Main Street, Pascoag, RI
- Pay By Phone: Call Toll Free 855-730-8710
- Pay Online: <https://pudri.smarthub.coop>

Make checks payable to:

Pascoag Utility District
P.O Box 107
Pascoag, RI 02859-0107



859500187460019000002174100000220568

NNNN



PASCOAG UTILITY DISTRICT

ELECTRIC DEPARTMENT
PO BOX 107
PASCOAG, RI 02859

Customer Service: 401-568-6222
FAX 401-568-0066
Mon, Tue, Wed & Fri: 7:00AM to 3:30PM
Thur: 7:00AM to 7:00PM
Website: www.pud-ri.org

4 1



Harrisville Commercial B

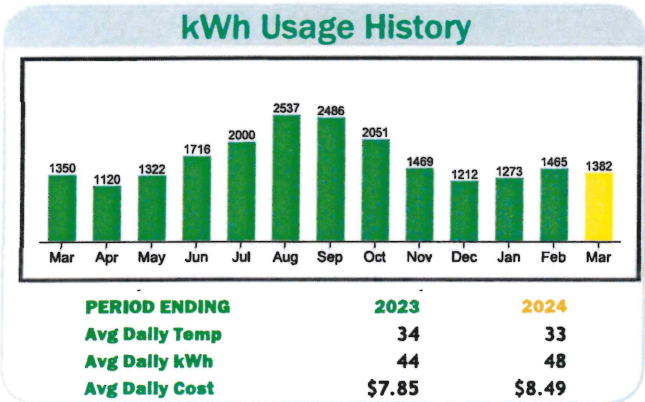
Statement Date	03/01/2024
Cycle/Route	1/21
Account Number	
Payment Due	03/15/2024

Service Summary	
Previous Balance	\$320.11
Payments	Thank you! \$321.00 CR
Late Payment Fee	\$0.89
Balance Forward	\$0.00
Current Charges	\$246.26
Total Balance Due 03/15/2024	\$246.26

Message from PUD

Our pass through rates will decrease on 1-1-24. If your bill is prorated you will have two line items for each rate of Transmission Charge & Power Supply Charge. There will be one line for the kWhrs used at the Dec rate and another for the new rate beginning 1-1-24. The Purchase Power Restricted Fund Credit (PPRFC) has been reinstated. The net decrease is -1.0%.

Account Number:		Service Address:			Service Description:					
Meter Number	Read Type	Services From	To	Days	Readings Previous	Present	Meter Multiplier	Power Factor	Usage	Units
20609324	Act	01/29/24	02/27/24	29	27683	29065	1	0.0	1382	KWH



Current Service Detail

CURRENT CHARGES	RATE	BILLED USE	AMOUNT
PPRFC	-0.000389	1382	\$0.54CR
Customer Charge			\$15.00
Distribution	0.048760	1382	\$67.39
Transmission Charge	0.039303	1382	\$54.32
Conservation Charge	0.003000	1382	\$4.15
Renewable Charges	0.000300	1382	\$0.41
Power Supply	0.076357	1382	\$105.53
SUMMARY			
		CURRENT SERVICE TOTAL	\$246.26
		TOTAL CHARGES	\$246.26

KEEP IF YOU HAVE NOT PAID YOUR PREVIOUS BALANCE, BALANCES MAY BE SUBJECT TO PENALTIES/INTEREST & DISCONNECTION, BILLS ARE DUE WHEN RENDERED, PAYMENTS MUST BE RECEIVED BY PASCOAG UTILITY DISTRICT NO LATER THAN THE DUE DATE TO AVOID LATE PAYMENT FEES AND DISCONNECTION NOTICES. PLEASE ALLOW SEVEN (7) DAYS PRIOR TO DUE DATE FOR PROCESSING TIME.

SEND Please do not staple or paperclip.

PI



Cycle/Route	1/21
Account Number	
Total Due 03/15/2024	\$246.26
After 03/15/2024 Pay	\$249.95

Please fill in amount paid \$ _____
DO NOT SEND CASH

PAYMENT OPTIONS

- Mail: Include this coupon with payment.
- In Person at: 253 Pascoag Main Street, Pascoag, RI
- Pay By Phone: Call Toll Free 855-730-8710
- Pay Online: <https://pudri.smarthub.coop>

Make checks payable to:
Pascoag Utility District
P.O Box 107
Pascoag, RI 02859-0107



85950018224001000000246260000249952

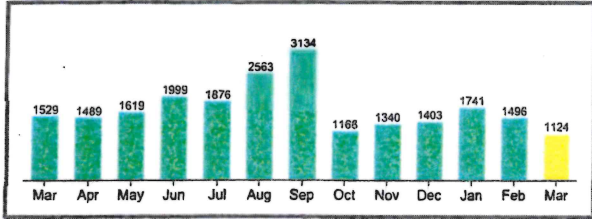
Harrisville Municipal Rate

Master Account

Page 1 of 4

Account Number:		Service Address:			Service Description:					
Meter Number	Read Type	Services		Days	Readings		Meter Multiplier	Power Factor	Usage	Units
		From	To		Previous	Present				
324620252	Act	01/29/24	02/27/24	29	77650	78774	1	0.9541	1124	KWH
324620252	Act	01/29/24	02/27/24	29	Peak	13.544	1	0.9541	13.54	KW
324620252	Act	01/29/24	02/27/24	29	25082.0	25435.0	1		353.0	KVAR

kWh Usage History



Current Service Detail

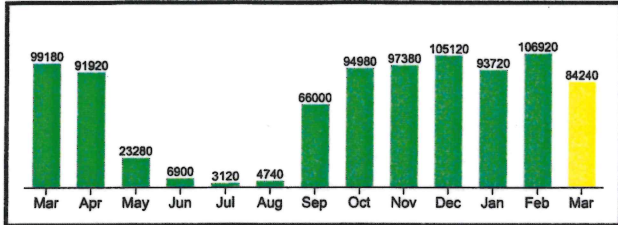
CURRENT CHARGES	RATE	BILLED USE	AMOUNT
PPRFC	-0.000389	1124	\$0.44CR
Customer Charge			\$112.75
Demand Charge	5.960000	14	\$80.70
Distribution	0.131850	1124	\$148.20
Transmission Charge	0.039303	1124	\$44.18
Conservation Charge	0.003000	1124	\$3.37
Renewable Charges	0.000300	1124	\$0.34
Power Supply	0.076357	1124	\$85.83
SUMMARY			
	CURRENT SERVICE TOTAL		\$474.93
	TOTAL CHARGES		\$474.93

PERIOD ENDING	2023	2024
Avg Daily Temp	34	33
Avg Daily kWh	49	39
Avg Daily Cost	\$17.51	\$16.38

Account Number: Service Address: VE Service Description:

Meter Number	Read Type	Services			Days	Readings		Meter Multiplier	Power Factor	Usage	Units
		From	To	Previous		Present					
328687300	Act	01/29/24	02/27/24	29	4270	5674	60			84240	KWH
328687300	Act	01/29/24	02/27/24	29	Peak	2.917	60	0.728		177.78	KW
328687300	Act	01/29/24	02/27/24	29	48709.0	50031.0	60			79320.0	KVAR

kWh Usage History



PERIOD ENDING	2023	2024
Avg Daily Temp	34	33
Avg Daily kWh	3199	2905
Avg Daily Cost	\$496.06	\$450.17

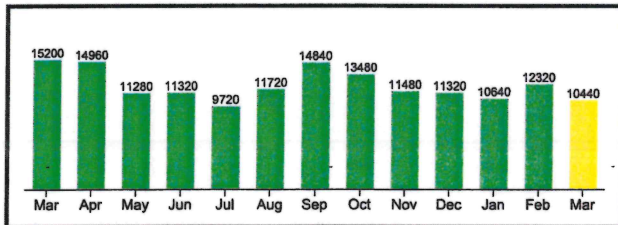
Current Service Detail

CURRENT CHARGES	RATE	BILLED USE	AMOUNT
PPRFC	-0.000389	84240	\$32.77CR
Customer Charge			\$112.75
Demand Charge	5.110000	178	\$908.46
Distribution	0.024280	84240	\$2,045.35
Transmission Charge	0.039303	84240	\$3,310.88
Conservation Charge	0.003000	84240	\$252.72
Renewable Charges	0.000300	84240	\$25.27
25 Watt Led			\$8.61
Power Supply	0.076357	84240	\$6,432.31
120 Watt LED Flood			\$48.78
SUMMARY			
		CURRENT SERVICE TOTAL	\$13,112.36
		BALANCE FORWARD	\$16,386.49
		TOTAL CHARGES	\$29,498.85

Account Number: Service Address: Service Description:

Meter Number	Read Type	Services			Days	Readings		Meter Multiplier	Power Factor	Usage	Units
		From	To	Previous		Present					
324620317	Act	01/29/24	02/27/24	29	21042	21303	40			10440	KWH
324620317	Act	01/29/24	02/27/24	29	Peak	1.181	40	0.8854		50.72	KW
324620317	Act	01/29/24	02/27/24	29	15348.0	15485.0	40			5480.0	KVAR

kWh Usage History



PERIOD ENDING	2023	2024
Avg Daily Temp	34	33
Avg Daily kWh	490	360
Avg Daily Cost	\$84.27	\$64.93

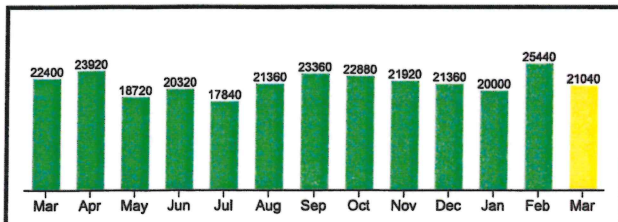
Current Service Detail

CURRENT CHARGES	RATE	BILLED USE	AMOUNT
PPRFC	-0.000389	10440	\$4.06CR
Customer Charge			\$112.75
Demand Charge	5.110000	51	\$259.18
Distribution	0.024280	10440	\$253.48
Transmission Charge	0.039303	10440	\$410.32
Conservation Charge	0.003000	10440	\$31.32
Renewable Charges	0.000300	10440	\$3.13
175 Watt Mercury			\$19.68
25 Watt Led			\$28.70
Power Supply	0.076357	10440	\$797.17
120 Watt LED Flood			\$16.26
SUMMARY			
		CURRENT SERVICE TOTAL	\$1,927.93
		BALANCE FORWARD	\$2,199.11
		TOTAL CHARGES	\$4,127.04

Account Number: Service Address: Service Description:

Meter Number	Read Type	Services			Days	Readings		Meter Multiplier	Power Factor	Usage	Units
		From	To	Previous		Present					
324620320	Act	01/29/24	02/27/24	29	14740	15003	80			21040	KWH
324620320	Act	01/29/24	02/27/24	29	Peak	1.075	80	0.8937		98.64	KW
324620320	Act	01/29/24	02/27/24	29	5840.0	5972.0	80			10560.0	KVAR

kWh Usage History



PERIOD ENDING	2023	2024
Avg Daily Temp	34	33
Avg Daily kWh	723	726
Avg Daily Cost	\$125.26	\$124.91

Current Service Detail

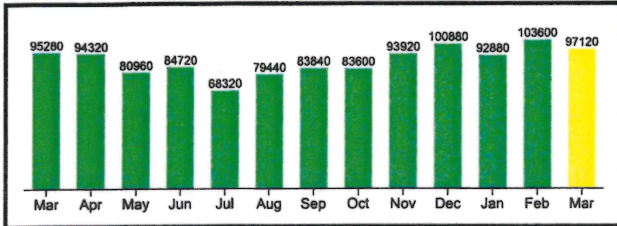
CURRENT CHARGES	RATE	BILLED USE	AMOUNT
PPRFC	-0.000389	21040	\$8.18CR
Customer Charge			\$112.75
Demand Charge	5.110000	99	\$504.05
Distribution	0.024280	21040	\$510.85
Transmission Charge	0.039303	21040	\$826.94
Conservation Charge	0.003000	21040	\$63.12
Renewable Charges	0.000300	21040	\$6.31
Power Supply	0.076357	21040	\$1,606.55
SUMMARY			
		CURRENT SERVICE TOTAL	\$3,622.39
		BALANCE FORWARD	\$4,256.29
		TOTAL CHARGES	\$7,878.68



Account Number: 4 Service Address: AVE Service Description:

Meter Number	Read Type	Services		Days	Readings		Meter Multiplier	Power Factor	Usage	Units
		From	To		Previous	Present				
73809274	Act	01/29/24	02/27/24	29	99495	709	80	0.0	97120	KWH
73809274	Act	01/29/24	02/27/24	29	Peak	3,712	80	0.0	296.96	KW
73809274	Act	01/29/24	02/27/24	29	77309.0	78229.0	80		73600.0	KVAR

kWh Usage History



PERIOD ENDING	2023	2024
Avg Daily Temp	34	33
Avg Daily kWh	3074	3349
Avg Daily Cost	\$503.14	\$534.20

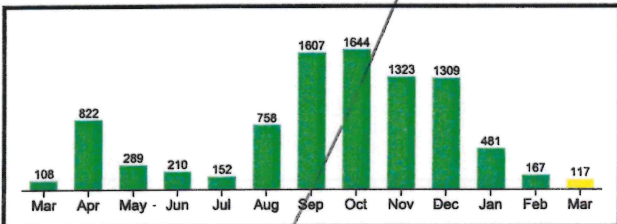
Current Service Detail

CURRENT CHARGES	RATE	BILLED USE	AMOUNT
PPRFC	-0.000389	97120	\$37.78CR
Customer Charge			\$112.75
Demand Charge	12.910000	297	\$3,833.75
Transmission Charge	0.039303	97120	\$3,817.11
Conservation Charge	0.003000	97120	\$291.36
Renewable Charges	0.000300	97120	\$29.14
25 Watt Led			\$5.74
50 Watt Led			\$29.68
Power Supply	0.076357	97120	\$7,415.79
120 Watt LED Flood			\$113.82
SUMMARY			
		CURRENT SERVICE TOTAL	\$15,611.36
		BALANCE FORWARD	\$16,375.77
		TOTAL CHARGES	\$31,987.13

Account Number: Service Address: Service Description:

Meter Number	Read Type	Services		Days	Readings		Meter Multiplier	Power Factor	Usage	Units
		From	To		Previous	Present				
20700356	Act	01/29/24	02/27/24	29	46480	46597	1	0.0	117	KWH

kWh Usage History



PERIOD ENDING	2023	2024
Avg Daily Temp	34	33
Avg Daily kWh	3	4
Avg Daily Cost	\$1.07	\$1.19

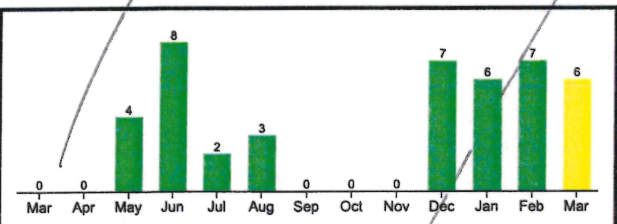
Current Service Detail

CURRENT CHARGES	RATE	BILLED USE	AMOUNT
PPRFC	-0.000389	117	\$0.05CR
Customer Charge			\$15.00
Distribution	0.048760	117	\$5.70
Transmission Charge	0.039303	117	\$4.60
Conservation Charge	0.003000	117	\$0.35
Renewable Charges	0.000300	117	\$0.04
Power Supply	0.076357	117	\$8.93
SUMMARY			
		CURRENT SERVICE TOTAL	\$34.57
		BALANCE FORWARD	\$42.98
		TOTAL CHARGES	\$77.55

Account Number: Service Address: Service Description:

Meter Number	Read Type	Services		Days	Readings		Meter Multiplier	Power Factor	Usage	Units
		From	To		Previous	Present				
20700355	Act	01/29/24	02/27/24	29	7028	7034	1	0.0	6	KWH

kWh Usage History



PERIOD ENDING	2023	2024
Avg Daily Temp	34	33
Avg Daily kWh	0	0
Avg Daily Cost	\$.48	\$.55

Current Service Detail

CURRENT CHARGES	RATE	BILLED USE	AMOUNT
Customer Charge			\$15.00
Distribution	0.048760	6	\$0.29
Transmission Charge	0.039303	6	\$0.24
Conservation Charge	0.003000	6	\$0.02
Power Supply	0.076357	6	\$0.46
SUMMARY			
		CURRENT SERVICE TOTAL	\$16.01
		BALANCE FORWARD	\$16.16
		TOTAL CHARGES	\$32.17

YYYY



PASCOAG UTILITY DISTRICT

ELECTRIC DEPARTMENT
PO BOX 107
PASCOAG, RI 02859

Customer Service: 401-568-6222
FAX 401-568-0066
Mon, Tue, Wed & Fri: 7:00AM to 3:30PM
Thur: 7:00AM to 7:00PM
Website: www.pud-ri.org

20 1 SP 0.680

5 20
C-1

Statement Date	02/20/2024
Cycle/Route	5/7
Account Number	
Payment Due	03/21/2024

Service Summary	
Previous Balance	\$202.84
Payments	Thank you! \$109.60 CR
Late Payment Fee	\$1.63
Balance Forward	\$94.87
Current Charges	\$114.58
Total Balance Due 03/21/2024	\$209.45

Message from PUD

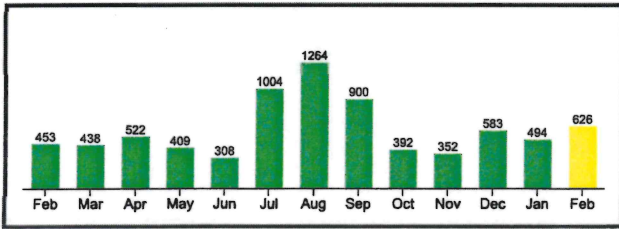
Our pass through rates will decrease on 1-1-24. If your bill is prorated you will have two line items for each rate of Transmission Charge & Power Supply Charge. There will be one line for the kWhrs used at the Dec rate and another for the new rate beginning 1-1-24. The Purchase Power Restricted Fund Credit (PPRFC) has been reinstated. The net decrease is -1.0%.



Pascoag Residential Rate

Account Number	Service Address:	RD	Service Description:							
Meter Number	Read Type	Services From	To	Days	Readings Previous	Present	Meter Multiplier	Power Factor	Usage	Units
99099347	Act	01/16/24	02/14/24	29	78529	79155	1	0.0	626	KWH

kWh Usage History



PERIOD ENDING	2023	2024
Avg Daily Temp	35	32
Avg Daily kWh	16	22
Avg Daily Cost	\$3.00	\$3.95

Current Service Detail

CURRENT CHARGES	RATE	BILLED USE	AMOUNT
PPRFC	-0.000389	626	\$0.24CR
Customer Charge			\$6.00
Distribution	0.045580	626	\$28.53
Transmission Charge	0.039303	626	\$24.60
Conservation Charge	0.003000	626	\$1.88
Renewable Charges	0.000300	626	\$0.19
Pascoag Public SL			\$0.50
50 Watt Sodium			\$5.32
Power Supply	0.076357	626	\$47.80
SUMMARY			
	CURRENT SERVICE TOTAL		\$114.58
	BALANCE FORWARD		\$94.87
	TOTAL CHARGES		\$209.45



IF YOU HAVE NOT PAID YOUR PREVIOUS BALANCE, BALANCES MAY BE SUBJECT TO PENALTIES/INTEREST & DISCONNECTION, BILLS ARE DUE WHEN RENDERED, PAYMENTS MUST BE RECEIVED BY PASCOAG UTILITY DISTRICT NO LATER THAN THE DUE DATE TO AVOID LATE PAYMENT FEES AND DISCONNECTION NOTICES. PLEASE ALLOW SEVEN (7) DAYS PRIOR TO DUE DATE FOR PROCESSING TIME.

SEND Please do not staple or paperclip.

Please scan QR Code to update account information.



Cycle/Route	5/7
Account Number	
Total Due 03/21/2024	\$209.45
After 03/21/2024 Pay	\$212.57

Please fill in amount paid \$ _____
DO NOT SEND CASH

PAYMENT OPTIONS

- Mail: Include this coupon with payment.
- In Person at: 253 Pascoag Main Street, Pascoag, RI
- Pay By Phone: Call Toll Free 855-730-8710
- Pay Online: <https://pudri.smarthub.coop>



Make checks payable to:

Pascoag Utility District
P.O Box 107
Pascoag, RI 02859-0107



859500150510014000002094500000212573

NNNN



PASCOAG UTILITY DISTRICT

ELECTRIC DEPARTMENT
PO BOX 107
PASCOAG, RI 02859

Customer Service: 401-568-6222
FAX 401-568-0066
Mon, Tue, Wed & Fri: 7:00AM to 3:30PM
Thur: 7:00AM to 7:00PM
Website: www.pud-ri.org

4 301

Statement Date	02/20/2024
Cycle/Route	5/8
Account Number	
Payment Due	03/21/2024

Service Summary	
Previous Balance	\$253.32
No Payments Received	\$0.00
Balance Forward	\$253.32
Current Charges	\$238.82
Total Balance Due 03/21/2024	\$492.14

Message from PUD

Our pass through rates will decrease on 1-1-24. If your bill is prorated you will have two line items for each rate of Transmission Charge & Power Supply Charge. There will be one line for the kWhs used at the Dec rate and another for the new rate beginning 1-1-24. The Purchase Power Restricted Fund Credit (PPRFC) has been reinstated. The net decrease is -1.0%.



PASCOAG NET METER CUSTOMER

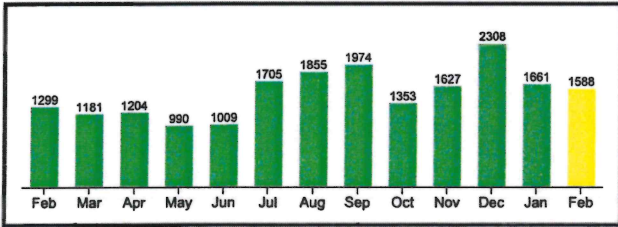
Account Number:

Service Address:

Service Description:

Meter Number	Read Type	Services			Readings		Meter Multiplier	Power Factor	Usage	Units
		From	To	Days	Previous	Present				
20597135	Act	01/16/24	02/14/24	29	28793	30381	1	0.0	1588	KWH
19048799	Act	01/16/24	02/14/24	29	21475	21916	1	0.0	441	KWH

kWh Usage History



PERIOD ENDING	2023	2024
Avg Daily Temp	35	32
Avg Daily kWh	45	55
Avg Daily Cost	\$7.91	\$9.45

Current Service Detail

CURRENT CHARGES	RATE	BILLED USE	AMOUNT
PPRFC	-0.000389	1588	\$0.62CR
Customer Charge			\$6.00
Distribution	0.045580	1588	\$72.38
Transmission Charge	0.039303	1588	\$62.41
Conservation Charge	0.003000	1588	\$6.09
Renewable Charges	0.000300	1588	\$0.61
Pascoag Public SL			\$0.50
50 Watt Sodium			\$5.32
Power Supply	0.076357	1588	\$121.25
Renewable Credit	-0.076357	441	-\$33.67CR
Conservation Offset Credit			\$1.32CR
Renewable Offset Credit			\$0.13CR
SUMMARY			
CURRENT SERVICE TOTAL			\$238.82
BALANCE FORWARD			\$253.32
TOTAL CHARGES			\$492.14

IF YOU HAVE NOT PAID YOUR PREVIOUS BALANCE, BALANCES MAY BE SUBJECT TO PENALTIES/INTEREST & DISCONNECTION, BILLS ARE DUE WHEN RENDERED, PAYMENTS MUST BE RECEIVED BY PASCOAG UTILITY DISTRICT NO LATER THAN THE DUE DATE TO AVOID LATE PAYMENT FEES AND DISCONNECTION NOTICES. PLEASE ALLOW SEVEN (7) DAYS PRIOR TO DUE DATE FOR PROCESSING TIME.

KEEP

SEND Please do not staple or paperclip.



Cycle/Route	5/8
Account Number	
Total Due 03/21/2024	\$492.14
After 03/21/2024 Pay	\$499.52

Please fill in amount paid \$ _____
DO NOT SEND CASH

PAYMENT OPTIONS

- Mail: Include this coupon with payment.
- In Person at: 253 Pascoag Main Street, Pascoag, RI
- Pay By Phone: Call Toll Free 855-730-8710
- Pay Online: <https://pudri.smarthub.coop>

Make checks payable to:

Pascoag Utility District
P.O Box 107
Pascoag, RI 02859-0107



859500123380016000004921400000499525

NNNN



PASCOAG UTILITY DISTRICT

ELECTRIC DEPARTMENT
PO BOX 107
PASCOAG, RI 02859

Customer Service: 401-568-6222
FAX 401-568-0066
Mon, Tue, Wed & Fri: 7:00AM to 3:30PM
Thur: 7:00AM to 7:00PM
Website: www.pud-ri.org

54 1 SP 0.680

5 54
C-1



Pascoag Commercial B

Statement Date	03/01/2024
Cycle/Route	1/20
Account Number	
Payment Due	03/15/2024

Service Summary

Previous Balance	\$27.06
Payments	Thank you! \$27.06 CR
Balance Forward	\$0.00
Current Charges	\$25.71

Total Balance Due 03/15/2024 \$25.71
Your checking account will be drafted on 03/15/2024

Message from PUD

Our pass through rates will decrease on 1-1-24. If your bill is prorated you will have two line items for each rate of Transmission Charge & Power Supply Charge. There will be one line for the kWhs used at the Dec rate and another for the new rate beginning 1-1-24. The Purchase Power Restricted Fund Credit (PPRFC) has been reinstated. The net decrease is -1.0%.

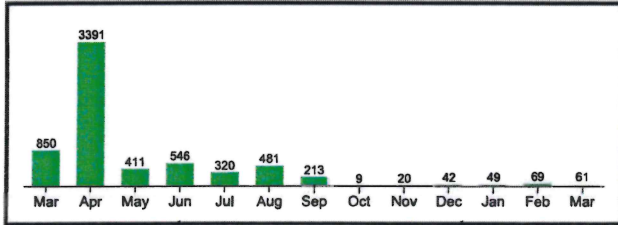
Account Number:

Service Address:

Service Description:

Meter Number	Read Type	Services		Days	Readings		Meter Multiplier	Power Factor	Usage	Units
		From	To		Previous	Present				
80495405	Act	01/29/24	02/27/24	29	194	255	1	1.0	61	KWH
80495405	Act	01/29/24	02/27/24	29	Peak	0.361	1	1.0	0.36	KW

kWh Usage History



PERIOD ENDING	2023	2024
Avg Daily Temp	34	33
Avg Daily kWh	27	2
Avg Daily Cost	\$5.12	\$.87

Current Service Detail

CURRENT CHARGES	RATE	BILLED USE	AMOUNT
PPRFC	-0.000389	61	\$0.02CR
Customer Charge			\$15.00
Distribution	0.048760	61	\$2.97
Transmission Charge	0.039303	61	\$2.40
Conservation Charge	0.003000	61	\$0.18
Renewable Charges	0.000300	61	\$0.02
Pascoag Public SL			\$0.50
Power Supply	0.076357	61	\$4.66
SUMMARY			
	CURRENT SERVICE TOTAL		\$25.71
	TOTAL CHARGES		\$25.71

IF YOU HAVE NOT PAID YOUR PREVIOUS BALANCE, BALANCES MAY BE SUBJECT TO PENALTIES/INTEREST & DISCONNECTION, BILLS ARE DUE WHEN RENDERED, PAYMENTS MUST BE RECEIVED BY PASCOAG UTILITY DISTRICT NO LATER THAN THE DUE DATE TO AVOID LATE PAYMENT FEES AND DISCONNECTION NOTICES. PLEASE ALLOW SEVEN (7) DAYS PRIOR TO DUE DATE FOR PROCESSING TIME.

KEEP

SEND Please do not staple or paperclip.



Cycle/Route	1/20
Account Number	
Total Due 03/15/2024	\$25.71
Your checking account will be drafted on 03/15/2024	

Please fill in amount paid \$ _____
DO NOT SEND CASH

PAYMENT OPTIONS

- Mail: Include this coupon with payment.
- In Person at: 253 Pascoag Main Street, Pascoag, RI
- Pay By Phone: Call Toll Free 855-730-8710
- Pay Online: <https://pudri.smarthub.coop>

Make checks payable to:

Pascoag Utility District
P.O Box 107
Pascoag, RI 02859-0107



859500187470018000000257100000026104

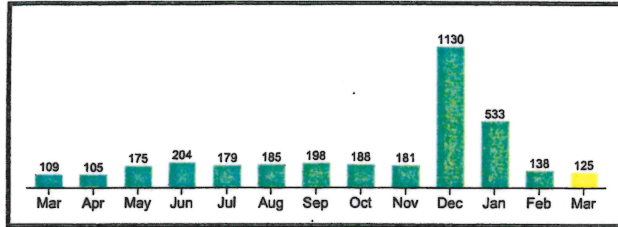
Account Number:

Service Address:

Service Description:

Meter Number	Read Type	Services		Days	Readings		Meter Multiplier	Power Factor	Usage	Units
		From	To		Previous	Present				
324620280	Act	01/29/24	02/27/24	29	14985	15110	1	0.5097	125	KWH
324620280	Act	01/29/24	02/27/24	29	Peak	0.27	1	0.5097	0.27	KW
324620280	Act	01/29/24	02/27/24	29	12794.0	13005.0	1		211.0	KVAR

kWh Usage History



PERIOD ENDING	2023	2024
Avg Daily Temp	34	33
Avg Daily kWh	4	4
Avg Daily Cost	\$4.80	\$5.02

Current Service Detail

CURRENT CHARGES	RATE	BILLED USE	AMOUNT
PPRFC	-0.000389	125	\$0.05CR
Customer Charge			\$112.75
Demand Charge	5.960000	0	\$1.61
Distribution	0.131850	125	\$16.48
Transmission Charge	0.039303	125	\$4.91
Conservation Charge	0.003000	125	\$0.38
Renewable Charges	0.000300	125	\$0.04
Pascoag Public SL			\$0.50
Power Supply	0.076357	125	\$9.54
SUMMARY			
	CURRENT SERVICE TOTAL		\$146.16
	TOTAL CHARGES		\$146.16

YNNN



PASCOAG UTILITY DISTRICT

ELECTRIC DEPARTMENT
PO BOX 107
PASCOAG, RI 02859

Customer Service: 401-568-6222
FAX 401-568-0066
Mon, Tue, Wed & Fri: 7:00AM to 3:30PM
Thur: 7:00AM to 7:00PM
Website: www.pud-ri.org

5 55
C-1



Pascoag General Service Under 200 KW

Statement Date	03/01/2024
Cycle/Route	1/20
Account Number	
Payment Due	03/15/2024

Service Summary

Previous Balance	\$16,900.10
Payments	Thank you! \$16,894.10 CR
Balance Forward	\$6.00
Current Charges	\$7,765.77

Total Balance Due 03/15/2024 \$7,771.77

Message from PUD

Our pass through rates will decrease on 1-1-24. If your bill is prorated you will have two line items for each rate of Transmission Charge & Power Supply Charge. There will be one line for the kWhs used at the Dec rate and another for the new rate beginning 1-1-24. The Purchase Power Restricted Fund Credit (PPRFC) has been reinstated. The net decrease is -1.0%.

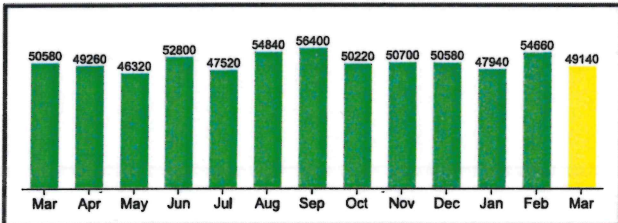
Account Number:

Service Address:

Service Description:

Meter Number	Read Type	Services		Days	Readings		Meter Multiplier	Power Factor	Usage	Units
		From	To		Previous	Present				
73809273	Act	01/29/24	02/27/24	29	77319	78138	60		49140	KWH
73809273	Act	01/29/24	02/27/24	29	Peak	1,692	60	0.8999	118.86	KW
73809273	Act	01/29/24	02/27/24	29	39153.0	39550.0	60		23820.0	KVAR

kWh Usage History



PERIOD ENDING	2023	2024
Avg Daily Temp	34	33
Avg Daily kWh	1632	1694
Avg Daily Cost	\$257.06	\$266.91

Current Service Detail

CURRENT CHARGES	RATE	BILLED USE	AMOUNT
PPRFC	-0.000389	49140	\$19.12CR
Customer Charge			\$112.75
Demand Charge	5.110000	119	\$607.37
Distribution	0.024280	49140	\$1,193.12
Transmission Charge	0.039303	49140	\$1,931.35
Conservation Charge	0.003000	49140	\$147.42
Renewable Charges	0.000300	49140	\$14.74
Pascoag Public SL			\$0.50
Power Supply	0.076357	49140	\$3,752.18
240 Watt LED Flood			\$25.46
SUMMARY			
CURRENT SERVICE TOTAL			\$7,765.77
BALANCE FORWARD			\$6.00
TOTAL CHARGES			\$7,771.77

KEEP IF YOU HAVE NOT PAID YOUR PREVIOUS BALANCE, BALANCES MAY BE SUBJECT TO PENALTIES/INTEREST & DISCONNECTION, BILLS ARE DUE WHEN RENDERED, PAYMENTS MUST BE RECEIVED BY PASCOAG UTILITY DISTRICT NO LATER THAN THE DUE DATE TO AVOID LATE PAYMENT FEES AND DISCONNECTION NOTICES. PLEASE ALLOW SEVEN (7) DAYS PRIOR TO DUE DATE FOR PROCESSING TIME.

SEND Please do not staple or paperclip.



Cycle/Route	1/20
Account Number	
Total Due 03/15/2024	\$7,771.77
After 03/15/2024 Pay	\$7,771.77

Please fill in amount paid \$ _____
DO NOT SEND CASH

PAYMENT OPTIONS

- Mail: Include this coupon with payment.
- In Person at: 253 Pascoag Main Street, Pascoag, RI
- Pay By Phone: Call Toll Free 855-730-8710
- Pay Online: <https://pudri.smarthub.coop>

Make checks payable to:

Pascoag Utility District
P.O Box 107
Pascoag, RI 02859-0107

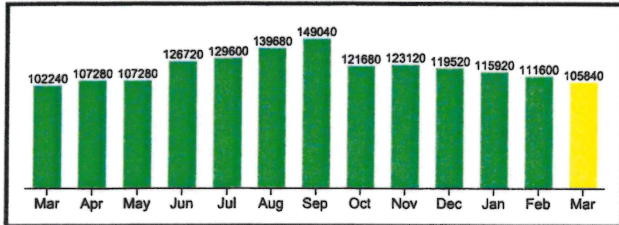


859500187180013000077717700007771771

Account Number: Service Address: Service Description:

Meter Number	Read Type	Services		Days	Readings		Meter Multiplier	Power Factor	Usage	Units
		From	To		Previous	Present				
324620314	Act	01/29/24	02/27/24	29	12654	12801	720	0.0	105840	KWH
324620314	Act	01/29/24	02/27/24	29	Peak	0.381	720	0.0	375.84	KW
324620314	Act	01/29/24	02/27/24	29	9401.0	9509.0	720		77760.0	KVAR

kWh Usage History



PERIOD ENDING	2023	2024
Avg Daily Temp	34	33
Avg Daily kWh	3298	3650
Avg Daily Cost	\$541.82	\$603.96

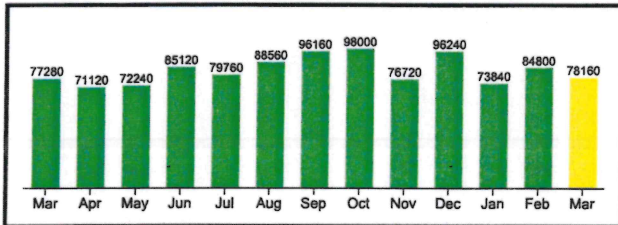
Current Service Detail

CURRENT CHARGES	RATE	BILLED USE	AMOUNT
PPRFC	-0.000389	105840	\$41.17CR
Customer Charge			\$112.75
Demand Charge	12.910000	376	\$4,852.09
Transmission Charge	0.039303	105840	\$4,159.83
Conservation Charge	0.003000	105840	\$317.52
Renewable Charges	0.000300	105840	\$31.75
Renewable Charges			\$0.50
Power Supply	0.076357	105840	\$8,081.62
SUMMARY			
		CURRENT SERVICE TOTAL	\$17,514.89
		TOTAL CHARGES	\$17,514.89

Account Number: Service Address: Service Description: MAIN

Meter Number	Read Type	Services		Days	Readings		Meter Multiplier	Power Factor	Usage	Units
		From	To		Previous	Present				
324620316	Act	01/29/24	02/27/24	29	84722	85699	80	0.0	78160	KWH
324620316	Act	01/29/24	02/27/24	29	Peak	2.348	80	0.0	242.64	KW
324620316	Act	01/29/24	02/27/24	29	67517.0	68203.0	80		54880.0	KVAR

kWh Usage History



PERIOD ENDING	2023	2024
Avg Daily Temp	34	33
Avg Daily kWh	2493	2695
Avg Daily Cost	\$402.27	\$431.49

Current Service Detail

CURRENT CHARGES	RATE	BILLED USE	AMOUNT
PPRFC	-0.000389	78160	\$30.40CR
Customer Charge			\$112.75
Demand Charge	12.910000	243	\$3,132.48
Transmission Charge	0.039303	78160	\$3,071.92
Conservation Charge	0.003000	78160	\$234.48
Renewable Charges	0.000300	78160	\$23.45
Renewable Charges			\$0.50
Power Supply	0.076357	78160	\$5,968.06
240 Watt LED Flood			\$50.92
SUMMARY			
		CURRENT SERVICE TOTAL	\$12,564.16
		TOTAL CHARGES	\$12,564.16

