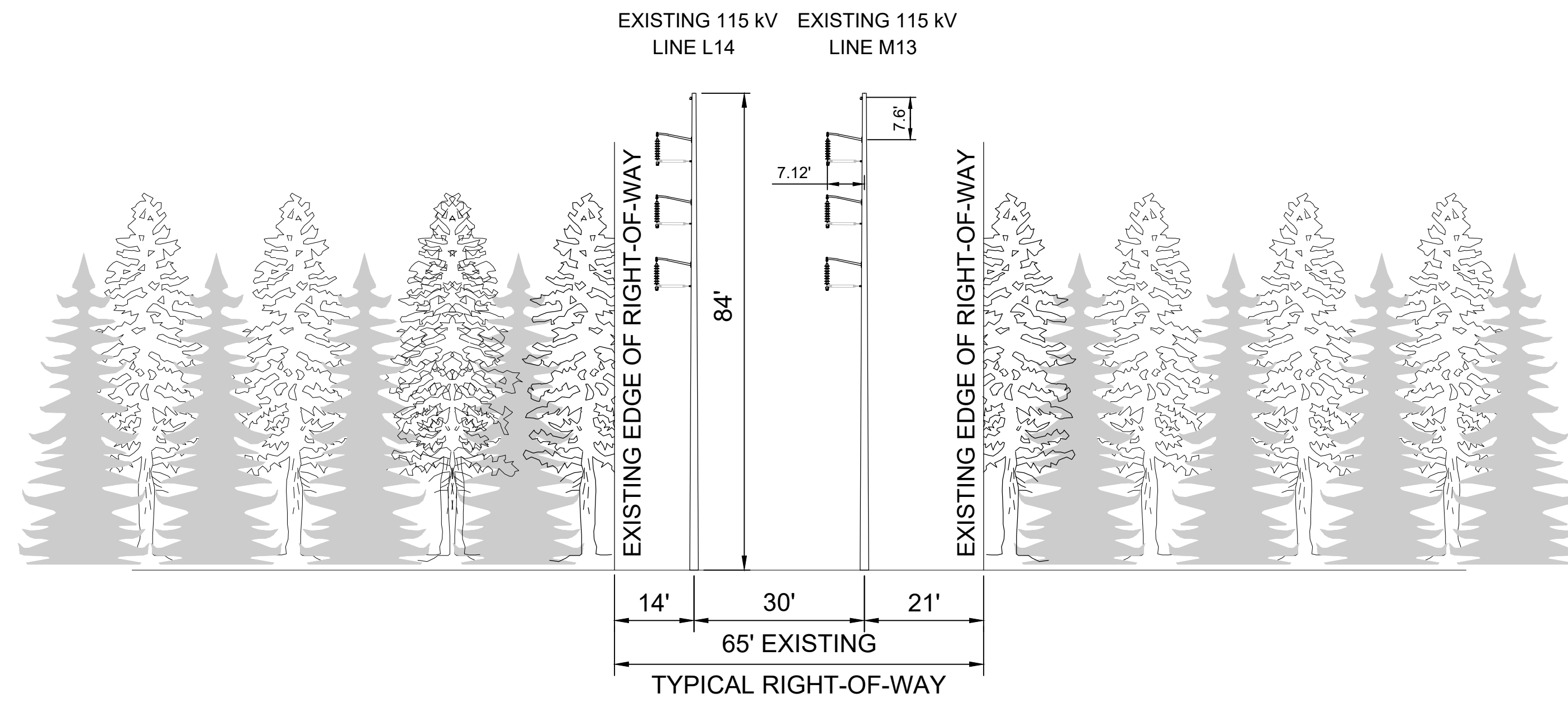


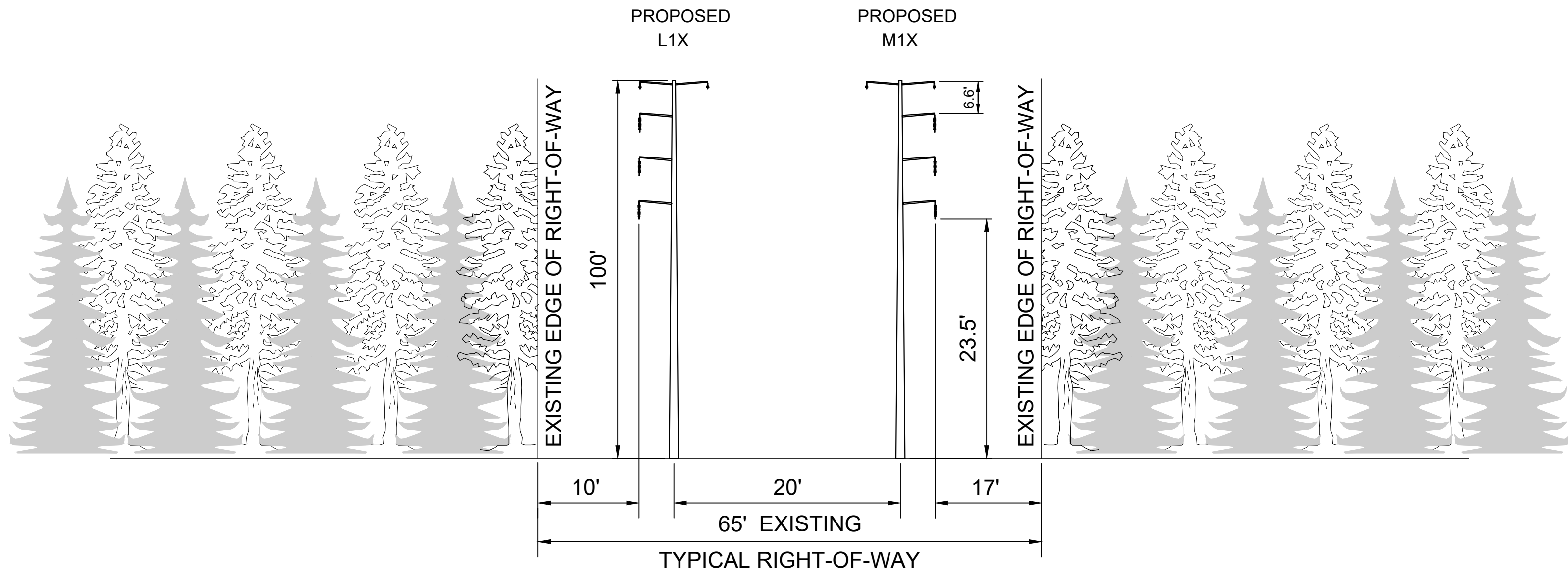
**APPENDIX C ROW CROSS-SECTIONS
[AUGUST 2024]**

This page intentionally left blank.

THIS DRAWING IS THE PROPERTY OF PPL ELECTRIC UTILITIES AND CONTAINS PROPRIETARY AND CONFIDENTIAL INFORMATION WHICH MUST NOT BE REPRODUCED OR TRANSMITTED IN ANY FORM OR BY ANY MEANS WITHOUT WRITTEN AUTHORIZATION FROM PPL ELECTRIC UTILITIES.



- NOTES:**
1. STRUCTURE HEIGHTS ARE TYPICAL OF THE SEGMENT.
 2. CROSS SECTIONS ARE TYPICAL OF SEGMENT. VARIATIONS ALONG SEGMENT MAY OCCUR.
 3. EDGE OF VEGETATION MANAGEMENT WILL MATCH EDGE OF RIGHT-OF-WAY.
 4. STRUCTURE CONFIGURATION, HEIGHT, SPACING AND LOCATION ARE CONCEPTUAL, THIS IS SUBJECT TO CHANGE DURING DETAILED DESIGN.



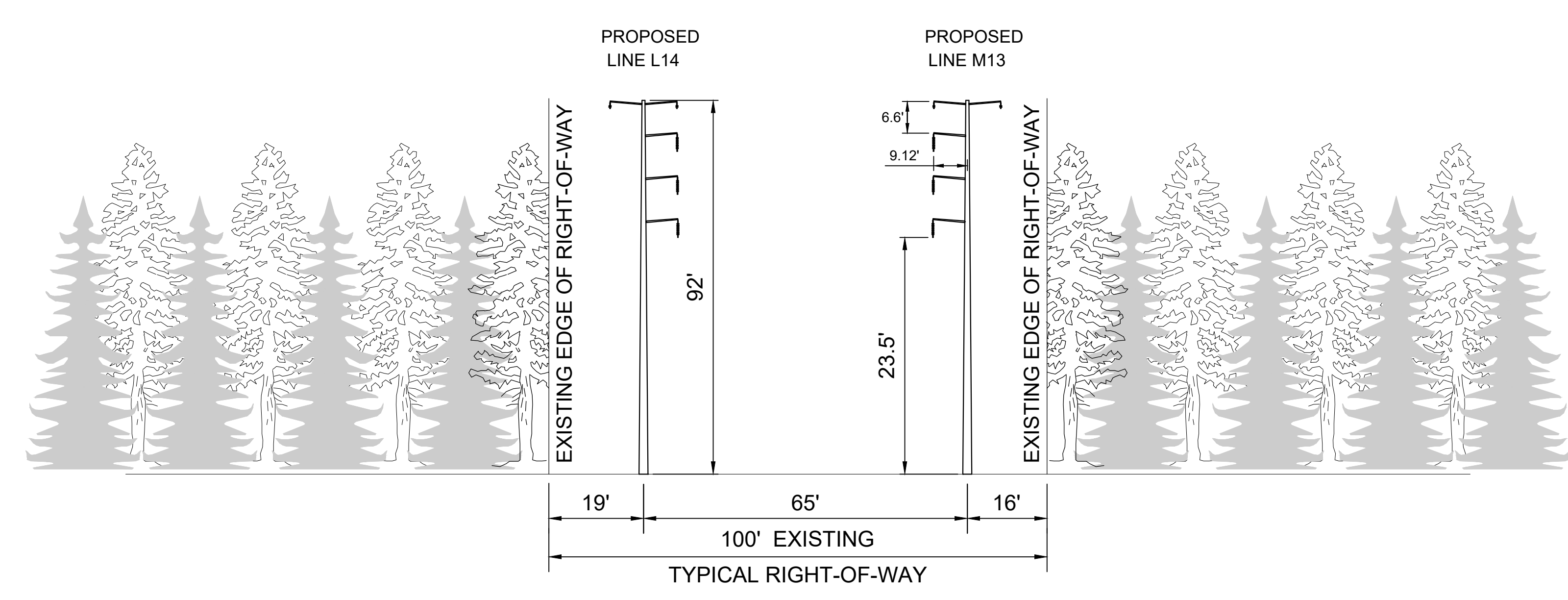
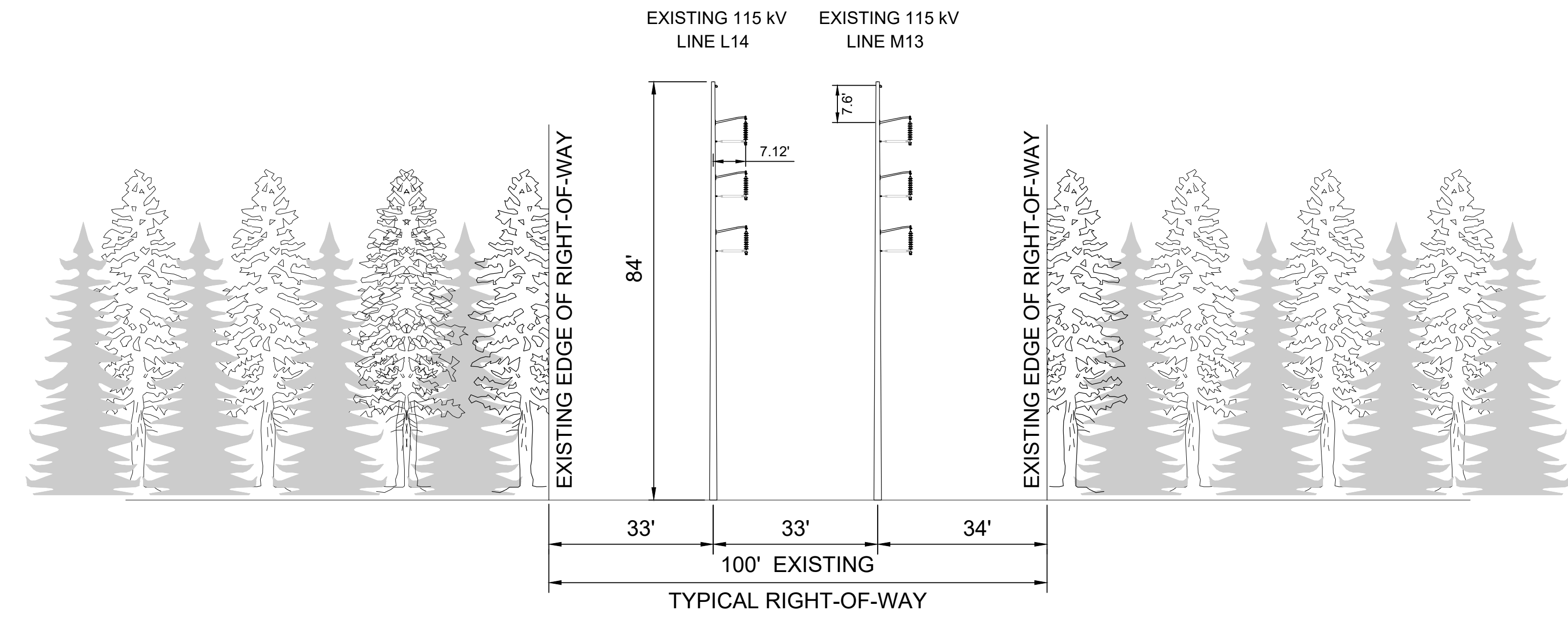
ACCT.-		M13 L14 115KV MAINLINE REBUILD	
ECN #- ECN-		CROSS SECTION	
SCALE-		M13 L14 MAINLINE	
BY- BMcD/NDL		M1X & L1X CONFIGURATION	
REV'D- BMcD/CH			
CEII		APPROVED	DATE
CONFIDENTIAL		PPL ELECTRIC UTILITIES	
D	DRAWING NO.	SHEET NO.	REVISION
	XXXXXXXXX1	1	0
PLAN & PROFILE PRIMARY		PLAN & PROFILE NO.	
PRIMARY LOC CODE		LOC CODE	
LOC CODE		LOC CODE	
LOC CODE		LOC CODE	
SORTS		SHARE	

PPL ELECTRIC UTILITIES
FORM 4877 (02/16)



THIS FORMAT CONTAINS REQUIRED METADATA ATTRIBUTES

THIS DRAWING IS THE PROPERTY OF PPL ELECTRIC UTILITIES AND CONTAINS PROPRIETARY AND CONFIDENTIAL INFORMATION WHICH MUST NOT BE REPRODUCED OR TRANSMITTED IN ANY FORM OR BY ANY MEANS WITHOUT WRITTEN AUTHORIZATION FROM PPL ELECTRIC UTILITIES.



- NOTES:**
1. STRUCTURE HEIGHTS ARE TYPICAL OF THE SEGMENT.
 2. CROSS SECTIONS ARE TYPICAL OF SEGMENT. VARIATIONS ALONG SEGMENT MAY OCCUR.
 3. EDGE OF VEGETATION MANAGEMENT WILL MATCH EDGE OF RIGHT-OF-WAY.
 4. STRUCTURE CONFIGURATION, HEIGHT, SPACING AND LOCATION ARE CONCEPTUAL, THIS IS SUBJECT TO CHANGE DURING DETAILED DESIGN.

ACCT.-		M13 L14 115KV MAINLINE REBUILD	
ECN #- ECN-		CROSS SECTION	
SCALE-		M13 L14 MAINLINE	
BY- BMcD/NDL		TYPICAL STRUCTURE CONFIGURATION	
REV'D- BMcD/CH			
CEII		APPROVED	DATE
CONFIDENTIAL		PPL ELECTRIC UTILITIES	
D	DRAWING NO.	SHEET NO.	REVISION
	XXXXXXXXX1	2	0
CAD ID		FORMAT	
SORTS		SHARE	

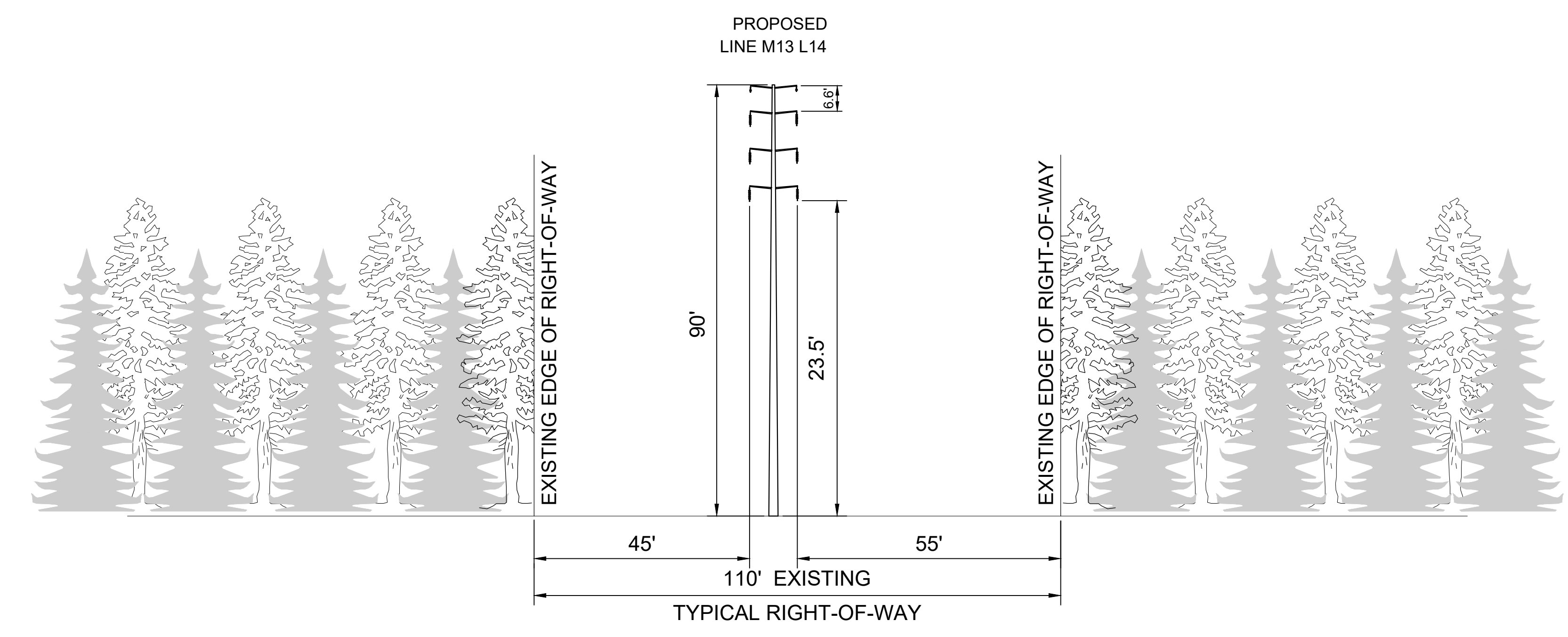
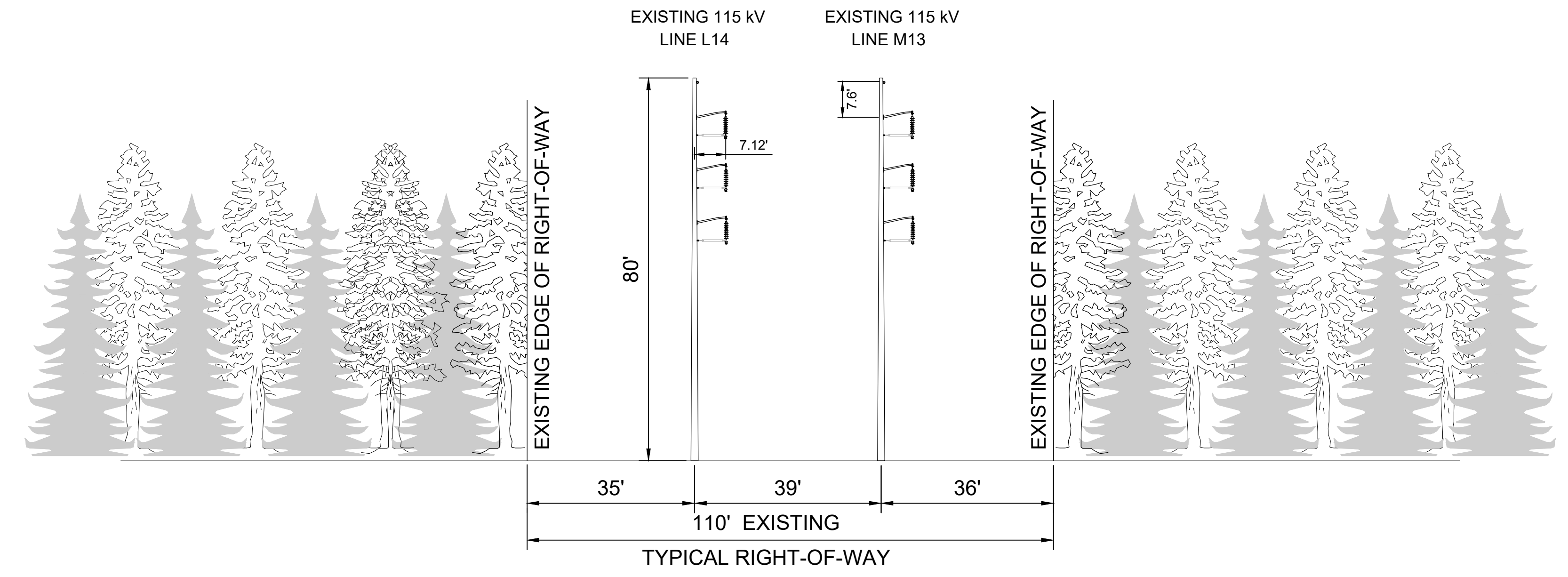
REFERENCE TITLE	NUMBER	REFERENCE TITLE	NUMBER	NO.	DATE	ACCT.	ECN/FCN	REVISION	BY	REV'D	APPR.	CAD ID	FORMAT	SHARE



PPL ELECTRIC UTILITIES
FORM 4877 (02/16)

THIS FORMAT CONTAINS REQUIRED METADATA ATTRIBUTES

THIS DRAWING IS THE PROPERTY OF PPL ELECTRIC UTILITIES AND CONTAINS PROPRIETARY AND CONFIDENTIAL INFORMATION WHICH MUST NOT BE REPRODUCED OR TRANSMITTED IN ANY FORM OR BY ANY MEANS WITHOUT WRITTEN AUTHORIZATION FROM PPL ELECTRIC UTILITIES.



- NOTES:**
1. STRUCTURE HEIGHTS ARE TYPICAL OF THE SEGMENT.
 2. CROSS SECTIONS ARE TYPICAL OF SEGMENT. VARIATIONS ALONG SEGMENT MAY OCCUR.
 3. EDGE OF VEGETATION MANAGEMENT WILL MATCH EDGE OF RIGHT-OF-WAY.
 4. STRUCTURE CONFIGURATION, HEIGHT, SPACING AND LOCATION ARE CONCEPTUAL, THIS IS SUBJECT TO CHANGE DURING DETAILED DESIGN.

ACCT.-		M13 L14 115KV MAINLINE REBUILD	
ECN #- ECN-		CROSS SECTION	
SCALE-		M13 L14 MAINLINE	
BY- BMcD/NDL		DOUBLE CIRCUIT CONFIGURATION	
REV'D- BMcD/CH			
CEII		APPROVED	DATE
CONFIDENTIAL		PPL ELECTRIC UTILITIES	
D	DRAWING NO.	SHEET NO.	REVISION
	XXXXXXXXX1	3	0
PLAN & PROFILE PRIMARY		PLAN & PROFILE NO.	
PRIMARY LOC CODE		LOC CODE	
LOC CODE		LOC CODE	
LOC CODE		LOC CODE	
SORTS		SHARE	

REFERENCE TITLE	NUMBER	REFERENCE TITLE	NUMBER	NO.	DATE	ACCT.	ECN/FCN	REVISION	BY	REV'D	APPR.	CAD ID	FORMAT



THIS FORMAT CONTAINS REQUIRED METADATA ATTRIBUTES