

April 15, 2026

VIA ELECTRONIC MAIL AND HAND DELIVERY

Stephanie De La Rosa, Commission Clerk
Rhode Island Public Utilities Commission
89 Jefferson Boulevard
Warwick, RI 02888

**RE: Docket No. 25-08-GE – The Narragansett Electric Company d/b/a Rhode Island Energy PUC’s Inquiry Into Rhode Island Energy’s Billing Systems Practices and Performance Request For Proposals (“RFP”) For Consulting Services for the Evaluation of Billing Systems
Rhode Island Energy’s Comments on Remediation of Priority Issues**

Dear Ms. De La Rosa:

On behalf of Rhode Island Energy,¹ enclosed please find the Company’s comments, with supporting documentation of the accountability measures to demonstrate remediation of the five (5) priority issues identified in the Rhode Island Energy Billing System Evaluation, Final Report for RIPUC Docket No. 25-08-GE (the “Report”), submitted to the Rhode Island Public Utilities Commission on November 14, 2025, by Guidehouse Inc. and Van Reen Accounting, LLC in the above-referenced matter.

Please be advised that certain attachments to these comments contain confidential information. Specifically, the Company is seeking confidential treatment of the customer-specific information contained in the Confidential Excel Attachments 1 and 9, and Confidential Attachments 2, 5, 6 and 7. Pursuant to 810-RICR-00-00-1.3(H)(3) and R.I. Gen. Laws § 38-2-2(4)(B) and 2(4)(F), the Company respectfully requests that the Commission treat the attachments reference above as confidential.

In support of this request, the Company has enclosed a Motion for Protective Treatment of Confidential Information. In accordance with 810-RICR-00-00-1.3(H)(2), the Company also respectfully requests that the PUC make a preliminary finding that the confidential information is exempt from the mandatory public disclosure requirements of the Rhode Island Access to Public Records Act (“APRA”).

¹ The Narragansett Electric Company d/b/a Rhode Island Energy (“Rhode Island Energy” or the “Company”).

Stephanie De La Rosa, Clerk
Docket No. 25-08-GE – Comments on Remediation of Priority Issues
April 15, 2026
Page 2 of 2

Thank you for your attention to this filing. Please contact me at 401-316-7429 if you have any questions.

Very truly yours,



Jennifer Brooks Hutchinson

Enclosure

cc: Docket No. 25-08-GE Service List
John Bell, Division (w/confidential attachments)

additional comments to demonstrate its remediation of the five Priority Issues identified in the Report (“Additional Comments”).

The Additional Comments include nine attachments identified as Attachments 1 through 9, which contain supporting documentation of the remediation steps and accountability measures the Company undertook to address the Priority Issues identified in the Evaluation Team’s Report. Specifically, Attachment 1, Attachment 2, Attachment 5, Attachment 6, Attachment 7, and Attachment 9 (the “Confidential Attachments”) contain customer-specific account information and financial information, which the Company treats as confidential and is exempt from public disclosure.

Confidential Attachment 1: Confidential Attachment 1 is the financial impact analysis of the aged no bill accounts repaired through the Genesis and Armageddon processes (Priority Issue 1). This analysis includes a detailed listing of each of the accounts impacted by this data repair together with the financial impact of the unbilled usage. The Excel file contains several tabs with numerous references to customer-specific account numbers.

Confidential Attachment 2: Confidential Attachment 2 is an analysis of the net write-off samples that the Company used to assess whether the net write-offs included incorrect bills (Priority Issue 3) and the associated financial impact. Confidential Attachment 2 contains the customer names and account numbers, together with the total write-off and incorrect bill amounts.

Confidential Attachment 5: Confidential Attachment 5 is the supporting documentation of customer credits issued to customers who were impacted by incorrect supplier rates following go-live due to system configuration and control gaps (Priority Issue 4). These customer credits are detailed by account number.

Confidential Attachment 6: Confidential Attachment 6 is the supporting documentation of supplier and customer credits issued to suppliers and customers who were impacted by the incorrect supplier on customer bills following go-live (Priority Issue 5). Like Confidential Attachment 5, Confidential Attachment 6 contains a detailed listing of these credits by account number.

Confidential Attachment 7: Confidential Attachment 7 is test validation data used in determining the root cause of the incorrect supplier issue (Priority Issue 5) and to implement corrective actions to ensure accuracy and prevent recurrence. Confidential Attachment 7 contains embedded text boxes and other instances of customer account information.

Confidential Attachment 9: Confidential Attachment 9 shows the coding that was built to prove and build the test sequence for the system updates to address the incorrect supplier issue (Priority Issue 5). The Excel file consists of several tabs containing embedded text boxes, which include customer names, addresses and other account details.

Accordingly, the Company is filing this Motion to request protective treatment of the Confidential Attachments in accordance with 810-RICR-00-00-1.3(H) and R.I. Gen. Laws § 38-2-2(4)(A)(I)(b) and § 38-2-2(4)(B).

II. LEGAL STANDARD

For matters before the PUC, a claim for protective treatment of information is governed by the policy underlying the Access to Public Records Act (“APRA”), R.I. Gen. Laws § 38-2-1 et seq. See 810-RICR-00-00-1.3(H)(1). The APRA establishes the balance between “public access to public records” and protection “from disclosure [of] information about particular individuals maintained in the files of public bodies when disclosure would constitute an unwarranted invasion of personal privacy.” R.I. Gen. Laws § 38-2-1. Under the APRA, any record received or

maintained by a state or local governmental agency in connection with the transaction of official business is considered public unless such record falls into one of the exemptions specifically identified by the APRA. See R.I. Gen. Laws §§ 38-2-3(a) and 38-2-2(4). Therefore, if a record provided to the PUC falls within one of the designated exemptions, the PUC is authorized to deem such record confidential and withhold it from public disclosure. The definition of “public record” under the APRA specifically excludes the following:

“[p]ersonnel and other personal individually identifiable records otherwise deemed confidential by federal or state law or regulation, or the disclosure of which would constitute a clearly unwarranted invasion of personal privacy pursuant to 5 U.S.C. § 552 et seq. . . .” [§38-2-2(4)(A)(I)(b)]

“[t]rade secrets and commercial or financial information obtained from a person, firm, or corporation that is of a privileged or confidential nature.” [§ 38-2-2(4)(B)]

The statute provides that such records “shall not be deemed public.” *Id.* The Rhode Island Supreme Court has held that when documents fall within a specific exemption, they “are not considered to be public records,” and “the act does not apply to them.” *Providence Journal Co. v. Kane*, 577 A.2d 661, 663 (R.I. 1990). Further, the court has held that “financial or commercial information” under the APRA includes information “whose disclosure would be likely to either (1) impair the Government’s ability to obtain necessary information in the future, or (2) cause substantial harm to the competitive position of the person from whom the information was obtained.” *Providence Journal Co. v. Convention Ctr. Auth.*, 774 A.2d 40, 47 (R.I. 2001) (internal quotation marks omitted). The first prong of the test is satisfied when information is provided voluntarily to the governmental agency and that information is of a kind that would not customarily be released to the public by the person from whom it was obtained. *Id.* at 47.

In the interest of public disclosure and transparency, the Company is not seeking confidential treatment for the entirety of all the Confidential Attachments; rather, the Company has performed a thorough review of the Confidential Attachments and seeks to redact only those portions deemed necessary to protect the financial and privacy interests of its customers, consistent with the PUC's prior guidance with respect to confidentiality issues. The two exceptions are Confidential Attachment 1 and Confidential Attachment 9, both of which consist of large Excel files containing customer data embedded into various tabs within each file. Due to the size of the Excel files, it was not possible to convert these files to legible .pdf files for purposes of redacting customer-specific data. Accordingly, the Company is requesting confidential treatment of Confidential Attachment 1 and Confidential Attachment 9 in their entirety.

III. BASIS FOR CONFIDENTIALITY

The customer-specific information contained in each of the Confidential Attachments (*e.g.*, customer names, addresses, account and/or meter numbers, and related billing information), constitute "other personal individually identifiable information . . . the disclosure of which would constitute a clearly unwarranted invasion of personal privacy" and which are exempt from public disclosure pursuant to R.I. Gen. Laws § 38-2-2(4)(A)(I)(b). In addition, the financial impact data contained in Confidential Attachments 1 and 2, and the customer bill credits contained in Confidential Attachments 5 and 6, when taken together with the individual customer names and account numbers may allow outside third parties to derive customer specific information and other commercially sensitive financial information, which is not otherwise in the public domain.

Customer account and related billing information is the type of information that has historically been maintained as confidential when provided in PUC filings. The Company customarily would not release this type of customer-specific information to the public. Public

disclosure of the confidential customer account and related billing information would impede the confidentiality and privacy rights of those customers. The Company performed these analyses as part of the remediation steps and accountability measures it voluntarily adopted to address each Priority Issue outlined in the Evaluation Team's Report and is filing this information with the Commission to fulfill its regulatory obligations in this proceeding. If disclosed, outside third parties may be able to derive the impacted customers from the information contained in the Confidential Attachments or otherwise use such information to cause financial harm to the Company or its customers. For these reasons, this information is protected from disclosure under § 38-2-2(4)(A)(I)(b) and § 38-2-2(4)(B).

Accordingly, Rhode Island Energy respectfully requests that the PUC grant protective treatment to the Confidential Attachments and take the following actions to preserve its confidentiality: (1) maintain the identified portions of the Confidential Attachments 2, 5, 6 and 7 as confidential indefinitely; (2) maintain Confidential Attachment 1 and Confidential Attachment 9 as confidential in their entirety indefinitely; (3) not place an un-redacted version of the Confidential Attachments in the public docket; and (4) disclose the un-redacted version of the Confidential Attachments only to the Commission its attorneys, staff, including the Staff Designee, and the Division's liaison in this proceeding, as necessary to review this docket.

IV. CONCLUSION

For the foregoing reasons, the Company respectfully requests that the PUC grant this motion for protective treatment of the Confidential Attachments.

[SIGNATURE PAGE FOLLOWS]

Respectfully submitted,

**The Narragansett Electric Company
d/b/a Rhode Island Energy**

By its attorney,



Jennifer Brooks Hutchinson (#6176)
Rhode Island Energy
280 Melrose Street
Providence, RI 02907
(401) 316-7429

Dated: April 15, 2026

**The Narragansett Electric Company d/b/a Rhode Island Energy
Comments To Demonstrate Remediation of Priority Issues**

The Narragansett Electric Company d/b/a Rhode Island Energy (the “Company” or “Rhode Island Energy”) respectfully submits the following comments, with supporting documentation of the accountability measures, to demonstrate remediation of the five priority issues identified in the Rhode Island Energy Billing System Evaluation, Final Report for RIPUC Docket No. 25-08-GE (the “Report”), submitted to the Rhode Island Public Utilities Commission (“Commission”) on November 14, 2025, by Guidehouse Inc. (“Guidehouse”) and Van Reen Accounting, LLC (“Van Reen” and together with Guidehouse are sometimes referred to as the “Evaluation Team”).

As described in the Company’s initial comments (“Initial Comments”) filed with the Commission on January 6, 2026, it adopted the proposed remediation steps, timeline, and accountability for each priority issue outlined in the Report. Additionally, the Company proactively committed to utilizing Guidehouse to independently validate that the priority issues were fully remediated by the end of Q1 2026. The Company anticipates Guidehouse will provide the Commission with its independent determinations on the effectiveness of the corrective actions for these five priority issues by May 15, 2026. The summary section below includes affirmative statements regarding the remediation steps and describes how the accountability measures were met, with references to supporting documentation as appropriate, which are included as attachments.

Priority Issues Remediation and Accountability Summary

1) Issue 1: Genesis/Armageddon

Consistent with the Evaluation Team's focus, the Company's analysis for this priority issue addressed active customer accounts inherited from National Grid that were not generating bills (referred to as "Aged No Bill" accounts) and were subsequently repaired through the Genesis and Armageddon processes. In addition, certain account premises were established in National Grid's system during the construction phase but were never advanced to billing. These accounts required remediation through Genesis or Armageddon for the billing process to begin in the Company's customer service billing system.

- a. Remediation Step 1: The Company has updated the complete list of all accounts repaired through the Genesis and Armageddon processes.
- b. Remediation Step 2: The Company has quantified the financial impact associated with unbilled customers.
- c. Accountability: The Company has completed a comprehensive analysis demonstrating the financial impact of accounts repaired through these processes.

Please see Excel Attachment 1 – CONFIDENTIAL for supporting documentation of this analysis.

- i. **Financial Impact**: As provided in the Company's response to PUC 7-4 in this docket, the Company inherited active customer accounts from National Grid that were not generating bills ("Aged No Bill" accounts). Of the 1,631 active accounts that were not generating bills, 877 were repaired through the Genesis and Armageddon processes, and had a financial impact associated with unbilled

usage. In addition to the Aged No Bill population, 272 accounts required repair through these processes post-cutover to begin billing in the Company's system and had unbilled usage associated with them. For each affected account, the Company estimated unbilled usage by applying average billed usage and applicable rates for comparable customers following repair of the account, adjusted for the duration of the unbilled period. Based on this analysis, the Company's review of all accounts repaired through Genesis and Armageddon indicates a total financial impact of \$3,662,182.56, of which \$3,357,927.69 can be attributed to Aged No Bill accounts.

- ii. **Reconciliation:** The accounts that required repair through the Genesis and Armageddon processes were not billed for usage prior to the repair, and therefore the related unbilled amounts were not recorded as revenue. During the unbilled period, however, the Company continued to incur costs associated with service to those customers. Because revenue was not collected contemporaneously, those costs would otherwise be recovered from other customers through the applicable reconciliation mechanisms. To ensure that accounts repaired through the Genesis and Armageddon do not result in an impact to other customers, the Company proposes to reconcile the net impact of these accounts through the Revenue Decoupling Mechanism ("RDM"). Following Guidehouse's review and validation of the Company's remediation of this issue, the Company will reconcile an amount of \$3,662,182.56 through the next possible RDM filing, with interest applied as appropriate in accordance with Commission-approved reconciliation practices.

2) Issue 2: Under-billings Not Corrected

Other than the accounts repaired through Genesis and Armageddon, the Company is not aware of any population of underbilled accounts that were not corrected. Accordingly, the financial impact associated with this issue is fully addressed through the remediation and reconciliation described under Issue 1.

- a. Remediation Step 1: The Company has compiled a complete list of underbilled accounts.

- b. Remediation Step 2: The Company has quantified the financial impact associated with any under-billing of customers.
- c. Accountability: The Company has completed its comprehensive analysis demonstrating the financial impact of under-billings that were not corrected.
 - i. **Financial Impact**: As noted in the Company's response to PUC 7-4 in this docket, it is Rhode Island Energy's standard practice to correct any underbilled or overbilled accounts in the ordinary course of business. The only known under-billings not corrected were associated with accounts that were repaired through the Genesis and Armageddon processes. Therefore, there is no additional financial impact associated with under-billings.
 - ii. **Reconciliation**: Any impact associated with under-billings is addressed through the proposed reconciliation described under Item #1.

3) Issue 3: Net Write-Offs Include Incorrect Bills

This issue relates to the Evaluation Team's review of a sample of net write-offs and whether certain write-offs included incorrect bill amounts. As described below, the Company assessed this issue in conjunction with its post-go-live accounting review and related normalizing adjustments.

- a. Remediation Step 1: The Company has evaluated the population of net write-offs, including the sample reviewed by the Evaluation Team, to assess whether any write-offs included incorrect bill amounts.
- b. Remediation Step 2: The Company has assessed the financial impact associated with this population of net write-offs, including the effect of normalizing adjustments made following go-live.

- c. Accountability: The Company has completed its comprehensive analysis demonstrating that the financial impact associated with this issue has been appropriately addressed through accounting review and normalization. Please see Attachment 2 – CONFIDENTIAL and Attachment 3 for supporting documentation, which includes an analysis of the write-off samples and the Company responses to Data Requests Division 8-9 and Division 8-10 submitted in Docket No. 25-45-GE that quantify the normalizing adjustment made to net write-offs, respectively.
- i. **Financial Impact**: Following go-live, the Company suspended temporarily collection activity, which resulted in certain write-offs occurring in 2025 that otherwise would have been recognized in earlier periods. To address this timing effect, the Company made a normalizing adjustment to bad debt expense to remove write-offs attributable to prior periods. This normalizing adjustment of \$19,477,327 represents 34.11% of total net-write offs in calendar year 2025, which the Company has excluded from historical net write-off determinations, including those used for bad debt expense. The Report notes some net write-offs could be overstated based on the Evaluation Team's identification of incorrect bills within a sample of net write-offs. The Company reviewed that sample and determined that, of the \$137,582 of write-offs identified by the Evaluation Team, 80% of this amount (\$109,618) was included as part of the normalizing adjustment. Based on this analysis and the overall magnitude of the normalizing adjustment, the Company does not believe that net write-offs are overstated, and that any impact of incorrect bill amounts would be more than offset by this adjustment. Additionally, the uncollectible factors included in most of the Company's rate reconciliation mechanisms would not have been impacted by this population of net write-offs, as those factors are primarily based on the rate that was set in Docket No. 4770 and the uncollectible rate is not updated each year for actual write-offs.
- ii. **Forward-Looking Statements**: As it is the Company's standard practice to correct any underbilled or overbilled accounts, business-as-usual billing corrections would take place prior to a final bill being issued. And consistent with the Company's accounting policies on write-offs, an account would

typically be charged off within approximately 90 days after issuance of a final bill if amounts remain uncollectible. Therefore, write-offs that occur during the normal course of business would be for the correct bills and amounts.

4) Issue 4: Choice Supplier Rate Incorrect

This issue addresses instances in which a choice supplier rate was not correctly reflected on customer bills following go-live due to system configuration and control gaps. As described below, the Company investigated the underlying causes and implemented system and control enhancements to prevent unauthorized rate changes and ensure billing accuracy going forward. The issue arose when a supplier utilized previously available system functionality that enabled rate price modifications, resulting in multiple prices being linked to a single rate code and affecting billing calculations.

- a. Remediation Step 1: The Company has established controls within the Supplier Portal to prevent unauthorized or unintended off-cycle modification of rate pricing. Please see Attachment 4 for documentation of test case data.
- b. Remediation Step 2: The Company has investigated system configuration and bill source data to identify the cause of the incorrect supplier rates and address any underlying setup issues. Please see Attachment 4 for supporting documentation of test case data.
- c. Accountability: The Company has implemented updates to the Supplier Portal and associated system controls to prevent recurrence of this issue and has issued one-time credits to customers impacted by the supplier's out-of-period rate adjustments.

Please see Attachment 5 – CONFIDENTIAL for supporting documentation of customer credits.

5) Issue 5: Choice Supplier Incorrect on Customer Bills

This issue addresses instances in which the choice supplier reflected on customer bills was incorrect following go-live. As described below, the Company identified the affected accounts, verified supplier information and rates, investigated the underlying system causes, and implemented corrective actions to ensure accuracy and prevent recurrence.

- a. Remediation Step 1: The Company has compiled supplier selections for all affected accounts that were not addressed by the original system fix.
- b. Remediation Step 2: For those accounts, the Company verified that the supplier of record is correct.
- c. Remediation Step 3: For those accounts, the Company confirmed that both the supplier listing and applicable supplier rate are correctly reflected on customer bills along with balance adjustments to both customer and supplier where impacted. Please see Attachment 6 – CONFIDENTIAL for supporting documentation of supplier and customer credits.
- d. Remediation Step 4: The Company conducted a review of bill source data and system configuration to determine the root cause of the issue and implemented system updates, including a new EDI Control Dashboard, to provide real-time visibility into potential discrepancies and mitigate the risk of recurrence. Please

see Attachment 7 – Confidential and Attachment 8 for supporting documentation of the test validation data and shopping cart control report, respectively.

- e. Accountability Measure 1: The Company completed a comprehensive analysis comparing supplier selections, rates, and billing outputs for the affected accounts. Please see Attachment 6 – CONFIDENTIAL for supporting documentation of supplier and customer credits.
- f. Accountability Measure 2: The Company completed system updates to the billing platform to prevent this issue from occurring in the future. Please see Excel Attachment 9 – CONFIDENTIAL for supporting documentation of these system updates performed.

Conclusion

Through the remediation actions and documentation submitted herein, the Company demonstrates that it has addressed the five priority issues identified in the Report and met the accountability measures outlined by the Evaluation Team. The Company remains committed to working collaboratively with Guidehouse as they evaluate the remediation of the priority issues, discussed herein, while also noting that they “found no evidence of material or pervasive errors in current billings as of September 2025 (i.e., errors impacting many bills across many customer classes).”

REDACTED

Please see the Company's confidential version of Excel Attachment 1.

BILL_ACCT_NUM REDACTED	CUSTOMER_NAME	DT_PRCS	ORIGINAL_WRITEOFF	NET_WRITEOFF	\$ Total
1)		04/14/25	\$15,238	\$15,238	\$ 14,225
2)		07/24/25	\$20,982	\$20,982	\$ 16,464
3)		08/06/25	\$22,443	\$22,443	\$ -
4)		07/24/25	\$25,683	\$25,683	\$ 21,654
5)		07/30/25	\$30,668	\$30,668	\$ -
6)		07/31/25	\$24,210	\$24,210	\$ 18,229
7)		08/08/25	\$52,497	\$52,497	\$ 52,099
8)		07/24/25	\$25,691	\$25,691	\$ 19,629
9)		07/24/25	\$25,778	\$25,778	\$ 19,417
			\$243,191	\$243,191	\$161,716

Normalization of accounts in column Q **\$109,618** 80%
 Per Sample (column Q) **\$137,582**
 Variance **\$27,964**

ACCT REDACTED	Date of Bill	Write off Date	Total Write off	Total	Sample
	DT BILL	YEAR_MO	AT_CR		
1)	2/6/2024		101		
	3/6/2024		92		
	4/5/2024		91		
	5/7/2024		81		
	6/6/2024		67		
	7/8/2024		55		
	8/7/2024		51		
	9/5/2024		46		
	10/3/2024		46		
	11/4/2024		63		
	12/5/2024		88		
	12/19/2024		14,457		
	Total		\$ 15,238	\$ 14,225	15,238
2)	3/6/2024	7/24/2025	92.53		
	4/5/2024	7/24/2025	828.44		
	5/8/2024	7/24/2025	319.00		
	6/10/2024	7/24/2025	11.26		
	7/10/2024	7/24/2025	11.26		
	8/12/2024	7/24/2025	11.26		
	9/5/2024	7/24/2025	11.26		
	10/10/2024	7/24/2025	19,697		
	Total		\$ 20,982	\$ 16,464	20,982
4)	7/16/2024	7/24/2025	11.26		
	8/14/2024	7/24/2025	11.76		
	9/12/2024	7/24/2025	11.76		
	10/15/2024	7/24/2025	25,649		
	Total		\$ 25,683	\$ 21,654	25,683
5)	1/28/2025	7/30/2025	13679.15		
	1/29/2025	7/30/2025	13880.05		
	1/30/2025	7/30/2025	3108.93		
	Total		\$ 30,668	\$ -	-
6)	7/16/2024	7/31/2025	2933.01		
	8/15/2024	7/31/2025	2704.01		
	9/12/2024	7/31/2025	3364.19		
	10/16/2024	7/31/2025	3359.52		
	11/14/2024	7/31/2025	3049.48		
	12/17/2024	7/31/2025	4103.31		
	1/17/2025	7/31/2025	4674.74		
	3/19/2025	7/31/2025	21.76		
	Total		\$ 24,210	\$ 18,229	24,210

		Date of Bill	Write off Date	Total Write off		
		DT_BILL	YEAR_MO	AT_CR		Sample
	ACCT REDACTED				Total	
7)		11/21/2024	8/8/2025	44,357		
		12/9/2024	8/8/2025	1,583		
		1/2/2025	8/8/2025	1,784		
		2/4/2025	8/8/2025	556		
		2/4/2025	8/8/2025	1,998		
		3/4/2025	8/8/2025	1,951		
		3/4/2025	8/8/2025	24		
		4/3/2025	8/8/2025	824		
		4/3/2025	8/8/2025	23		
				\$ 53,100	\$ 52,099	-
	ACCT REDACTED					
8)		9/11/2024	7/24/2025	25569.99		
		9/13/2024	7/24/2025	120.88		
		Total		\$ 25,691	\$ 19,629	25,691
	ACCT REDACTED					
9)		6/6/2024	7/24/2025	119.26		
		7/8/2024	7/24/2025	158.96		
		8/7/2024	7/24/2025	209.7		
		9/9/2024	7/24/2025	25290.44		
		Total		\$ 25,778	\$ 19,417	25,778
	ACCT REDACTED					
3)		3/31/2025	8/6/2025	15.25		
		3/31/2025	8/6/2025	91.09		
		3/31/2025	8/6/2025	115.44		
		3/31/2025	8/6/2025	372.74		
		3/31/2025	8/6/2025	169.04		
		3/31/2025	8/6/2025	111.27		
		3/31/2025	8/6/2025	26.9		
		3/31/2025	8/6/2025	195.46		
		3/31/2025	8/6/2025	419.49		
		3/31/2025	8/6/2025	654.23		
		3/31/2025	8/6/2025	88.97		
		3/31/2025	8/6/2025	96.94		
		3/31/2025	8/6/2025	651.59		
		3/31/2025	8/6/2025	305.65		
		3/31/2025	8/6/2025	22.57		
		3/31/2025	8/6/2025	53.12		
		3/31/2025	8/6/2025	627.14		
		3/31/2025	8/6/2025	10.28		
		3/31/2025	8/6/2025	170.84		
		3/31/2025	8/6/2025	97.3		
		3/31/2025	8/6/2025	14.87		
		3/31/2025	8/6/2025	158.25		
		3/31/2025	8/6/2025	42.99		
		3/31/2025	8/6/2025	15.65		
		3/31/2025	8/6/2025	32.35		
		3/31/2025	8/6/2025	819.45		
		3/31/2025	8/6/2025	70.58		
		3/31/2025	8/6/2025	1236.18		
		3/31/2025	8/6/2025	6.58		
		3/31/2025	8/6/2025	335.71		
		3/31/2025	8/6/2025	14.79		
		3/31/2025	8/6/2025	416.49		
		3/31/2025	8/6/2025	341.31		
		3/31/2025	8/6/2025	494.22		
		3/31/2025	8/6/2025	197.74		
		3/31/2025	8/6/2025	710.13		
		3/31/2025	8/6/2025	41.71		
		3/31/2025	8/6/2025	544.56		
		3/31/2025	8/6/2025	142.18		
		3/31/2025	8/6/2025	6.61		
		3/31/2025	8/6/2025	129.74		
		3/31/2025	8/6/2025	15.25		

ACCT REDACTED	Date of Bill	Write off Date	Total Write off	Total	Sample
	DT_BILL	YEAR_MO	AT_CR		
	3/31/2025	8/6/2025	15.25		
	3/31/2025	8/6/2025	15.25		
	3/31/2025	8/6/2025	14.79		
	3/31/2025	8/6/2025	15.25		
	3/31/2025	8/6/2025	15.25		
	3/31/2025	8/6/2025	14.79		
	3/31/2025	8/6/2025	14.79		
	3/31/2025	8/6/2025	22.73		
	3/31/2025	8/6/2025	3.55		
	3/31/2025	8/6/2025	12.2		
	3/31/2025	8/6/2025	298.05		
	3/31/2025	8/6/2025	391.77		
	3/31/2025	8/6/2025	560.53		
	3/31/2025	8/6/2025	350.28		
	3/31/2025	8/6/2025	45.75		
	3/31/2025	8/6/2025	329.91		
	3/31/2025	8/6/2025	15.25		
	3/31/2025	8/6/2025	15.25		
	3/31/2025	8/6/2025	15.25		
	3/31/2025	8/6/2025	15.25		
	3/31/2025	8/6/2025	15.25		
	3/31/2025	8/6/2025	15.25		
	3/31/2025	8/6/2025	15.25		
	3/31/2025	8/6/2025	284.55		
	3/31/2025	8/6/2025	333.76		
	3/31/2025	8/6/2025	1370.12		
	3/31/2025	8/6/2025	274.67		
	3/31/2025	8/6/2025	342.83		
	3/31/2025	8/6/2025	255.17		
	3/31/2025	8/6/2025	171.38		
	3/31/2025	8/6/2025	87.56		
	3/31/2025	8/6/2025	440.9		
	3/31/2025	8/6/2025	911.29		
	3/31/2025	8/6/2025	364.85		
	3/31/2025	8/6/2025	974.59		
	3/31/2025	8/6/2025	91.59		
	3/31/2025	8/6/2025	297.59		
	3/31/2025	8/6/2025	75.32		
	3/31/2025	8/6/2025	72.08		
	3/31/2025	8/6/2025	91.5		
	3/31/2025	8/6/2025	179.2		
	3/31/2025	8/6/2025	80.17		
	3/31/2025	8/6/2025	73.8		
	3/31/2025	8/6/2025	367.87		
	3/31/2025	8/6/2025	39.06		
	3/31/2025	8/6/2025	1.88		
	3/31/2025	8/6/2025	49.41		
	3/31/2025	8/6/2025	275.85		
	3/31/2025	8/6/2025	47.33		
	3/31/2025	8/6/2025	326.24		
	3/31/2025	8/6/2025	380.21		
	3/31/2025	8/6/2025	283.54		
	3/31/2025	8/6/2025	9.74		
	3/31/2025	8/6/2025	104.13		
	3/31/2025	8/6/2025	658.12		
	3/31/2025	8/6/2025	91.18		
	3/31/2025	8/6/2025	241.92		
	3/31/2025	8/6/2025	97.54		
	3/31/2025	8/6/2025	417.03		
	3/31/2025	8/6/2025	11.1		
	3/31/2025	8/6/2025	227.2		
	3/31/2025	8/6/2025	27.55		
	4/1/2025	8/6/2025	95.12		
			\$ 22,834	\$ -	-
			244,185	161,717	137,582

BILL_ACCT_NUM REDACTED	CUSTOMER_NAME	CD_SPT_TYPE	CD_RES_COMM	DT_PRC5	CD_COLL_ACTIVITY	CD_BUS	ORIGINAL_WRITEOFF	NET_WRITEOFF	DIFF	Did write off happen at date collection functionality restarted	Questions	Company response	Total Write off amount	Incorrect billing identified by RIE	Bill dates	Category of Usage Error	Evaluation Team's Estimate of Incorrect Billed Amount
		0100	R	04/14/25	060	0100	\$15,238	\$15,238	-	Yes	Write off includes a \$14K bill on 12/14/24. No bill image is available and bill is very high compared to prior bills. Does this write off include billing errors?	Final read was lower than previous read, it billed resulting in high bill. I would assume write off includes over billing. I will have someone take a look at this account to correct as necessary.	15,238.00		12/19/2024	Final read lower than prior read, causing meter read to appear to be a meter roll over	14,457
		0200	R	07/24/25	060	0200	\$20,982	\$20,982	-	No	This account includes a \$19K bill on 10/10/24, which is the same the account was closed. \$19K bill is not consistent with prior billings, and we don't see any specific comments on the account about the high bill. Does this write off include billing errors?	Appears that the prior billing was for a stopped meter and when the meter was removed it was removed with a reading of "0", which probably should have been adjusted to be more in line with usage prior to the stopped meter. It does look like the amount is in the write off amt. I will have someone take a look at this account to correct as necessary.	20,982.00		10/10/2024	Incorrect meter read when meter was removed	19,697
		0100	R	08/06/25	060	1000	\$22,443	\$22,443	-	No	This account was set up on 12/4/24 and closed on 4/1/25. Account history indicates cancel/rebills, as well as history of transfers. There is no bill history visible to support a \$22K write off (can't see bills in ID). Does this write off include billing errors?	I can't speak to the write off, it looks like it was recalled in Aug 2025. It appears that the account would not bill. The final bill was cancelled and the final read was reentered to be more in line with historical usage. After further review, the high dollar amount is due to a "continuous transfer" for bad debt. I am not familiar with this function. Typically I would expect to see this in a Landlord revert setup, where the debt from previous accounts associated with the landlord are transferred to an active account for the landlord. This high dollar amount is not due to activity on this particular account.	N/A	N/A	N/A	N/A	N/A
		0200	R	07/24/25	060	0200	\$25,683	\$25,683	-	No	This account has a \$24K bill on 10/15/24, which is not consistent with prior billings. Looks like customer disputed bill but can't see what was resolution. Was there a billing error? Does this write off include billing errors?	The high bill was a result of a removed meter. When the meter was removed the field tech was not able to get a good read on the meter and used all 99999 as the meter reading. This reading billed and resulted in a high bill. It does appear that the large amount was included in the write off. I will have someone take a look at this account to see what needs to be done to correct the customer's billing.	25,683.00		10/15/2024	Incorrect meter read when meter was removed	25,683
		0200	R	07/30/25	060	0200	\$30,668	\$30,668	-	No	This account was opened in Sept 2024 but not billed until Jan 2025. Total of three bills totaling ~\$3K, which are high bills (there are notes on account about high bills). Customer never made a payment. Does this write off include billing errors?	These are multi month bills, and the reads used for the bills are in line with the service order reads and the prior and subsequent reads on the meter. There is no billing error.	N/A	N/A	N/A	N/A	N/A
		0200	R	07/31/25	060	0200	\$24,210	\$24,210	-	No	Account has notes for high bills. Customer indicates this is temporary service and looks to be disputing bills. There is a note about "forced" estimates. Were there billing errors? Does this write off included billing errors?	It appears that the remove meter and service drop order was voided, so the temp meter was never removed from the account. It looks like the meter was removed in Sept 2024 but because the order was voided and the meter was not removed in CSS, it continued to bill on estimates. These estimations were included in the write off. I will have someone take a look at this account and see what needs to be done to correct the customer's billing.	24,210.00		October 2024 to February 2025	Temporary meter not removed in CSS	15,206
		0200	C	08/08/25	060	0200	\$52,497	\$52,497	-	No	Note: Customer was only paying for demand and not usage for years because of a bad meter.	Account had been billed for 0 usage on estimates, when we were finally able to get access to the meter, the verified reading was allowed to bill as is, so the usage billed was for a period longer than two years. This was not a billing error.	N/A	N/A	N/A	N/A	N/A
		0200	R	07/24/25	060	0200	\$25,691	\$25,691	-	No	This account was opened on 8/15/24 and closed on 9/13/24. Only two billings, one for \$25K but can't see the bill. Why the large bill? Was it validated? Does this write off include billing errors?	The previous account was finalized using an estimate. After go live, the actual read was obtained, which was lower than the final/active reading using in the NG system. The actual read created a large bill due to what appeared to be a meter roll over. At the time, there was confusion as to how to handle per conversion issues. It does appear that the write off includes the incorrect high bill. I will have someone take a look at the account to see if there is an action we need to take to correct customer billing.	25,691.00		9/13/2024	Final read lower than prior read, causing meter read to appear to be a meter roll over	25,570
		0200	R	07/24/25	060	0200	\$25,778	\$25,778	-	No	This account has a \$25K bill on 9/4/24, which is not consistent with prior billings. Does this write off include billing errors?	The final read on the account was lower than the previously billed estimates. The bills should have been cancelled back to May 2024 and rebilled using the read obtained on the meter. The amount is included in the write off	25,778.00	25,778.36	9/9/2024	Final read lower than prior read, causing meter read to appear to be a meter roll over	25,778
													137,562.00	25,778.36			128,591

RIE-39

The Narragansett Electric Company
d/b/a Rhode Island Energy
Docket No. 25-45-GE
Responses to the Division's Eighth Set of Data Requests
Issued on February 20, 2026

Division 8-9
Revenue Requirements

Request:

Referring to the response to Division 6-15, please provide details and supporting documentation for the “normalizing adjustment to remove write-offs that should have been written off in prior period.” The response should include specification of the prior period during which the write-offs should have been written off.

Response:

Attachment DIV 8-9 provides the detail that supports the “normalizing adjustment to remove write-offs that should have been written off in prior period” that was included in the Company’s response to Division 6-15 for Electric Distribution.

The intent of the normalizing adjustment is to adjust for accounts that were written off in 2025, which would have been written off in Calendar Year 2024 but were not because of collection limitations throughout 2024 primarily due to the transition from National Grid’s billing system to the Company’s billing system.

To assess the impact that the collection limitations had on Calendar Year 2025, the Company assessed growth in Accounts Receivable from July 2024, which was the time of system cutover, to December 2024 (see Attachment DIV 8-9, Column (e)), and the growth in Accounts Receivable throughout 2025 (see Attachment DIV 8-9, Column (f)) for accounts that were overdue in 2024 but not written off because of collection limitations. Already overdue accounts were growing and should have been written off in 2024, which resulted in the normalization of net-write offs in Calendar Year 2025.

RIE-39

		(a)	(b)	(c)	(d)	(e)	(f)	(g)	
		(d) - (c)							
		(a) - (b)							
		(e) + (f)							
Rhode Island Energy 2025 Uncollectibles Summary Electric		CY2025							
		Actual	Actual	Actual	Actual	Growth	Growth	Normalization	
		Write Off Dollars	A/R Balance as of Dec '24	Jul '24 A/R Balance less Reserve	Dec '24 A/R Balance less Reserve	Change from Jul '24 to Dec '24	Change from Dec '24 to Dec '25	FINAL Special Item Amount	
1	Group 1	Current - 240 Days	10,251,888	14,929,108	9,998,235	11,774,576	1,776,341	(4,677,220)	(2,900,880)
2									
3	Group 2	270 Days	2,116,029	1,686,492	377,463	1,024,662	647,199	429,537	1,076,736
4									
5	Group 3	300 Days	2,183,561	1,584,797	365,226	971,693	606,466	598,765	1,205,231
6									
7	Group 4	330 Days	2,240,903	1,464,318	321,749	889,768	568,019	776,585	1,344,604
8									
9	Group 5	360 + Days	19,980,843	9,060,377	2,311,410	3,730,643	1,419,233	10,920,466	12,339,699
10	All Customer Group Total		\$ 36,773,225	\$ 28,725,092	\$ 13,374,083	\$ 18,391,341	\$ 5,017,258	\$ 8,048,133	\$ 13,065,391

RIE-39

The Narragansett Electric Company
d/b/a Rhode Island Energy
Docket No. 25-45-GE
Responses to the Division's Eighth Set of Data Requests
Issued on February 20, 2026

Division 8-10
Revenue Requirements

Request:

Referring to the response to Division 6-17, please provide details and supporting documentation for the “normalizing adjustment to remove write-offs that should have been written off in prior period.” The response should include specification of the prior period during which the write-offs should have been written off.

Response:

Attachment DIV 8-10 provides the detail that supports the “normalizing adjustment to remove write-offs that should have been written off in prior period” that was included in the Company’s response to Division 6-17 for Gas Distribution.

The intent of the normalizing adjustment is to adjust for accounts that were written off in 2025, which would have been written off in Calendar Year 2024 but were not because of collection limitations throughout 2024 primarily due to the transition from National Grid’s billing system to the Company’s billing system.

To assess the impact that the collection limitations had on Calendar Year 2025, the Company assessed growth in Accounts Receivable from July 2024, which was the time of system cutover, to December 2024 (see Attachment DIV 8-10, Column (e)), and the growth in Accounts Receivable throughout 2025 (see Attachment DIV 8-10, Column (f)) for accounts that were overdue in 2024 but not written off because of collections limitations. Already overdue accounts were growing and should have been written off in 2024, which resulted in the normalization of net-write offs in Calendar Year 2025.

RIE-39

		(a)	(b)	(c)	(d)	(e)	(f)	(g)		
		(d) - (c)							(a) - (b)	(e) + (f)
		CY2025								
Rhode Island Energy 2025 Uncollectibles Summary Gas		Actual	Actual	Actual	Actual	Growth	Growth	Normalization		
		Write Off Dollars	A/R Balance as of Dec '24	Jul '24 A/R Balance less Reserve	Dec '24 A/R Balance less Reserve	Change from Jul '24 to Dec '24	Change from Dec '24 to Dec '25	FINAL Special Item Amount		
1	Group 1	Current - 240 Days	6,478,101	8,085,723	5,090,221	6,150,293	1,060,072	(1,607,622)	(547,549)	
2										
3	Group 2	270 Days	946,371	754,265	168,816	458,269	289,453	192,106	481,558	
4										
5	Group 3	300 Days	1,042,307	756,491	174,338	463,830	289,492	285,816	575,308	
6										
7	Group 4	330 Days	782,569	511,370	112,361	310,725	198,364	271,199	469,563	
8										
9	Group 5	360 + Days	8,797,381	3,989,201	1,017,692	1,642,568	624,875	4,808,181	5,433,056	
10	All Customer Group Total		\$ 18,046,729	\$ 14,097,049	\$ 6,563,429	\$ 9,025,685	\$ 2,462,256	\$ 3,949,680	\$ 6,411,936	

Supplier Portal Testing

Test Case 1:

Attempted to add an existing rate code to the Current Rates screen

Result: System correctly generated a validation error, preventing duplicate rate code usage

Supplier Portal

Rhode Island Energy

Welcome! Retail Supplier > Add Rate

OpCo: RI

Choose a Supplier: Z-TEST SUPPLIER_1

Supplier Rate Code already exists. Please create a new rate code with the updated pricing desired.

Rate Code	1234567_SAM
Effective Start	4/1/2026
Effective End	TBD
Bill Print Description	TEST

Charge Components

<input checked="" type="checkbox"/> Usage (\$/MWh)	\$ 0.16287 /MWh
<input type="checkbox"/> Demand (\$/MWh)	
<input type="checkbox"/> Flat Fixed* (\$)	
<input type="checkbox"/> Pct of POLR Rate** (%)	
<input type="checkbox"/> Green up (\$)	

** Last Reset Service rates are subject to change. Please verify quarterly at https://www.rienergy.com/media/ri-energy/bills/billing-and-payments/bills/rate_summary_2026.pdf

By checking this box, supplier verifies that the rates shown above are accurate as of the effective date, and will remain accurate until supplier changes those rates at this web site.

Save & Send Email Cancel

Test Case 2:

Verified removal of the "Add Rate" functionality within the Rate Code History screen

Result: Functionality successfully removed

Supplier Portal

Rhode Island Energy

Welcome! Retail Supplier > Rate Code History

OpCo: RI

Choose a Supplier: Z-TEST SUPPLIER_1

Rate Code: (Select)

Export

RATE CODE HISTORY

No records found.

Test Case 3:

Verified removal of the "Edit" option after adding a new rate code in the Current Rates screen

Result: Edit functionality successfully disabled

Supplier Portal

Rhode Island Energy

Welcome!

sgperez

sgperez@rienergy.com

Z-TEST SUPPLIER_1

Change Password

Log Out

Navigation

RETAIL SUPPLIER

Account Number Lookup

Account Status Lookup

Request Customer Bill

Request Supplier Charges

Request Monthly Usage

Retail Supplier >

Add Rate

Choose a Supplier: Z-TEST SUPPLIER_1

OpCo: RI

Rate Code: 1234567_SAM

Effective Start: 4/1/2026

Effective End: TBD

Bill Print Description: TEST (40 character limit)

Charge Components

Usage (\$/kWh) \$ 16287 /kWh

Demand (\$/kW)

Flat Fixed (\$)

Pct of POLR Rate™ (%)

Green up (\$)

** Last Resort Service rates are subject to change. Please verify quarterly at https://www.rienergy.com/media/ri-energy/both/billing-and-payments/rate_summary_2026.pdf

Control Evidence

- **Pre-Fix:**
 - Suppliers were able to reuse existing rate codes and modify pricing
- **Post-Fix (Effective 02/09/2026):**
 - Suppliers can only create new rate codes with a single associated price.
 - Attempts to reuse a rate code or assign multiple prices result in a system-generated validation error.

REDACTED

Date Added	KY_BA REDACTED	CD_SERV_SU PP	DT_RDG_ FROM	DT_RDG_ TO	Number Days in Billing Period	RATE	RATE_E FF	RATE_TE RM	PRICE_1	PRICE_2	PRICE_3	Lowest PRICE	Billed Price	total kwh	Corrected Customer Amt	Billed Amt	GET RATE	Billed Amt w Tax	Corrected Amt w Tax	Credit to Customer/Debit Supplier
12/8/2025		0919	2025-10-31	2025-12-03	33	0000022_IDX	2025-08-04	2026-01-05	0.10999	0.09999	0.12099	0.09999	0.10189	38800	3879.612	3953.332	0.00208330	3961.568	\$3,887.69	73.87
12/8/2025		0919	2024-10-31	2024-12-03	33	0000022_IDX	2024-08-04	2025-04-02	0.08484	0.0915	0.12499	0.08484	0.09352	38800	3291.792	3628.576	0.00208330	3636.135	\$3,298.65	337.49
12/8/2025		0919	2024-10-31	2024-12-04	34	0000012_IDX	2024-08-04	2025-04-02	0.09311	0.10599	0.15274	0.09311	0.11011	32900	3063.319	3622.619	0.04166667	3773.561	\$3,190.96	582.60
12/8/2025		0919	2025-10-31	2025-12-03	33	0000044_IDX	2025-08-04	2026-01-05	0.08079	0.09599	0.14999	0.08079	0.10089	15960	1289.4084	1610.204	0.04166667	1677.296	\$1,343.13	334.16
12/8/2025		0919	2025-10-31	2025-12-03	33	0000030_IDX	2025-08-04	2026-01-05	0.07939	0.09643	0.14999	0.07939	0.10129	15000	1190.85	1519.35	0.04166667	1582.656	\$1,240.47	342.19
12/8/2025		0919	2025-10-31	2025-12-03	33	0000053_IDX	2025-08-04	2026-01-05	0.0834	0.10036	0.14999	0.0834	0.10487	16204	1351.4136	1699.313	0.04166667	1770.118	\$1,407.72	362.40
12/8/2025		0919	2024-10-31	2024-12-03	33	0000018_IDX	2024-08-04	2025-04-07	0.12754	0.12599	0.14409	0.12599	0.12708	16480	2076.3152	2094.278	0.04166667	2181.54	\$2,162.83	18.71
12/8/2025		0919	2024-10-31	2024-12-03	33	0000043_IDX	2023-02-01	2025-04-02	0.09311	0.10599	0.14783	0.09311	0.10852	11600	1080.076	1258.832	0.04166667	1311.283	\$1,125.08	186.20
12/8/2025		0919	2025-10-31	2025-12-03	33	0000043_IDX	2025-08-04	2026-01-05	0.0828	0.09861	0.14999	0.0828	0.10328	10800	894.24	1115.424	0.04166667	1161.9	\$931.50	230.40
12/8/2025		0919	2024-10-30	2024-12-03	34	0000025_IDX	2024-08-04	2025-04-01	0.1311	0.12799	0.16199	0.12799	0.13384	280	35.8372	37.4752	0.04166667	39.03667	\$37.33	1.71
12/8/2025		0919	2025-10-31	2025-12-02	32	0000023_IDX	2025-08-01	2026-01-02	0.09999	0.11999	0.14999	0.09999	0.12186	699	69.89301	85.18014	0.04166667	88.72931	\$72.81	15.92
12/8/2025		0919	2025-10-30	2025-12-03	34	0000036_IDX	2025-07-04	9999-12-31	0.11999	0.11193	0.13999	0.11193	0.11793	92	10.29756	10.84956	0.04166667	11.30163	\$10.73	0.58
12/8/2025		0919	2024-10-30	2024-12-03	34	0000036_IDX	2024-08-04	2025-02-20	0.12754	0.12599	0.14322	0.12599	0.13075	131	16.50469	17.12825	0.04166667	17.84193	\$17.19	0.65
12/8/2025		0919	2024-10-30	2024-12-03	34	0000036_IDX	2024-08-04	2025-04-01	0.12754	0.12599	0.14322	0.12599	0.13075	110	13.8589	14.3825	0.04166667	14.98177	\$14.44	0.55
12/8/2025		0919	2025-01-31	2025-03-03	31	0000025_IDX	2024-08-04	2025-04-01	0.16199	0.1619	0.13935	0.13935	0.16117	374	52.1169	60.27758	0.04166667	62.78915	\$54.29	8.50
12/8/2025		0919	2024-07-23	2024-09-20	59	0000002_IDX	2023-08-22	2024-11-20	0.09599	0.09291	0.0843	0.0843	0.10448	1036	87.3348	108.2413	0.04166667	112.7513	\$90.97	21.78
12/8/2025		0919	2024-09-10	2024-11-15	66	0000010_IDX	2024-07-14	2024-11-15	0.08349	0.09311	0.11185	0.08349	0.12266	720	60.1128	88.3152	0.00208330	88.49919	\$60.24	28.26
12/8/2025		0919	2024-09-11	2024-10-09	28	0000007_IDX	2024-08-11	2025-04-11	0.09598	0.08121	0.09311	0.08121	0.1056	1270	103.1367	134.112	0.04166667	139.7	\$107.43	32.27
12/8/2025		0919	2024-07-23	2024-09-20	59	0000023_IDX	2024-07-23	2024-11-20	0.10969	0.09599	0.08071	0.08071	0.10728	6100	492.331	654.408	0.04166667	681.675	\$512.84	168.83
12/8/2025		0919	2025-07-24	2025-09-25	63	0000002_IDX	2025-06-23	9999-12-31	0.0999	0.10009	0.09457	0.09457	0.10908	7920	748.9944	863.9136	0.04166667	899.91	\$780.20	119.71
12/8/2025		0919	2024-07-23	2024-09-20	59	0000002_IDX	2023-08-22	2024-11-20	0.09599	0.09291	0.0843	0.0843	0.10448	10160	856.488	1061.517	0.04166667	1105.747	\$892.18	213.57
12/8/2025		0919	2024-09-10	2024-10-08	28	0000018_IDX	2024-08-11	2024-10-08	0.08844	0.08063	0.12754	0.08063	0.11614	8312	670.19656	965.3557	0.04166667	1005.579	\$698.12	307.46
12/8/2025		0919	2024-09-03	2024-10-01	28	0000018_IDX	2024-08-04	2025-04-07	0.08844	0.08063	0.12754	0.08063	0.12652	9200	741.796	1163.984	0.04166667	1212.483	\$772.70	439.78
12/8/2025		0919	2025-06-23	2025-09-23	92	0000017_IDX	2025-06-23	9999-12-31	0.09942	0.10099	0.10099	0.09942	0.14469	11280	1121.4576	1632.103	0.04166667	1700.108	\$1,168.19	531.92
12/8/2025		0919	2025-06-23	2025-09-23	92	0000017_IDX	2025-06-23	9999-12-31	0.08495	0.09942	0.10099	0.08495	0.14469	11280	958.236	1632.103	0.04166667	1700.108	\$998.16	701.95
12/8/2025		0919	2024-07-23	2024-09-20	59	0000002_IDX	2023-08-22	2024-11-20	0.09599	0.09291	0.0843	0.0843	0.10448	46400	3911.52	4847.872	0.04166667	5049.867	\$4,074.50	975.37
12/8/2025		0919	2024-07-23	2024-09-20	59	0000023_IDX	2024-07-23	2024-11-20	0.10969	0.09599	0.08071	0.08071	0.10728	64800	5230.008	6951.744	0.04166667	7241.4	\$5,447.93	1793.48
12/8/2025		0919	2025-01-23	2025-02-25	33	0000002_IDX	2024-10-23	2025-04-25	0.16199	0.1619	0.15943	0.15943	0.20072	20400	3252.372	4094.688	0.04166667	4265.3	\$3,387.89	877.41
12/8/2025		0919	2024-07-23	2024-09-20	59	0000023_IDX	2024-07-23	2024-11-20	0.10969	0.09599	0.08071	0.08071	0.10728	90720	7322.0112	9732.442	0.04166667	10137.96	\$7,627.10	2510.87
12/8/2025		0919	2024-12-23	2025-02-26	65	0000047_IDX	2023-01-24	2025-03-26	0.13437	0.17343	0.17399	0.13437	0.19019	52320	7030.2384	9950.741	0.04166667	10365.36	\$7,323.17	3042.19
1/6/2026		0919	2025-10-14	2025-12-10	57	0000015_IDX	2025-07-14	2026-01-12	0.09999	0.11999	0.14999	0.09999	0.15507	3080	307.9692	477.6156	0.04166667	497.5163	\$320.80	176.72
1/6/2026		0919	2025-11-10	2025-12-11	31	0000010_IDX	2025-11-14	2026-01-13	0.11145	0.14999	0.12999	0.11145	0.21544	6540	728.883	1408.978	0.00208330	1411.913	\$730.40	681.51
1/6/2026		0919	2025-11-05	2025-12-08	33	0000051_IDX	2025-07-04	2026-01-08	0.11999	0.11099	0.13999	0.11099	0.12165	834	92.56566	101.4561	0.04166667	105.6834	\$96.42	9.26
1/14/2026		919	2025-12-10	2026-01-12	33	0000015_IDX			0.14999	0.19339	0.19339	0.14999	0.28883	2360	353.9764	681.6388	0.04166667	710.0404	\$368.73	341.32
1/14/2026		919	2025-12-10	2026-01-12	33	0000002_IDX			0.13999	0.14769	0.14769	0.13999	0.23677	3800	531.962	899.726	0.04166667	937.2146	\$554.13	383.09
1/15/2026		0919	2025-12-11	2026-01-13	33	0000010_IDX	2025-11-14	2026-01-13	0.12999	0.19339	0.19339	0.12999	0.27217	8090	1051.6191	2201.855	0.00208330	2206.442	\$1,053.81	1152.63

Supplier Name	Supplier Code	Bill Account REDACTED	Rdg From	Rdg To	Total kWh Usage	POLR Rate Billed	Supp Rate Price	Corrected Energy Chg	Gross Earnings Tax Rate	New Tax Amt	Total Corrected Amt	Amt Billed on POLR Rate	Orig Tax	Total Actual Billed on POLR	Customer Adjusted Amount	Supplier Adjustment Amount
CITY OF PROVIDENCE C/O NEXTERA	1230		2025-01-03	2025-10-29	1307	0.16387	0.16287	212.87	0.04166667	8.87	221.74	214.18	8.92	223.10	1.36	221.74
CITY OF PROVIDENCE C/O NEXTERA	1230		2025-01-03	2025-10-29	1628	0.16387	0.16287	265.15	0.04166667	11.05	276.20	266.78	11.12	277.90	1.70	276.20
CITY OF PROVIDENCE C/O NEXTERA	1230		2025-01-03	2025-10-29	1462	0.16387	0.16287	238.12	0.04166667	9.92	248.04	239.58	9.98	249.56	1.52	248.04
CITY OF PROVIDENCE C/O NEXTERA	1230		2025-01-03	2025-10-29	830	0.16387	0.16287	135.18	0.04166667	5.63	140.81	136.01	5.67	141.68	0.86	140.81
CITY OF PROVIDENCE C/O NEXTERA	1230		2025-01-03	2025-10-29	1728	0.16387	0.16287	281.44	0.04166667	11.73	293.17	283.17	11.80	294.97	1.80	293.17
CITY OF PROVIDENCE C/O NEXTERA	1230		2025-01-03	2025-10-29	1554	0.16387	0.16287	253.10	0.04166667	10.55	263.65	254.65	10.61	265.26	1.62	263.65
TOWN OF NARRAGANSETT NEXTERA	1234		2025-01-02	2025-10-29	2787	0.16387	0.16287	453.92	0.04166667	18.91	472.83	456.71	19.03	475.74	2.90	472.83
TOWN OF NARRAGANSETT NEXTERA	1234		2025-01-02	2025-10-29	2444	0.16387	0.16287	398.05	0.04166667	16.59	414.64	400.50	16.69	417.19	2.55	414.64
CITY OF PROVIDENCE C/O NEXTERA	1230		2025-01-02	2025-10-29	1388	0.16387	0.16287	226.06	0.04166667	9.42	235.48	227.45	9.48	236.93	1.45	235.48
CITY OF PROVIDENCE C/O NEXTERA	1230		2025-01-02	2025-10-29	2338	0.16387	0.16287	380.79	0.04166667	15.87	396.66	383.13	15.96	399.09	2.44	396.66
TOWN OF NARRAGANSETT NEXTERA	1234		2025-01-02	2025-10-29	720	0.16387	0.16287	117.27	0.04166667	4.89	122.15	117.99	4.92	122.90	0.75	122.15
CITY OF PROVIDENCE C/O NEXTERA	1230		2025-01-02	2025-10-29	2827	0.16387	0.16287	460.43	0.04166667	19.18	479.62	463.26	19.30	482.56	2.94	479.62
CITY OF PROVIDENCE C/O NEXTERA	1230		2025-01-02	2025-10-29	1385	0.16387	0.16287	225.57	0.04166667	9.40	234.97	226.96	9.46	236.42	1.44	234.97
CITY OF PROVIDENCE C/O NEXTERA	1230		2025-01-02	2025-10-29	1472	0.16387	0.16044	236.17	0.04166667	9.84	246.01	241.22	10.05	251.27	5.26	246.01
CITY OF PROVIDENCE C/O NEXTERA	1230		2025-01-02	2025-10-29	1588	0.16387	0.16287	258.64	0.04166667	10.78	269.41	260.23	10.84	271.07	1.65	269.41
CITY OF PROVIDENCE C/O NEXTERA	1230		2025-01-02	2025-10-30	1718	0.16387	0.16287	279.81	0.04166667	11.66	291.47	281.53	11.73	293.26	1.79	291.47
CITY OF PROVIDENCE C/O NEXTERA	1230		2025-01-02	2025-10-29	3055	0.16387	0.16287	497.57	0.04166667	20.73	518.30	500.62	20.86	521.48	3.18	518.30
CITY OF PROVIDENCE C/O NEXTERA	1230		2025-01-02	2025-10-29	1831	0.16387	0.16287	298.21	0.04166667	12.43	310.64	300.05	12.50	312.55	1.91	310.64
TOWN OF NARRAGANSETT NEXTERA	1234		2025-01-02	2025-10-29	3318	0.16387	0.16287	540.40	0.04166667	22.52	562.92	543.72	22.66	566.38	3.46	562.92
CITY OF PROVIDENCE C/O NEXTERA	1230		2025-01-02	2025-10-30	2649	0.16387	0.16287	431.44	0.04166667	17.98	449.42	434.09	18.09	452.18	2.76	449.42
CITY OF PROVIDENCE C/O NEXTERA	1230		2025-01-02	2025-10-30	1483	0.16387	0.16287	241.54	0.04166667	10.06	251.60	243.02	10.13	253.15	1.54	251.60
CITY OF PROVIDENCE C/O NEXTERA	1230		2025-01-02	2025-10-30	1232	0.16387	0.16287	200.66	0.04166667	8.36	209.02	201.89	8.41	210.30	1.28	209.02
TOWN OF NARRAGANSETT NEXTERA	1234		2025-01-02	2025-10-29	1275	0.16387	0.16287	207.66	0.04166667	8.65	216.31	208.93	8.71	217.64	1.33	216.31
CITY OF PROVIDENCE C/O NEXTERA	1230		2025-01-02	2025-10-29	370	0.16387	0.16287	60.26	0.04166667	2.51	62.77	60.63	2.53	63.16	0.39	62.77
TOWN OF NARRAGANSETT NEXTERA	1234		2025-01-02	2025-11-19	675	0.16387	0.16287	109.94	0.04166667	4.58	114.52	110.61	4.61	115.22	0.70	114.52
CITY OF PROVIDENCE C/O NEXTERA	1230		2025-01-02	2025-10-29	1665	0.16387	0.16287	271.18	0.04166667	11.30	282.48	272.84	11.37	284.21	1.73	282.48
CITY OF PROVIDENCE C/O NEXTERA	1230		2025-01-02	2025-10-30	2103	0.16387	0.16287	342.52	0.04166667	14.27	356.79	344.62	14.36	358.98	2.19	356.79
CITY OF PROVIDENCE C/O NEXTERA	1230		2025-01-02	2025-10-29	1386	0.16387	0.16287	225.74	0.04166667	9.41	235.14	227.12	9.46	236.59	1.44	235.14
CITY OF PROVIDENCE C/O NEXTERA	1230		2025-01-02	2025-10-30	697	0.16387	0.16287	113.52	0.04166667	4.73	118.25	114.22	4.76	118.98	0.73	118.25
TOWN OF NARRAGANSETT NEXTERA	1234		2025-01-02	2025-10-29	412	0.16387	0.16287	67.10	0.04166667	2.80	69.90	67.51	2.81	70.33	0.43	69.90
TOWN OF NARRAGANSETT NEXTERA	1234		2025-01-02	2025-10-29	2722	0.16387	0.16287	443.33	0.04166667	18.47	461.80	446.05	18.59	464.64	2.84	461.80
TOWN OF NARRAGANSETT NEXTERA	1234		2025-01-02	2025-10-29	1052	0.16387	0.16287	171.34	0.04166667	7.14	178.48	172.39	7.18	179.57	1.10	178.48
CITY OF PROVIDENCE C/O NEXTERA	1230		2025-01-02	2025-10-30	2135	0.16387	0.16287	347.73	0.04166667	14.49	362.22	349.86	14.58	364.44	2.22	362.22
CITY OF PROVIDENCE C/O NEXTERA	1230		2025-01-02	2025-10-29	1363	0.16387	0.16287	221.99	0.04166667	9.25	231.24	223.35	9.31	232.66	1.42	231.24
CITY OF PROVIDENCE C/O NEXTERA	1230		2025-01-02	2025-10-29	2738	0.16387	0.16287	445.94	0.04166667	18.58	464.52	448.68	18.69	467.37	2.85	464.52
CITY OF PROVIDENCE C/O NEXTERA	1230		2025-01-02	2025-10-29	2003	0.16387	0.16287	326.23	0.04166667	13.59	339.82	328.23	13.68	341.91	2.09	339.82
CITY OF PROVIDENCE C/O NEXTERA	1230		2025-01-02	2025-10-30	1429	0.16387	0.16287	232.74	0.04166667	9.70	242.44	234.17	9.76	243.93	1.49	242.44
CITY OF PROVIDENCE C/O NEXTERA	1230		2025-01-02	2025-10-29	1505	0.16387	0.16287	245.12	0.04166667	10.21	255.33	246.62	10.28	256.90	1.57	255.33
CITY OF PROVIDENCE C/O NEXTERA	1230		2025-01-02	2025-10-30	2369	0.16387	0.16287	385.84	0.04166667	16.08	401.92	388.21	16.18	404.38	2.47	401.92
TOWN OF NARRAGANSETT NEXTERA	1234		2025-01-02	2025-10-29	810	0.16387	0.16287	131.92	0.04166667	5.50	137.42	132.73	5.53	138.27	0.84	137.42
CITY OF PROVIDENCE C/O NEXTERA	1230		2025-01-02	2025-10-29	2546	0.16387	0.16287	414.67	0.04166667	17.28	431.94	417.21	17.38	434.60	2.65	431.94
TOWN OF NARRAGANSETT NEXTERA	1234		2025-01-02	2025-10-30	2698	0.16387	0.16287	439.42	0.04166667	18.31	457.73	442.12	18.42	460.54	2.81	457.73
CITY OF PROVIDENCE C/O NEXTERA	1230		2025-01-02	2025-10-30	1062	0.16387	0.16287	172.97	0.04166667	7.21	180.17	174.03	7.25	181.28	1.11	180.17
CITY OF PROVIDENCE C/O NEXTERA	1230		2025-01-02	2025-10-29	2961	0.16387	0.16287	482.26	0.04166667	20.09	502.35	485.22	20.22	505.44	3.08	502.35
TOWN OF NARRAGANSETT NEXTERA	1234		2025-01-02	2025-10-29	1512	0.16387	0.16287	246.26	0.04166667	10.26	256.52	247.77	10.32	258.10	1.58	256.52
TOWN OF NARRAGANSETT NEXTERA	1234		2025-01-02	2025-10-29	1828	0.16387	0.16287	297.73	0.04166667	12.41	310.13	299.55	12.48	312.04	1.90	310.13
CITY OF PROVIDENCE C/O NEXTERA	1230		2024-12-31	2025-10-29	2708	0.16387	0.16044	434.47	0.04166667	18.10	452.57	443.76	18.49	462.25	9.68	452.57
CITY OF PROVIDENCE C/O NEXTERA	1230		2024-12-31	2025-10-30	1874	0.16387	0.16287	305.22	0.04166667	12.72	317.94	307.09	12.80	319.89	1.95	317.94
CITY OF PROVIDENCE C/O NEXTERA	1230		2024-12-31	2025-10-29	1372	0.16387	0.16287	223.46	0.04166667	9.31	232.77	224.83	9.37	234.20	1.43	232.77
CITY OF PROVIDENCE C/O NEXTERA	1230		2024-12-31	2025-10-28	1457	0.16387	0.16287	237.30	0.04166667	9.89	247.19	238.76	9.95	248.71	1.52	247.19

Supplier Name	Supplier Code	Bill Account REDACTED	Rdg From	Rdg To	Total kWh Usage	POLR Rate Billed	Supp Rate Price	Corrected Energy Chg	Gross Earnings Tax Rate	New Tax Amt	Total Corrected Amt	Amt Billed on POLR Rate	Orig Tax	Total Actual Billed on POLR	Customer Adjusted Amount	Supplier Adjustment Amount
CITY OF PROVIDENCE C/O NEXTERA	1230		2024-12-31	2025-10-28	1173	0.16387	0.16287	191.05	0.04166667	7.96	199.01	192.22	8.01	200.23	1.22	199.01
CITY OF PROVIDENCE C/O NEXTERA	1230		2024-12-31	2025-10-29	2867	0.16387	0.16287	466.95	0.04166667	19.46	486.40	469.82	19.58	489.39	2.99	486.40
CITY OF PROVIDENCE C/O NEXTERA	1230		2024-12-31	2025-10-29	1228	0.16387	0.16287	200.00	0.04166667	8.33	208.34	201.23	8.38	209.62	1.28	208.34
CITY OF PROVIDENCE C/O NEXTERA	1230		2024-12-31	2025-10-29	2006	0.16387	0.16287	326.72	0.04166667	13.61	340.33	328.72	13.70	342.42	2.09	340.33
CITY OF PROVIDENCE C/O NEXTERA	1230		2024-12-31	2025-10-28	1847	0.16387	0.16287	300.82	0.04166667	12.53	313.36	302.67	12.61	315.28	1.92	313.36
CITY OF PROVIDENCE C/O NEXTERA	1230		2024-12-31	2025-10-28	787	0.16387	0.16287	128.18	0.04166667	5.34	133.52	128.97	5.37	134.34	0.82	133.52
CITY OF PROVIDENCE C/O NEXTERA	1230		2024-12-31	2025-10-28	1802	0.16387	0.16287	293.49	0.04166667	12.23	305.72	295.29	12.30	307.60	1.88	305.72
CITY OF PROVIDENCE C/O NEXTERA	1230		2024-12-31	2025-10-29	1069	0.16387	0.16287	174.11	0.04166667	7.25	181.36	175.18	7.30	182.48	1.11	181.36
CITY OF PROVIDENCE C/O NEXTERA	1230		2024-12-31	2025-10-29	1041	0.16387	0.16287	169.55	0.04166667	7.06	176.61	170.59	7.11	177.70	1.08	176.61
CITY OF PROVIDENCE C/O NEXTERA	1230		2024-12-31	2025-10-29	1537	0.16387	0.16287	250.33	0.04166667	10.43	260.76	251.87	10.49	262.36	1.60	260.76
CITY OF PROVIDENCE C/O NEXTERA	1230		2024-12-31	2025-10-29	1554	0.16387	0.16287	253.10	0.04166667	10.55	263.65	254.65	10.61	265.26	1.62	263.65
CITY OF PROVIDENCE C/O NEXTERA	1230		2024-12-31	2025-10-29	2191	0.16387	0.16287	356.85	0.04166667	14.87	371.72	359.04	14.96	374.00	2.28	371.72
CITY OF PROVIDENCE C/O NEXTERA	1230		2024-12-31	2025-10-29	2147	0.16387	0.16287	349.68	0.04166667	14.57	364.25	351.83	14.66	366.49	2.24	364.25
CITY OF PROVIDENCE C/O NEXTERA	1230		2024-12-31	2025-10-28	1427	0.16387	0.16287	232.42	0.04166667	9.68	242.10	233.84	9.74	243.59	1.49	242.10
CITY OF PROVIDENCE C/O NEXTERA	1230		2024-12-31	2025-10-28	1537	0.16387	0.16287	250.33	0.04166667	10.43	260.76	251.87	10.49	262.36	1.60	260.76
CITY OF PROVIDENCE C/O NEXTERA	1230		2024-12-31	2025-10-28	51	0.16387	0.16287	8.31	0.04166667	0.35	8.65	8.36	0.35	8.71	0.05	8.65
CITY OF PROVIDENCE C/O NEXTERA	1230		2024-12-31	2025-10-29	1033	0.16387	0.16287	168.24	0.04166667	7.01	175.25	169.28	7.05	176.33	1.08	175.25
CITY OF PROVIDENCE C/O NEXTERA	1230		2024-12-31	2025-10-29	1017	0.16387	0.16287	165.64	0.04166667	6.90	172.54	166.66	6.94	173.60	1.06	172.54
CITY OF PROVIDENCE C/O NEXTERA	1230		2024-12-31	2025-10-29	1440	0.16387	0.16287	234.53	0.04166667	9.77	244.31	235.97	9.83	245.81	1.50	244.31
CITY OF PROVIDENCE C/O NEXTERA	1230		2024-12-31	2025-10-29	1501	0.16387	0.16287	244.47	0.04166667	10.19	254.65	245.97	10.25	256.22	1.56	254.65
CITY OF PROVIDENCE C/O NEXTERA	1230		2024-12-31	2025-10-29	731	0.16387	0.16287	119.06	0.04166667	4.96	124.02	119.79	4.99	124.78	0.76	124.02
CITY OF PROVIDENCE C/O NEXTERA	1230		2024-12-31	2025-10-29	1095	0.16387	0.16287	178.34	0.04166667	7.43	185.77	179.44	7.48	186.91	1.14	185.77
CITY OF PROVIDENCE C/O NEXTERA	1230		2024-12-31	2025-10-29	1716	0.16387	0.16287	279.48	0.04166667	11.65	291.13	281.20	11.72	292.92	1.79	291.13
CITY OF PROVIDENCE C/O NEXTERA	1230		2024-12-31	2025-10-28	1015	0.16387	0.16287	165.31	0.04166667	6.89	172.20	166.33	6.93	173.26	1.06	172.20
CITY OF PROVIDENCE C/O NEXTERA	1230		2024-12-31	2025-10-28	618	0.16387	0.16287	100.65	0.04166667	4.19	104.85	101.27	4.22	105.49	0.64	104.85
CITY OF PROVIDENCE C/O NEXTERA	1230		2024-12-31	2025-10-29	2085	0.16387	0.16287	339.58	0.04166667	14.15	353.73	341.67	14.24	355.91	2.17	353.73
CITY OF PROVIDENCE C/O NEXTERA	1230		2024-12-31	2025-10-29	1483	0.16387	0.16287	241.54	0.04166667	10.06	251.60	243.02	10.13	253.15	1.54	251.60
CITY OF PROVIDENCE C/O NEXTERA	1230		2024-12-31	2025-10-29	3090	0.16387	0.16287	503.27	0.04166667	20.97	524.24	506.36	21.10	527.46	3.22	524.24
CITY OF PROVIDENCE C/O NEXTERA	1230		2024-12-31	2025-10-29	1907	0.16387	0.16899	322.26	0.04166667	13.43	335.69	312.50	13.02	325.52	(10.17)	335.69
CITY OF PROVIDENCE C/O NEXTERA	1230		2024-12-31	2025-10-28	2225	0.16387	0.16287	362.39	0.04166667	15.10	377.49	364.61	15.19	379.80	2.32	377.49
CITY OF PROVIDENCE C/O NEXTERA	1230		2024-12-31	2025-10-29	3687	0.16387	0.16287	600.50	0.04166667	25.02	625.52	604.19	25.17	629.36	3.84	625.52
CITY OF PROVIDENCE C/O NEXTERA	1230		2024-12-31	2025-10-30	875	0.16387	0.16287	142.51	0.04166667	5.94	148.45	143.39	5.97	149.36	0.91	148.45
CITY OF PROVIDENCE C/O NEXTERA	1230		2024-12-31	2025-10-29	855	0.16387	0.16287	139.25	0.04166667	5.80	145.06	140.11	5.84	145.95	0.89	145.06
CITY OF PROVIDENCE C/O NEXTERA	1230		2024-12-31	2025-10-29	1055	0.16387	0.16287	171.83	0.04166667	7.16	178.99	172.88	7.20	180.09	1.10	178.99
CITY OF PROVIDENCE C/O NEXTERA	1230		2024-12-31	2025-10-29	880	0.16387	0.16287	143.33	0.04166667	5.97	149.30	144.21	6.01	150.21	0.92	149.30
CITY OF PROVIDENCE C/O NEXTERA	1230		2024-12-31	2025-10-28	1673	0.16387	0.16287	272.48	0.04166667	11.35	283.83	274.15	11.42	285.58	1.74	283.83
CITY OF PROVIDENCE C/O NEXTERA	1230		2024-12-31	2025-10-29	818	0.16387	0.16287	133.23	0.04166667	5.55	138.78	134.05	5.59	139.63	0.85	138.78
CITY OF PROVIDENCE C/O NEXTERA	1230		2024-12-31	2025-10-29	1502	0.16387	0.16287	244.63	0.04166667	10.19	254.82	246.13	10.26	256.39	1.56	254.82
CITY OF PROVIDENCE C/O NEXTERA	1230		2024-12-31	2025-10-29	2282	0.16387	0.16287	371.67	0.04166667	15.49	387.16	373.95	15.58	389.53	2.38	387.16
CITY OF PROVIDENCE C/O NEXTERA	1230		2024-12-31	2025-10-29	851	0.16387	0.16287	138.60	0.04166667	5.78	144.38	139.45	5.81	145.26	0.89	144.38
CITY OF PROVIDENCE C/O NEXTERA	1230		2024-12-31	2025-10-28	1221	0.16387	0.16287	198.86	0.04166667	8.29	207.15	200.09	8.34	208.42	1.27	207.15
CITY OF PROVIDENCE C/O NEXTERA	1230		2024-12-31	2025-10-28	1600	0.16387	0.16287	260.59	0.04166667	10.86	271.45	262.19	10.92	273.12	1.67	271.45
CITY OF PROVIDENCE C/O NEXTERA	1230		2024-12-31	2025-10-29	1579	0.16387	0.16287	257.17	0.04166667	10.72	267.89	258.75	10.78	269.53	1.64	267.89
CITY OF PROVIDENCE C/O NEXTERA	1230		2024-12-31	2025-10-29	1525	0.16387	0.16287	248.38	0.04166667	10.35	258.73	249.90	10.41	260.31	1.59	258.73
CITY OF PROVIDENCE C/O NEXTERA	1230		2024-12-31	2025-10-28	3148	0.16387	0.16287	512.71	0.04166667	21.36	534.08	515.86	21.49	537.36	3.28	534.08
CITY OF PROVIDENCE C/O NEXTERA	1230		2024-12-31	2025-10-28	876	0.16387	0.16287	142.67	0.04166667	5.94	148.62	143.55	5.98	149.53	0.91	148.62
CITY OF PROVIDENCE C/O NEXTERA	1230		2024-12-31	2025-10-29	486	0.16387	0.16287	79.15	0.04166667	3.30	82.45	79.64	3.32	82.96	0.51	82.45
CITY OF PROVIDENCE C/O NEXTERA	1230		2024-12-31	2025-10-28	1116	0.16387	0.16287	181.76	0.04166667	7.57	189.34	182.88	7.62	190.50	1.16	189.34
CITY OF PROVIDENCE C/O NEXTERA	1230		2024-12-31	2025-10-29	1258	0.16387	0.16287	204.89	0.04166667	8.54	213.43	206.15	8.59	214.74	1.31	213.43
CITY OF PROVIDENCE C/O NEXTERA	1230		2024-12-31	2025-10-28	1226	0.16387	0.16287	199.68	0.04166667	8.32	208.00	200.90	8.37	209.28	1.28	208.00

Supplier Name	Supplier Code	Bill Account REDACTED	Rdg From	Rdg To	Total kWh Usage	POLR Rate Billed	Supp Rate Price	Corrected Energy Chg	Gross Earnings Tax Rate	New Tax Amt	Total Corrected Amt	Amt Billed on POLR Rate	Orig Tax	Total Actual Billed on POLR	Customer Adjusted Amount	Supplier Adjustment Amount
CITY OF PROVIDENCE C/O NEXTERA	1230		2024-12-31	2025-10-28	1478	0.16387	0.16287	240.72	0.04166667	10.03	250.75	242.20	10.09	252.29	1.54	250.75
CITY OF PROVIDENCE C/O NEXTERA	1230		2024-12-31	2025-10-28	1523	0.16387	0.16287	248.05	0.04166667	10.34	258.39	249.57	10.40	259.97	1.59	258.39
CITY OF PROVIDENCE C/O NEXTERA	1230		2024-12-31	2025-10-29	914	0.16387	0.16287	148.86	0.04166667	6.20	155.07	149.78	6.24	156.02	0.95	155.07
CITY OF PROVIDENCE C/O NEXTERA	1230		2024-12-31	2025-10-28	314	0.16387	0.16287	51.14	0.04166667	2.13	53.27	51.46	2.14	53.60	0.33	53.27
CITY OF PROVIDENCE C/O NEXTERA	1230		2024-12-31	2025-10-29	959	0.16387	0.16899	162.06	0.04166667	6.75	168.81	157.15	6.55	163.70	(5.11)	168.81
CITY OF PROVIDENCE C/O NEXTERA	1230		2024-12-31	2025-10-29	928	0.16387	0.16287	151.14	0.04166667	6.30	157.44	152.07	6.34	158.41	0.97	157.44
CITY OF PROVIDENCE C/O NEXTERA	1230		2024-12-31	2025-10-29	544	0.16387	0.16287	88.60	0.04166667	3.69	92.29	89.15	3.71	92.86	0.57	92.29
CITY OF PROVIDENCE C/O NEXTERA	1230		2024-12-31	2025-10-29	1504	0.16387	0.16287	244.96	0.04166667	10.21	255.16	246.46	10.27	256.73	1.57	255.16
CITY OF PROVIDENCE C/O NEXTERA	1230		2024-12-31	2025-10-30	2003	0.16387	0.16287	326.23	0.04166667	13.59	339.82	328.23	13.68	341.91	2.09	339.82
CITY OF PROVIDENCE C/O NEXTERA	1230		2024-12-31	2025-10-28	1541	0.16387	0.16287	250.98	0.04166667	10.46	261.44	252.52	10.52	263.05	1.61	261.44
CITY OF PROVIDENCE C/O NEXTERA	1230		2024-12-31	2025-10-30	1593	0.16387	0.16287	259.45	0.04166667	10.81	270.26	261.04	10.88	271.92	1.66	270.26
CITY OF PROVIDENCE C/O NEXTERA	1230		2024-12-31	2025-10-29	911	0.16387	0.16287	148.37	0.04166667	6.18	154.56	149.29	6.22	155.51	0.95	154.56
TOWN OF BARRINGTON C/O NEXTERA	1228		2024-12-31	2025-10-28	192	0.16387	0.16287	31.27	0.04166667	1.30	32.57	31.46	1.31	32.77	0.20	32.57
CITY OF PROVIDENCE C/O NEXTERA	1230		2024-12-31	2025-10-29	2080	0.16387	0.16287	338.77	0.04166667	14.12	352.89	340.85	14.20	355.05	2.17	352.89
CITY OF PROVIDENCE C/O NEXTERA	1230		2024-12-31	2025-10-29	1679	0.16387	0.16287	273.46	0.04166667	11.39	284.85	275.14	11.46	286.60	1.75	284.85
CITY OF PROVIDENCE C/O NEXTERA	1230		2024-12-31	2025-10-29	3096	0.16387	0.16287	504.25	0.04166667	21.01	525.26	507.34	21.14	528.48	3.23	525.26
CITY OF PROVIDENCE C/O NEXTERA	1230		2024-12-31	2025-10-30	3129	0.16387	0.16287	509.62	0.04166667	21.23	530.85	512.75	21.36	534.11	3.26	530.85
CITY OF PROVIDENCE C/O NEXTERA	1230		2024-12-31	2025-10-29	1622	0.16387	0.16287	264.18	0.04166667	11.01	275.18	265.80	11.07	276.87	1.69	275.18
CITY OF PROVIDENCE C/O NEXTERA	1230		2024-12-31	2025-10-29	738	0.16387	0.16287	120.20	0.04166667	5.01	125.21	120.94	5.04	125.98	0.77	125.21
CITY OF PROVIDENCE C/O NEXTERA	1230		2024-12-31	2025-10-29	0	0.16387	0.16287	-	0.04166667	-	-	-	-	-	-	-
CITY OF PROVIDENCE C/O NEXTERA	1230		2024-12-31	2025-10-28	1723	0.16387	0.16287	280.63	0.04166667	11.69	292.32	282.35	11.76	294.11	1.79	292.32
CITY OF PROVIDENCE C/O NEXTERA	1230		2024-12-31	2025-10-29	764	0.16387	0.16287	124.43	0.04166667	5.18	129.62	125.20	5.22	130.41	0.80	129.62
CITY OF PROVIDENCE C/O NEXTERA	1230		2024-12-31	2025-10-28	1218	0.16387	0.16287	198.38	0.04166667	8.27	206.64	199.59	8.32	207.91	1.27	206.64
CITY OF PROVIDENCE C/O NEXTERA	1230		2024-12-31	2025-10-29	2204	0.16387	0.16287	358.97	0.04166667	14.96	373.92	361.17	15.05	376.22	2.30	373.92
CITY OF PROVIDENCE C/O NEXTERA	1230		2024-12-31	2025-10-29	863	0.16387	0.16287	140.56	0.04166667	5.86	146.41	141.42	5.89	147.31	0.90	146.41
CITY OF PROVIDENCE C/O NEXTERA	1230		2024-12-31	2025-10-29	1499	0.16387	0.16287	244.14	0.04166667	10.17	254.31	245.64	10.24	255.88	1.56	254.31
CITY OF PROVIDENCE C/O NEXTERA	1230		2024-12-31	2025-10-30	3591	0.16387	0.16287	584.87	0.04166667	24.37	609.24	588.46	24.52	612.98	3.74	609.24
CITY OF PROVIDENCE C/O NEXTERA	1230		2024-12-31	2025-10-29	1726	0.16387	0.16287	281.11	0.04166667	11.71	292.83	282.84	11.78	294.62	1.80	292.83
CITY OF PROVIDENCE C/O NEXTERA	1230		2024-12-31	2025-10-28	2048	0.16387	0.16287	333.56	0.04166667	13.90	347.46	335.61	13.98	349.59	2.13	347.46
CITY OF PROVIDENCE C/O NEXTERA	1230		2024-12-31	2025-10-29	2209	0.16387	0.16287	359.78	0.04166667	14.99	374.77	361.99	15.08	377.07	2.30	374.77
CITY OF PROVIDENCE C/O NEXTERA	1230		2024-12-31	2025-10-29	1629	0.16387	0.16287	265.32	0.04166667	11.05	276.37	266.94	11.12	278.07	1.70	276.37
CITY OF PROVIDENCE C/O NEXTERA	1230		2024-12-31	2025-10-28	2372	0.16387	0.16287	386.33	0.04166667	16.10	402.42	388.70	16.20	404.90	2.47	402.42
CITY OF PROVIDENCE C/O NEXTERA	1230		2024-12-31	2025-10-29	927	0.16387	0.16287	150.98	0.04166667	6.29	157.27	151.91	6.33	158.24	0.97	157.27
CITY OF PROVIDENCE C/O NEXTERA	1230		2024-12-31	2025-10-29	1047	0.16387	0.16287	170.52	0.04166667	7.11	177.63	171.57	7.15	178.72	1.09	177.63
CITY OF PROVIDENCE C/O NEXTERA	1230		2024-12-31	2025-10-29	2599	0.16387	0.16287	423.30	0.04166667	17.64	440.94	425.90	17.75	443.64	2.71	440.94
CITY OF PROVIDENCE C/O NEXTERA	1230		2024-12-31	2025-10-29	1264	0.16387	0.16287	205.87	0.04166667	8.58	214.45	207.13	8.63	215.76	1.32	214.45
CITY OF PROVIDENCE C/O NEXTERA	1230		2024-12-31	2025-10-28	2304	0.16387	0.16287	375.25	0.04166667	15.64	390.89	377.56	15.73	393.29	2.40	390.89
CITY OF PROVIDENCE C/O NEXTERA	1230		2024-12-31	2025-10-29	865	0.16387	0.16287	140.88	0.04166667	5.87	146.75	141.75	5.91	147.65	0.90	146.75
CITY OF PROVIDENCE C/O NEXTERA	1230		2024-12-31	2025-10-29	1701	0.16387	0.16287	277.04	0.04166667	11.54	288.59	278.74	11.61	290.36	1.77	288.59
CITY OF PROVIDENCE C/O NEXTERA	1230		2024-12-31	2025-10-29	795	0.16387	0.16287	129.48	0.04166667	5.40	134.88	130.28	5.43	135.70	0.83	134.88
CITY OF PROVIDENCE C/O NEXTERA	1230		2024-12-31	2025-10-28	2969	0.16387	0.16287	483.56	0.04166667	20.15	503.71	486.53	20.27	506.80	3.09	503.71
CITY OF PROVIDENCE C/O NEXTERA	1230		2024-12-31	2025-10-29	2632	0.16387	0.16287	428.67	0.04166667	17.86	446.54	431.31	17.97	449.28	2.74	446.54
CITY OF PROVIDENCE C/O NEXTERA	1230		2024-12-31	2025-10-30	2577	0.16387	0.16287	419.72	0.04166667	17.49	437.20	422.29	17.60	439.89	2.68	437.20
CITY OF PROVIDENCE C/O NEXTERA	1230		2024-12-31	2025-10-29	2964	0.16387	0.16287	482.75	0.04166667	20.11	502.86	485.71	20.24	505.95	3.09	502.86
CITY OF PROVIDENCE C/O NEXTERA	1230		2024-12-31	2025-10-29	1442	0.16387	0.16287	234.86	0.04166667	9.79	244.64	236.30	9.85	246.15	1.50	244.64
CITY OF PROVIDENCE C/O NEXTERA	1230		2024-12-31	2025-10-28	909	0.16387	0.16287	148.05	0.04166667	6.17	154.22	148.96	6.21	155.16	0.95	154.22
CITY OF PROVIDENCE C/O NEXTERA	1230		2024-12-31	2025-10-29	1025	0.16387	0.16287	166.94	0.04166667	6.96	173.90	167.97	7.00	174.97	1.07	173.90
CITY OF PROVIDENCE C/O NEXTERA	1230		2024-12-31	2025-10-29	3564	0.16387	0.16287	580.47	0.04166667	24.19	604.65	584.03	24.33	608.37	3.71	604.65
CITY OF PROVIDENCE C/O NEXTERA	1230		2024-12-31	2025-10-29	2418	0.16387	0.16287	393.82	0.04166667	16.41	410.23	396.24	16.51	412.75	2.52	410.23
CITY OF PROVIDENCE C/O NEXTERA	1230		2024-12-31	2025-10-28	1015	0.16387	0.16287	165.31	0.04166667	6.89	172.20	166.33	6.93	173.26	1.06	172.20

Supplier Name	Supplier Code	Bill Account REDACTED	Rdg From	Rdg To	Total kWh Usage	POLR Rate Billed	Supp Rate Price	Corrected Energy Chg	Gross Earnings Tax Rate	New Tax Amt	Total Corrected Amt	Amt Billed on POLR Rate	Orig Tax	Total Actual Billed on POLR	Customer Adjusted Amount	Supplier Adjustment Amount
CITY OF PROVIDENCE C/O NEXTERA	1230		2024-12-31	2025-10-28	1299	0.16387	0.16287	211.57	0.04166667	8.82	220.38	212.87	8.87	221.74	1.35	220.38
CITY OF PROVIDENCE C/O NEXTERA	1230		2024-12-31	2025-10-29	1745	0.16387	0.16287	284.21	0.04166667	11.84	296.05	285.95	11.91	297.87	1.82	296.05
CITY OF PROVIDENCE C/O NEXTERA	1230		2024-12-31	2025-10-29	771	0.16387	0.16287	125.57	0.04166667	5.23	130.80	126.34	5.26	131.61	0.80	130.80
CITY OF PROVIDENCE C/O NEXTERA	1230		2024-12-31	2025-10-29	1252	0.16387	0.16287	203.91	0.04166667	8.50	212.41	205.17	8.55	213.71	1.30	212.41
CITY OF PROVIDENCE C/O NEXTERA	1230		2024-12-31	2025-10-29	1538	0.16387	0.16287	250.49	0.04166667	10.44	260.93	252.03	10.50	262.53	1.60	260.93
CITY OF PROVIDENCE C/O NEXTERA	1230		2024-12-31	2025-10-29	1256	0.16387	0.16287	204.56	0.04166667	8.52	213.09	205.82	8.58	214.40	1.31	213.09
CITY OF PROVIDENCE C/O NEXTERA	1230		2024-12-31	2025-10-29	199	0.16387	0.16287	32.41	0.04166667	1.35	33.76	32.61	1.36	33.97	0.21	33.76
CITY OF PROVIDENCE C/O NEXTERA	1230		2024-12-31	2025-10-30	854	0.16387	0.16287	139.09	0.04166667	5.80	144.89	139.94	5.83	145.78	0.89	144.89
CITY OF PROVIDENCE C/O NEXTERA	1230		2024-12-31	2025-10-28	1845	0.16387	0.16287	300.50	0.04166667	12.52	313.02	302.34	12.60	314.94	1.92	313.02
CITY OF PROVIDENCE C/O NEXTERA	1230		2024-12-31	2025-10-28	1671	0.16387	0.16287	272.16	0.04166667	11.34	283.50	273.83	11.41	285.24	1.74	283.50
CITY OF PROVIDENCE C/O NEXTERA	1230		2024-12-31	2025-10-29	2099	0.16387	0.16287	341.86	0.04166667	14.24	356.11	343.96	14.33	358.29	2.19	356.11
CITY OF PROVIDENCE C/O NEXTERA	1230		2024-12-31	2025-10-28	1127	0.16387	0.16287	183.55	0.04166667	7.65	191.20	184.68	7.70	192.38	1.17	191.20
CITY OF PROVIDENCE C/O NEXTERA	1230		2024-12-31	2025-10-29	3032	0.16387	0.16287	493.82	0.04166667	20.58	514.40	496.85	20.70	517.56	3.16	514.40
CITY OF PROVIDENCE C/O NEXTERA	1230		2024-12-31	2025-10-29	1620	0.16387	0.16287	263.85	0.04166667	10.99	274.84	265.47	11.06	276.53	1.69	274.84
CITY OF PROVIDENCE C/O NEXTERA	1230		2024-12-31	2025-10-28	1623	0.16387	0.16287	264.34	0.04166667	11.01	275.35	265.96	11.08	277.04	1.69	275.35
CITY OF PROVIDENCE C/O NEXTERA	1230		2024-12-31	2025-10-29	2117	0.16387	0.16287	344.80	0.04166667	14.37	359.16	346.91	14.45	361.37	2.21	359.16
CITY OF PROVIDENCE C/O NEXTERA	1230		2024-12-31	2025-10-29	1696	0.16387	0.19327	327.79	0.04166667	13.66	341.44	277.92	11.58	289.50	(51.94)	341.44
CITY OF PROVIDENCE C/O NEXTERA	1230		2024-12-31	2025-10-29	1548	0.16387	0.16287	252.12	0.04166667	10.51	262.63	253.67	10.57	264.24	1.61	262.63
CITY OF PROVIDENCE C/O NEXTERA	1230		2024-12-31	2025-10-28	714	0.16387	0.16287	116.29	0.04166667	4.85	121.13	117.00	4.88	121.88	0.74	121.13
CITY OF PROVIDENCE C/O NEXTERA	1230		2024-12-31	2025-10-30	523	0.16387	0.16287	85.18	0.04166667	3.55	88.73	85.70	3.57	89.28	0.54	88.73
CITY OF PROVIDENCE C/O NEXTERA	1230		2024-12-31	2025-10-29	921	0.16387	0.16287	150.00	0.04166667	6.25	156.25	150.92	6.29	157.21	0.96	156.25
CITY OF PROVIDENCE C/O NEXTERA	1230		2024-12-31	2025-10-29	1026	0.16387	0.16287	167.10	0.04166667	6.96	174.07	168.13	7.01	175.14	1.07	174.07
CITY OF PROVIDENCE C/O NEXTERA	1230		2024-12-31	2025-10-28	1230	0.16387	0.16287	200.33	0.04166667	8.35	208.68	201.56	8.40	209.96	1.28	208.68
CITY OF PROVIDENCE C/O NEXTERA	1230		2024-12-31	2025-10-29	2188	0.16387	0.16287	356.36	0.04166667	14.85	371.21	358.55	14.94	373.49	2.28	371.21
CITY OF PROVIDENCE C/O NEXTERA	1230		2024-12-31	2025-10-29	2492	0.16387	0.16287	405.87	0.04166667	16.91	422.78	408.36	17.02	425.38	2.60	422.78
CITY OF PROVIDENCE C/O NEXTERA	1230		2024-12-31	2025-10-29	2492	0.16387	0.16287	405.87	0.04166667	16.91	422.78	408.36	17.02	425.38	2.60	422.78
CITY OF PROVIDENCE C/O NEXTERA	1230		2024-12-31	2025-10-28	845	0.16387	0.16287	137.63	0.04166667	5.73	143.36	138.47	5.77	144.24	0.88	143.36
CITY OF PROVIDENCE C/O NEXTERA	1230		2024-12-31	2025-10-29	1781	0.16387	0.16287	290.07	0.04166667	12.09	302.16	291.85	12.16	304.01	1.86	302.16
CITY OF PROVIDENCE C/O NEXTERA	1230		2024-12-31	2025-10-28	1433	0.16387	0.16287	233.39	0.04166667	9.72	243.12	234.83	9.78	244.61	1.49	243.12
CITY OF PROVIDENCE C/O NEXTERA	1230		2024-12-31	2025-10-29	2847	0.16387	0.16287	463.69	0.04166667	19.32	483.01	466.54	19.44	485.98	2.97	483.01
CITY OF PROVIDENCE C/O NEXTERA	1230		2024-12-31	2025-10-29	5113	0.16387	0.16287	832.75	0.04166667	34.70	867.45	837.87	34.91	872.78	5.33	867.45
CITY OF PROVIDENCE C/O NEXTERA	1230		2024-12-31	2025-10-29	1902	0.16387	0.16287	309.78	0.04166667	12.91	322.69	311.68	12.99	324.67	1.98	322.69
CITY OF PROVIDENCE C/O NEXTERA	1230		2024-12-31	2025-10-29	3008	0.16387	0.16287	489.91	0.04166667	20.41	510.33	492.92	20.54	513.46	3.13	510.33
TOWN OF BARRINGTON C/O NEXTERA	1228		2024-12-31	2025-10-28	1137	0.16387	0.16287	185.18	0.04166667	7.72	192.90	186.32	7.76	194.08	1.18	192.90
CITY OF PROVIDENCE C/O NEXTERA	1230		2024-12-31	2025-10-29	2226	0.16387	0.16287	362.55	0.04166667	15.11	377.65	364.77	15.20	379.97	2.32	377.65
CITY OF PROVIDENCE C/O NEXTERA	1230		2024-12-31	2025-10-31	873	0.16387	0.16287	142.19	0.04166667	5.92	148.11	143.06	5.96	149.02	0.91	148.11
CITY OF PROVIDENCE C/O NEXTERA	1230		2024-12-31	2025-10-29	2992	0.16387	0.16287	487.31	0.04166667	20.30	507.61	490.30	20.43	510.73	3.12	507.61
CITY OF PROVIDENCE C/O NEXTERA	1230		2024-12-31	2025-10-28	577	0.16387	0.16287	93.98	0.04166667	3.92	97.89	94.55	3.94	98.49	0.60	97.89
CITY OF PROVIDENCE C/O NEXTERA	1230		2024-12-31	2025-10-29	3470	0.16387	0.16287	565.16	0.04166667	23.55	588.71	568.63	23.69	592.32	3.61	588.71
CITY OF PROVIDENCE C/O NEXTERA	1230		2024-12-31	2025-10-29	1982	0.16387	0.16287	322.81	0.04166667	13.45	336.26	324.79	13.53	338.32	2.06	336.26
CITY OF PROVIDENCE C/O NEXTERA	1230		2024-12-31	2025-10-29	1538	0.16387	0.16287	250.49	0.04166667	10.44	260.93	252.03	10.50	262.53	1.60	260.93
CITY OF PROVIDENCE C/O NEXTERA	1230		2024-12-31	2025-10-29	1414	0.16387	0.16287	230.30	0.04166667	9.60	239.89	231.71	9.65	241.37	1.47	239.89
CITY OF PROVIDENCE C/O NEXTERA	1230		2024-12-31	2025-10-29	492	0.16387	0.16287	80.13	0.04166667	3.34	83.47	80.62	3.36	83.98	0.51	83.47
CITY OF PROVIDENCE C/O NEXTERA	1230		2024-12-31	2025-10-29	936	0.16387	0.16287	152.45	0.04166667	6.35	158.80	153.38	6.39	159.77	0.98	158.80
TOWN OF BARRINGTON C/O NEXTERA	1228		2024-12-31	2025-10-28	2825	0.16387	0.16287	460.11	0.04166667	19.17	479.28	462.93	19.29	482.22	2.94	479.28
CITY OF PROVIDENCE C/O NEXTERA	1230		2024-12-31	2025-10-29	0	0.16387	0.16287	-	0.04166667	-	-	-	-	-	-	-
CITY OF PROVIDENCE C/O NEXTERA	1230		2024-12-31	2025-10-29	863	0.16387	0.16287	140.56	0.04166667	5.86	146.41	141.42	5.89	147.31	0.90	146.41
CITY OF PROVIDENCE C/O NEXTERA	1230		2024-12-31	2025-10-29	1309	0.16387	0.16287	213.20	0.04166667	8.88	222.08	214.51	8.94	223.44	1.36	222.08
CITY OF PROVIDENCE C/O NEXTERA	1230		2024-12-31	2025-10-30	2733	0.16387	0.16287	445.12	0.04166667	18.55	463.67	447.86	18.66	466.52	2.85	463.67
CITY OF PROVIDENCE C/O NEXTERA	1230		2024-12-31	2025-10-29	3075	0.16387	0.16287	500.83	0.04166667	20.87	521.69	503.90	21.00	524.90	3.20	521.69

Supplier Name	Supplier Code	Bill Account REDACTED	Rdg From	Rdg To	Total kWh Usage	POLR Rate Billed	Supp Rate Price	Corrected Energy Chg	Gross Earnings Tax Rate	New Tax Amt	Total Corrected Amt	Amt Billed on POLR Rate	Orig Tax	Total Actual Billed on POLR	Customer Adjusted Amount	Supplier Adjustment Amount
CITY OF PROVIDENCE C/O NEXTERA	1230		2024-12-31	2025-10-29	1430	0.16387	0.16287	232.90	0.04166667	9.70	242.61	234.33	9.76	244.10	1.49	242.61
CITY OF PROVIDENCE C/O NEXTERA	1230		2024-12-31	2025-10-29	1947	0.16387	0.16287	317.11	0.04166667	13.21	330.32	319.05	13.29	332.35	2.03	330.32
CITY OF PROVIDENCE C/O NEXTERA	1230		2024-12-31	2025-10-28	948	0.16387	0.16287	154.40	0.04166667	6.43	160.83	155.35	6.47	161.82	0.99	160.83
CITY OF PROVIDENCE C/O NEXTERA	1230		2024-12-31	2025-10-29	1450	0.16387	0.16287	236.16	0.04166667	9.84	246.00	237.61	9.90	247.51	1.51	246.00
CITY OF PROVIDENCE C/O NEXTERA	1230		2024-12-31	2025-10-28	2671	0.16387	0.16287	435.03	0.04166667	18.13	453.15	437.70	18.24	455.93	2.78	453.15
CITY OF PROVIDENCE C/O NEXTERA	1230		2024-12-31	2025-10-29	1920	0.16387	0.16287	312.71	0.04166667	13.03	325.74	314.63	13.11	327.74	2.00	325.74
CITY OF PROVIDENCE C/O NEXTERA	1230		2024-12-31	2025-10-29	691	0.16387	0.16287	112.54	0.04166667	4.69	117.23	113.23	4.72	117.95	0.72	117.23
CITY OF PROVIDENCE C/O NEXTERA	1230		2024-12-31	2025-10-28	1302	0.16387	0.16287	212.06	0.04166667	8.84	220.89	213.36	8.89	222.25	1.36	220.89
CITY OF PROVIDENCE C/O NEXTERA	1230		2024-12-31	2025-10-29	2377	0.16387	0.16287	387.14	0.04166667	16.13	403.27	389.52	16.23	405.75	2.48	403.27
CITY OF PROVIDENCE C/O NEXTERA	1230		2024-12-31	2025-10-29	1541	0.16387	0.16287	250.98	0.04166667	10.46	261.44	252.52	10.52	263.05	1.61	261.44
CITY OF PROVIDENCE C/O NEXTERA	1230		2024-12-31	2025-10-28	1686	0.16387	0.16287	274.60	0.04166667	11.44	286.04	276.28	11.51	287.80	1.76	286.04
CITY OF PROVIDENCE C/O NEXTERA	1230		2024-12-31	2025-10-29	1087	0.16387	0.16287	177.04	0.04166667	7.38	184.42	178.13	7.42	185.55	1.13	184.42
CITY OF PROVIDENCE C/O NEXTERA	1230		2024-12-31	2025-10-29	1126	0.16387	0.16287	183.39	0.04166667	7.64	191.03	184.52	7.69	192.21	1.17	191.03
CITY OF PROVIDENCE C/O NEXTERA	1230		2024-12-31	2025-10-29	1740	0.16387	0.19327	336.29	0.04166667	14.01	350.30	285.13	11.88	297.01	(53.29)	350.30
CITY OF PROVIDENCE C/O NEXTERA	1230		2024-12-31	2025-10-29	1793	0.16387	0.16287	292.03	0.04166667	12.17	304.19	293.82	12.24	306.06	1.87	304.19
CITY OF PROVIDENCE C/O NEXTERA	1230		2024-12-31	2025-10-29	950	0.16387	0.16287	154.73	0.04166667	6.45	161.17	155.68	6.49	162.16	0.99	161.17
CITY OF PROVIDENCE C/O NEXTERA	1230		2024-12-31	2025-10-29	1967	0.16387	0.16287	320.37	0.04166667	13.35	333.71	322.33	13.43	335.76	2.05	333.71
CITY OF PROVIDENCE C/O NEXTERA	1230		2024-12-31	2025-10-30	911	0.16387	0.16287	148.37	0.04166667	6.18	154.56	149.29	6.22	155.51	0.95	154.56
CITY OF PROVIDENCE C/O NEXTERA	1230		2024-12-31	2025-10-29	2142	0.16387	0.16287	348.87	0.04166667	14.54	363.40	351.01	14.63	365.63	2.23	363.40
CITY OF PROVIDENCE C/O NEXTERA	1230		2024-12-31	2025-10-29	725	0.16387	0.16287	118.08	0.04166667	4.92	123.00	118.81	4.95	123.76	0.76	123.00
CITY OF PROVIDENCE C/O NEXTERA	1230		2024-12-31	2025-10-30	1500	0.16387	0.16287	244.31	0.04166667	10.18	254.48	245.81	10.24	256.05	1.56	254.48
CITY OF PROVIDENCE C/O NEXTERA	1230		2024-12-31	2025-10-29	813	0.16387	0.16287	132.41	0.04166667	5.52	137.93	133.23	5.55	138.78	0.85	137.93
CITY OF PROVIDENCE C/O NEXTERA	1230		2024-12-31	2025-10-29	423	0.16387	0.16287	68.89	0.04166667	2.87	71.76	69.32	2.89	72.21	0.44	71.76
CITY OF PROVIDENCE C/O NEXTERA	1230		2024-12-31	2025-10-28	1122	0.16387	0.16287	182.74	0.04166667	7.61	190.35	183.86	7.66	191.52	1.17	190.35
CITY OF PROVIDENCE C/O NEXTERA	1230		2024-12-31	2025-10-29	1714	0.16387	0.16287	279.16	0.04166667	11.63	290.79	280.87	11.70	292.58	1.79	290.79
CITY OF PROVIDENCE C/O NEXTERA	1230		2024-12-31	2025-10-29	2606	0.16387	0.16287	424.44	0.04166667	17.68	442.12	427.05	17.79	444.84	2.71	442.12
CITY OF PROVIDENCE C/O NEXTERA	1230		2024-12-31	2025-10-28	1905	0.16387	0.16287	310.27	0.04166667	12.93	323.20	312.17	13.01	325.18	1.98	323.20
CITY OF PROVIDENCE C/O NEXTERA	1230		2024-12-31	2025-10-28	4494	0.16387	0.16287	731.94	0.04166667	30.50	762.44	736.43	30.68	767.12	4.68	762.44
CITY OF PROVIDENCE C/O NEXTERA	1230		2024-12-31	2025-10-29	452	0.16387	0.16287	73.62	0.04166667	3.07	76.68	74.07	3.09	77.16	0.47	76.68
CITY OF PROVIDENCE C/O NEXTERA	1230		2024-12-31	2025-10-29	1495	0.16387	0.16287	243.49	0.04166667	10.15	253.64	244.99	10.21	255.19	1.56	253.64
CITY OF PROVIDENCE C/O NEXTERA	1230		2024-12-31	2025-10-29	638	0.16387	0.16287	103.91	0.04166667	4.33	108.24	104.55	4.36	108.91	0.66	108.24
CITY OF PROVIDENCE C/O NEXTERA	1230		2024-12-31	2025-10-29	2397	0.16387	0.16287	390.40	0.04166667	16.27	406.67	392.80	16.37	409.16	2.50	406.67
CITY OF PROVIDENCE C/O NEXTERA	1230		2024-12-31	2025-10-29	2179	0.16387	0.16287	354.89	0.04166667	14.79	369.68	357.07	14.88	371.95	2.27	369.68
CITY OF PROVIDENCE C/O NEXTERA	1230		2024-12-31	2025-10-30	3564	0.16387	0.16287	580.47	0.04166667	24.19	604.65	584.03	24.33	608.37	3.71	604.65
CITY OF PROVIDENCE C/O NEXTERA	1230		2024-12-31	2025-10-28	1625	0.16387	0.16287	264.66	0.04166667	11.03	275.69	266.29	11.10	277.38	1.69	275.69
CITY OF PROVIDENCE C/O NEXTERA	1230		2024-12-31	2025-10-29	2515	0.16387	0.16287	409.62	0.04166667	17.07	426.69	412.13	17.17	429.31	2.62	426.69
CITY OF PROVIDENCE C/O NEXTERA	1230		2024-12-31	2025-10-28	1313	0.16387	0.16044	210.66	0.04166667	8.78	219.44	215.16	8.97	224.13	4.69	219.44
CITY OF PROVIDENCE C/O NEXTERA	1230		2024-12-31	2025-10-29	1076	0.16387	0.16287	175.25	0.04166667	7.30	182.55	176.32	7.35	183.67	1.12	182.55
CITY OF PROVIDENCE C/O NEXTERA	1230		2024-12-30	2025-10-28	2354	0.16387	0.16287	383.40	0.04166667	15.97	399.37	385.75	16.07	401.82	2.45	399.37
CITY OF PROVIDENCE C/O NEXTERA	1230		2024-12-30	2025-10-28	2016	0.16387	0.16287	328.35	0.04166667	13.68	342.03	330.36	13.77	344.13	2.10	342.03
CITY OF PROVIDENCE C/O NEXTERA	1230		2024-12-30	2025-10-28	1659	0.16387	0.16287	270.20	0.04166667	11.26	281.46	271.86	11.33	283.19	1.73	281.46
CITY OF PROVIDENCE C/O NEXTERA	1230		2024-12-30	2025-10-28	1825	0.16387	0.16287	297.24	0.04166667	12.38	309.62	299.06	12.46	311.52	1.90	309.62
THINK ENERGY RI	0893		2024-12-27	2025-05-28	815	0.16387	0.135	110.03	0.04166667	4.58	114.61	133.55	5.56	139.12	24.51	114.61
SMART ENERGY HOLDINGS LLC	0999		2024-12-27	2025-11-25	827	0.16387	0.158	130.67	0.04166667	5.44	136.11	135.52	5.65	141.17	5.06	136.11
SMART ENERGY HOLDINGS LLC	0999		2024-12-27	2025-11-25	1285	0.16387	0.157	201.75	0.04166667	8.41	210.15	210.57	8.77	219.35	9.20	210.15
THINK ENERGY RI	0893		2024-12-26	2025-11-25	1558	0.16387	0.135	210.33	0.04166667	8.76	219.09	255.31	10.64	265.95	46.85	219.09
CONSTELLATION NEWENERGY INC	0984		2024-12-20	2025-11-21	65	0.16387	0.1221	7.94	0.04166667	0.33	8.27	10.65	0.44	11.10	2.83	8.27
THINK ENERGY RI	0893		2024-12-20	2025-11-21	1305	0.16387	0.135	176.18	0.04166667	7.34	183.52	213.85	8.91	222.76	39.25	183.52
TOWN SQUARE ENERGY RI	0775		2024-12-19	2025-11-21	2562	0.16387	0.2497	639.73	0.04166667	26.66	666.39	419.83	17.49	437.33	(229.06)	666.39
THINK ENERGY RI	0893		2024-12-19	2025-11-19	1526	0.16387	0.1188	181.29	0.04166667	7.55	188.84	250.07	10.42	260.49	71.64	188.84

Supplier Name	Supplier Code	Bill Account REDACTED	Rdg From	Rdg To	Total kWh Usage	POLR Rate Billed	Supp Rate Price	Corrected Energy Chg	Gross Earnings Tax Rate	New Tax Amt	Total Corrected Amt	Amt Billed on POLR Rate	Orig Tax	Total Actual Billed on POLR	Customer Adjusted Amount	Supplier Adjustment Amount
TOWN SQUARE ENERGY RI	0775		2024-12-19	2025-11-21	1849	0.16387	0.2497	461.70	0.04166667	19.24	480.93	303.00	12.62	315.62	(165.31)	480.93
CONSTELLATION NEWENERGY INC	0984		2024-12-19	2025-11-18	0	0.16387	0.1049	-	0.04166667	-	-	-	-	-	-	-
TOWN SQUARE ENERGY RI	0775		2024-12-18	2025-11-17	1367	0.16387	0.1797	245.65	0.04166667	10.24	255.89	224.01	9.33	233.34	(22.54)	255.89
DIRECT ENERGY SERVICES, LLC	0364		2024-12-18	2025-11-18	1284	0.16387	0.1189	152.67	0.04166667	6.36	159.03	210.41	8.77	219.18	60.15	159.03
TOWN SQUARE ENERGY RI	0775		2024-12-16	2025-11-17	3084	0.16387	0.2497	770.07	0.04166667	32.09	802.16	505.38	21.06	526.43	(275.73)	802.16
TOWN SQUARE ENERGY RI	0775		2024-12-16	2025-11-17	1680	0.16387	0.2497	419.50	0.04166667	17.48	436.98	275.30	11.47	286.77	(150.20)	436.98
TOWN SQUARE ENERGY RI	0775		2024-12-16	2025-11-17	2549	0.16387	0.2497	636.49	0.04166667	26.52	663.01	417.70	17.40	435.11	(227.90)	663.01
TOWN SQUARE ENERGY RI	0775		2024-12-16	2025-11-17	2426	0.16387	0.2497	605.77	0.04166667	25.24	631.01	397.55	16.56	414.11	(216.90)	631.01
TOWN SQUARE ENERGY RI	0775		2024-12-16	2025-11-17	4218	0.16387	0.2497	1,053.23	0.04166667	43.88	1,097.12	691.20	28.80	720.00	(377.12)	1,097.12
TOWN SQUARE ENERGY RI	0775		2024-12-16	2025-11-17	2097	0.16387	0.2497	523.62	0.04166667	21.82	545.44	343.64	14.32	357.95	(187.48)	545.44
TOWN SQUARE ENERGY RI	0775		2024-12-16	2025-11-17	2580	0.16387	0.2497	644.23	0.04166667	26.84	671.07	422.78	17.62	440.40	(230.67)	671.07
TOWN SQUARE ENERGY RI	0775		2024-12-16	2025-11-17	3153	0.16387	0.2497	787.30	0.04166667	32.80	820.11	516.68	21.53	538.21	(281.90)	820.11
TOWN SQUARE ENERGY RI	0775		2024-12-16	2025-11-17	1899	0.16387	0.2497	474.18	0.04166667	19.76	493.94	311.19	12.97	324.16	(169.78)	493.94
TOWN SQUARE ENERGY RI	0775		2024-12-16	2025-11-17	2125	0.16387	0.2497	530.61	0.04166667	22.11	552.72	348.22	14.51	362.73	(189.99)	552.72
TOWN SQUARE ENERGY RI	0775		2024-12-16	2025-11-17	1946	0.16387	0.2497	485.92	0.04166667	20.25	506.16	318.89	13.29	332.18	(173.98)	506.16
TOWN SQUARE ENERGY RI	0775		2024-12-16	2025-11-17	1830	0.16387	0.2497	456.95	0.04166667	19.04	475.99	299.88	12.50	312.38	(163.61)	475.99
TOWN SQUARE ENERGY RI	0775		2024-12-16	2025-11-17	2146	0.16387	0.2497	535.86	0.04166667	22.33	558.18	351.67	14.65	366.32	(191.87)	558.18
TOWN SQUARE ENERGY RI	0775		2024-12-16	2025-11-17	1506	0.16387	0.2497	376.05	0.04166667	15.67	391.72	246.79	10.28	257.07	(134.65)	391.72
TOWN SQUARE ENERGY RI	0775		2024-12-16	2025-11-17	2475	0.16387	0.2497	618.01	0.04166667	25.75	643.76	405.58	16.90	422.48	(221.28)	643.76
TOWN SQUARE ENERGY RI	0775		2024-12-16	2025-11-17	3542	0.16387	0.2497	884.44	0.04166667	36.85	921.29	580.43	24.18	604.61	(316.68)	921.29
TOWN SQUARE ENERGY RI	0775		2024-12-16	2025-11-17	1037	0.16387	0.2497	258.94	0.04166667	10.79	269.73	169.93	7.08	177.01	(92.71)	269.73
TOWN SQUARE ENERGY RI	0775		2024-12-16	2025-11-17	1658	0.16387	0.2497	414.00	0.04166667	17.25	431.25	271.70	11.32	283.02	(148.24)	431.25
TOWN SQUARE ENERGY RI	0775		2024-12-16	2025-11-17	2172	0.16387	0.2497	542.35	0.04166667	22.60	564.95	355.93	14.83	370.76	(194.19)	564.95
TOWN SQUARE ENERGY RI	0775		2024-12-16	2025-11-17	2635	0.16387	0.2497	657.96	0.04166667	27.41	685.37	431.80	17.99	449.79	(235.59)	685.37
SMART ENERGY HOLDINGS LLC	0999		2024-12-16	2025-11-17	2919	0.16387	0.157	458.28	0.04166667	19.10	477.38	478.34	19.93	498.27	20.89	477.38
TOWN SQUARE ENERGY RI	0775		2024-12-16	2025-11-17	1685	0.16387	0.2497	420.74	0.04166667	17.53	438.28	276.12	11.51	287.63	(150.65)	438.28
TOWN SQUARE ENERGY RI	0775		2024-12-16	2025-11-17	1711	0.16387	0.2497	427.24	0.04166667	17.80	445.04	280.38	11.68	292.06	(152.97)	445.04
TOWN SQUARE ENERGY RI	0775		2024-12-16	2025-11-17	2042	0.16387	0.2497	509.89	0.04166667	21.25	531.13	334.62	13.94	348.57	(182.57)	531.13
THINK ENERGY RI	0893		2024-12-12	2025-11-13	1039	0.16387	0.135	140.27	0.04166667	5.84	146.11	170.26	7.09	177.36	31.25	146.11
TOWN SQUARE ENERGY RI	0775		2024-12-06	2025-11-05	1711	0.16387	0.2297	393.02	0.04166667	16.38	409.39	280.38	11.68	292.06	(117.33)	409.39
SMART ENERGY HOLDINGS LLC	0999		2024-12-03	2025-11-04	2186	0.16387	0.158	345.39	0.04166667	14.39	359.78	358.22	14.93	373.15	13.37	359.78
CITY OF PROVIDENCE C/O NEXTERA	1230		2024-09-11	2025-11-10	1180	0.20176	0.14553	171.73	0.04166667	7.16	178.88	238.08	9.92	248.00	69.12	178.88
CITY OF PROVIDENCE C/O NEXTERA	1230		2024-09-10	2025-11-07	2215.3645	0.20176	0.14553	322.40	0.04166667	13.43	335.84	446.97	18.62	465.60	129.76	335.84
CITY OF PROVIDENCE C/O NEXTERA	1230		2024-09-11	2025-11-12	2358	0.16387	0.1469	346.39	0.04166667	14.43	360.82	386.41	16.10	402.51	41.68	360.82
ENGIE RESOURCES	0890		2024-09-10	2025-11-10	76924	0.20176	0.12692	9,763.19	0.04166667	406.80	10,169.99	15,520.19	646.67	16,166.86	5,996.87	10,169.99
CONSTELLATION NEWENERGY INC	0984		2024-12-20	2025-11-21	371	0.16387	0.1221	45.30	0.04166667	1.89	47.19	60.80	2.53	63.33	16.14	47.19

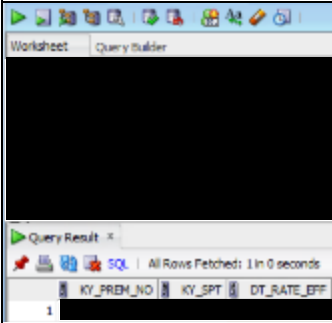
Cherwell Ticket Number: INC0801150
Data Repair Name: DR_INC0801150.sql

Query 1: Update row on SERVICE_PT
DT_RATE_EFF = '2024-12-05'

Validation Script:


```
SELECT KY_PREM_NO, KY_SPT, DT_RATE_EFF
FROM SERVICE_PT
WHERE KY_BA = [REDACTED]
AND KY_PREM_NO = [REDACTED]
AND KY_SPT = [REDACTED]
--AND DT_RATE_EFF = '9999-12-31'
AND CD_TAR_SCH = 'SR0'
AND CD_SPT_STAT = '02';
```

PRE-VALIDATION:



The screenshot shows a SQL query result window with a table containing one row. The columns are KY_PREM_NO, KY_SPT, and DT_RATE_EFF. The values in the row are redacted with black boxes.

POST-VALIDATION:




The screenshot shows a SQL query result window with a table containing one row. The columns are KY_PREM_NO, KY_SPT, and DT_RATE_EFF. The values in the row are redacted with black boxes.

Query 2 : Update row on SPT_TAR_SCH
DT_TERM = '2024-12-05'


Validation Script:

```
SELECT KY_PREM_NO, DT_TERM
FROM SPT_TAR_SCH
WHERE KY_PREM_NO = [REDACTED]
AND KY_SPT = [REDACTED]
--AND DT_TERM = '0001-01-01'
AND TS_KY = '2024-11-27-18.56.18.148537'
AND CD_STAT = 2;
```

PRE-VALIDATION:



POST-VALIDATION:



Query 3: Insert 1 row in CUST_CNTC_CSSDR044

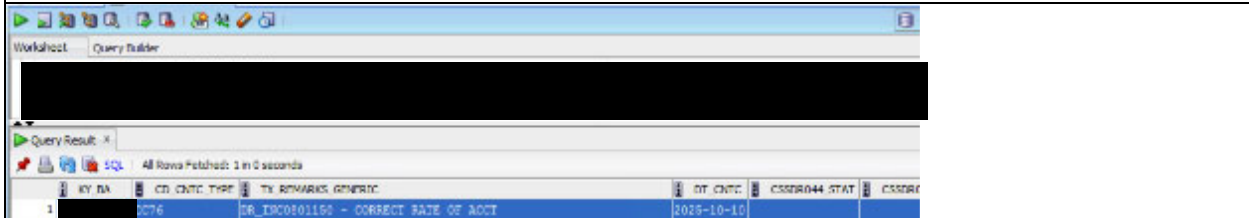
Validation Script:

```
SELECT * FROM CUST_CNTC_CSSDR044  
WHERE KY_BA = [REDACTED]  
AND TX_REMARKS_GENERIC = 'DR_INC0801150 - CORRECT RATE OF ACCT';
```

PRE-VALIDATION:



POST-VALIDATION:

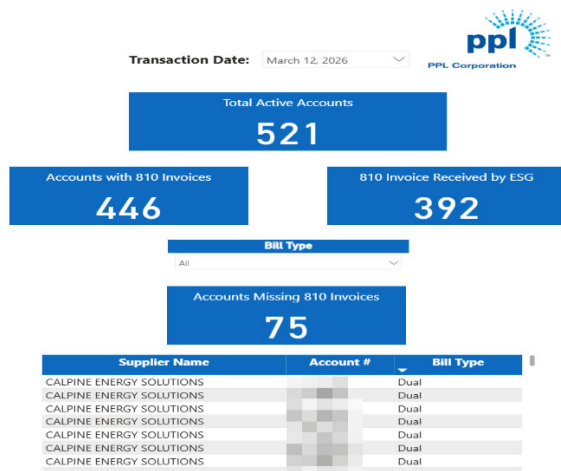


Active Shopping Control

Control Description

The Active Shopping Control report identifies accounts enrolled with a supplier that have billed without supplier charges. These accounts are typically Rate Ready accounts, where supplier charges should be included on the utility bill.

The report also includes dual billed accounts; however, these accounts are expected to appear without supplier charges on the utility bill, as supplier billing is handled separately. These are reviewed and excluded as appropriate during analysis.



Report Fields & Definitions

Total Active Accounts

Total number of invoices generated for suppliers on a given day.



Accounts with 810 Invoices

Number of invoices successfully generated from the Customer Service System (CSS).



810 Invoices Received by ESG

Number of invoices received by the EDI vendor (ESG), which facilitates electronic file transmission between suppliers and Rhode Island Energy.

Note: A timing lag exist between invoice generation in CSS and receipt by ESG which explains the discrepancy in numbers.



Accounts Missing 810 Invoices

Identifies accounts where an 810 invoice was not generated or transmitted.

Includes Rate Ready accounts that failed to produce an 810 invoice (exceptions requiring investigation)

Includes dual billed accounts, which are expected exceptions and are excluded during review

Supplier Name	Account #	Bill Type
CALPINE ENERGY SOLUTIONS		Dual
CALPINE ENERGY SOLUTIONS		Dual
CALPINE ENERGY SOLUTIONS		Dual
CALPINE ENERGY SOLUTIONS		Dual
CALPINE ENERGY SOLUTIONS		Dual
CALPINE ENERGY SOLUTIONS		Dual
CALPINE ENERGY SOLUTIONS		Dual

Control Overview

- Ensures supplier charges are properly billed for Rate Ready accounts
- Detects failures in 810 invoice generation and transmission
- Accounts for expected exceptions (dual billed accounts)
- Supports timely identification and resolution of billing discrepancies


REDACTED

Please see the Company's confidential version of Excel Attachment 9.

Certificate of Service

I hereby certify that a copy of the cover letter and any materials accompanying this certificate was electronically transmitted to the individuals listed below.

The paper copies of this filing are being hand delivered to the Rhode Island Public Utilities Commission and to the Rhode Island Division of Public Utilities and Carriers.



Joanne M. Scanlon

April 15, 2026
Date

Docket No. 25-08-GE – PUC’s Inquiry Into Rhode Island Energy’s Billing Systems Practices and Performance
Service list updated on 3/23/2026

Name/Address	E-mail Distribution List	Phone
The Narragansett Electric Company d/b/a Rhode Island Energy Jennifer Brooks Hutchinson, Esq. Andrew Marcaccio, Esq. Celia B. O’Brien, Esq. 280 Melrose St. Providence, RI 02907	JHutchinson@pplweb.com ;	401-316-7429
	AMarcaccio@pplweb.com ;	401-784-4263
	CObrien@pplweb.com ;	401-578-2700
	JScanlon@pplweb.com ;	
	LHAria@RIEnergy.com ;	
	KLDeSousa@RIEnergy.com ;	
	CAGill@RIEnergy.com ;	
	NKocon@RIEnergy.com ;	
	PLaFond@RIEnergy.com ;	
	MVLeone@RIEnergy.com ;	
	DMMoreira@RIEnergy.com ;	
	JMOBrien@RIEnergy.com ;	
	JMBowman@pplweb.com ;	
	ychen@rienergy.com ;	
	MSSullivan@pplweb.com ;	
BEschuster@RIEnergy.com ;		
EMcCord@RIEnergy.com ;		
Division of Public Utilities and Carriers	Margaret.L.Hogan@dpuc.ri.gov ;	401-780-2177
	Linda.george@dpuc.ri.gov ;	
	John.bell@dpuc.ri.gov ;	

	Al.mancini@dpuc.ri.gov ; Robert.bailey@dpuc.ri.gov ; Leo.wold@dpuc.ri.gov ; Donald.Ledversis.CTR@dpuc.ri.gov ; mark.a.simpkins@dpuc.ri.gov ; kyle.j.lynch@dpuc.ri.gov ; gregory.schultz@dpuc.ri.gov ; nicole.m.corbin@dpuc.ri.gov ; john.r.harrington@dpuc.ri.gov ; Ellen.golde@dpuc.ri.gov ; diana.moniz@dpuc.ri.gov ; terry.mercer@dpuc.ri.gov ; joseph.shilling@dpuc.ri.gov ;	
File an original & 5 copies w/ PUC: Stephanie De La Rosa, Commission Clerk Public Utilities Commission 89 Jefferson Blvd. Warwick, RI 02888	stephanie.delarosa@puc.ri.gov ; Patricia.lucarelli@puc.ri.gov ; Cynthia.WilsonFrias@puc.ri.gov ; Alan.nault@puc.ri.gov ; jordan.sasa@puc.ri.gov ; Todd.bianco@puc.ri.gov ; Kristen.L.Masse@puc.ri.gov ;	401-780-2107
Office of Energy Resources Adam Fague, Esq. David Augustyn, Esq. Department of Administration One Capitol Hill Providence, RI 02908	adam.fague@doa.ri.gov ; david.augustyn@energy.ri.gov ; william.owen@energy.ri.gov ; Christopher.Kearns@energy.ri.gov ; terri.brooks@energy.ri.gov ; Shauna.Beland@energy.ri.gov ; Abigail.Hasenfus@energy.ri.gov ; maria.mealy@energy.ri.gov ;	
RI Attorney General Office Nicholas Vaz, Esq. 150 South Main St. Providence, RI 02903	nvaz@riag.ri.gov ; mgomes@riag.ri.gov ;	