

September 6, 2013

VIA HAND DELIVERY & ELECTRONIC MAIL

Luly E. Massaro, Commission Clerk
Rhode Island Public Utilities Commission
89 Jefferson Boulevard
Warwick, RI 02888

RE: Docket No. 2509 – Storm Contingency Fund
Final Storm Accounting for 2010 and 2011

Dear Ms. Massaro:

In accordance with the Rhode Island Public Utilities Commission's (the "Commission") Report and Order No. 15360 (August 19, 1997) in Docket No. 2509 and paragraph 4(c) of the Joint Proposal and Settlement in Lieu of Comments (the "Settlement") approved by the Commission in that docket, I have enclosed one original and 10 copies of National Grid's¹ final accounting of its incremental storm costs related to the following storm events that occurred between March 2010 and October 2011, which qualify for inclusion in the Company's Storm Contingency Fund (the "Storm Fund"):

- March 2010 Flood
- September 2010 Hurricane Earl
- August 2011 Tropical Storm Irene
- October 2011 Snowstorm

Paragraph 4(c) of the Settlement requires the Company to file with the Commission an accounting within 30 days after the Company has made final charges and accounting adjustments to the Storm Fund for a particular storm. In support of this filing, the Company is enclosing the written pre-filed direct joint testimony of Michael D. Laflamme, Kathy A. Lyford, and Christopher J. Paglia.

The Company's Storm Fund was established to provide a mechanism for recovering storm restoration expenses as a result of extraordinary storms without the need to file for rate surcharges or periodic rate relief. For any storm for which the Company incurs incremental operation and maintenance ("O&M") storm-related costs above the applicable dollar threshold amount,² the Company is authorized to charge the Storm Fund for these expense amounts above the per-storm

¹ The Narragansett Electric Company d/b/a National Grid (the "Company").

² The threshold amount for calendar years 2010 and 2011 is \$750,000 and \$759,000, respectively. See Attachment 1 of National Grid's Storm Fund Report for Calendar Years 2010 and 2011, filed March 31, 2011 and April 30, 2012, respectively.

deductible amount of \$375,000. For each of the four storms included in this filing, the Company incurred incremental, non-capital O&M costs that exceeded the applicable dollar thresholds for 2010 and 2011 thereby making those costs, net of the per-storm deductible and excluding carrying charges, eligible for inclusion in the Storm Fund.

As discussed in detail in the Company's filing, the Company incurred a total of \$35,140,477 in qualifying incremental, non-capital O&M expense, excluding carrying charges, net of the per-storm deductible amount, in relation to the four storms presented in this filing. In order to facilitate an efficient and transparent review of the costs by the Commission and the Division, the Company has included in this filing a summary spreadsheet analysis in the schedules to the testimony, as well as CD-ROMs containing the invoices and supporting detail of the actual costs directly attributable to each storm event. Although the purpose of this filing is to quantify the costs associated with the four qualifying storms presented in this filing, as required by the Settlement, the Commission nonetheless retains its usual authority to review the reasonableness of those costs.

In addition, Schedules 1-A, 1-B, and 1-C to the testimony contain revised Annual Reports of Storm Fund Activity ("Annual Reports") that the Company previously filed with the Commission pursuant to the Settlement for the calendar years ending December 31, 2010 and December 31, 2011, and the 10 months ending October 31, 2012. These Annual Reports included a preliminary report of the annual Storm Fund activity for the applicable calendar year, including the opening balance, monthly contributions, monthly interest applied, preliminary charges and/or credits, and the closing balance of the Storm Fund. The Company has revised these Annual Reports to reflect the final accounting of storm costs incurred for each of the four storms included in this filing.

Pursuant to the terms of the Amended Settlement Agreement, dated November 13, 2012 and approved by the Commission in the Company's base rate case in Docket No. 4323, the approved contributions to the Company's Storm Fund were expected to be sufficient to extinguish, over a six-year period, the Storm Fund deficit resulting from restoration costs related to significant storm events occurring through, and including, Hurricane Sandy, which struck the Company's service territory in October 2012. Consequently, in this filing, the Company is not seeking any change in rates. However, as a result of the significant damage caused by Winter Storm NEMO, the February 8, 2013 nor'easter that severely impacted the Company's service territory, the Company expects that the current level of Storm Fund contributions will be insufficient, and the Company will very likely seek incremental funding when the Company files its final cost submission for that event with the Commission.

Please be advised that the Company is seeking protective treatment of a confidential invoice provided in Schedule 3-K, as permitted by Commission Rule 1.2(g) and by R.I.G.L. § 38-2-2(4)(B). The Company has submitted a Motion for Protective Treatment along with a copy of the confidential invoice to the Commission pending a determination on the Company's Motion.

Luly E. Massaro, Commission Clerk
Docket No. 2509
Storm Fund – Final Storm Accounting
September 6, 2013
Page 3 of 3

Thank you for your attention to this transmittal. If you have any questions, please feel free to contact me at (401) 784-7288.

Very truly yours,



Jennifer Brooks Hutchinson

cc: Docket 2509 Service List
Leo Wold, Esq.
Steve Scialabba

Certificate of Service

I hereby certify that a copy of the cover letter and/or any materials accompanying this certificate were electronically transmitted to the individuals listed below. Copies of this filing were hand delivered to the RI Public Utilities Commission and to the RI Division of Public Utilities and Carriers.



September 6, 2013

**Docket No. 2509 – National Grid – Storm Fund
Service List as of 6/25/13**

Name/Address	E-mail	Phone
Jennifer Brooks Hutchinson, Esq. National Grid 280 Melrose St. Providence, RI 02907	Jennifer.hutchinson@us.ngrid.com	401-784-7288
	Thomas.teehan@nationalgrid.com	
	Celia.obrien@nationalgrid.com	
	Joanne.scanlon@nationalgrid.com	
	Raquel.webster@us.ngrid.com	
Leo Wold, Esq. Dept. of Attorney General 150 South Main St. Providence, RI 02903	LWold@riag.ri.gov	401-222-2424
	Sscialabba@ripuc.state.ri.us	
	Jlanni@ripuc.state.ri.us	
	Acontente@ripuc.state.ri.us	
	Tkogut@ripuc.state.ri.us	
	Dmacrae@riag.ri.gov	
	jmunoz@riag.ri.gov	
Greg Booth PowerServices, Inc 1616 E. Millbrook Road, Suite 210 Raleigh, NC 27609	Gbooth@powerservices.com	919-256-5900
File an original & 10 copies w/: Luly E. Massaro, Commission Clerk Public Utilities Commission 89 Jefferson Blvd. Warwick, RI 02888	Luly.massaro@puc.ri.gov	401-780-2107
	Nicholas.ucci@puc.ri.gov	
	Alan.nault@puc.ri.gov	
	Amy.dalessandro@puc.ri.gov	
	Dilip.shah@puc.ri.gov	

STATE OF RHODE ISLAND AND PROVIDENCE PLANTATIONS
RHODE ISLAND PUBLIC UTILITIES COMMISSION

)	
National Grid)	
Storm Contingency Fund)	
Review of Final Storm Accounting For 2010 and 2011)	Docket No. 2509
)	
)	

**NATIONAL GRID’S REQUEST
FOR PROTECTIVE TREATMENT OF CONFIDENTIAL INFORMATION**

National Grid¹ hereby requests that the Rhode Island Public Utilities Commission (“Commission”) provide confidential treatment and grant protection from public disclosure of certain confidential and proprietary information submitted in this proceeding, as permitted by Commission Rule 1.2(g) and R.I.G.L. § 38-2-2(4)(B). National Grid also hereby requests that, pending entry of that finding, the Commission preliminarily grant National Grid’s request for protective treatment pursuant to Commission Rule 1.2 (g)(2).

I. BACKGROUND

On September 6, 2013, National Grid is filing with the Commission its final accounting of National Grid’s incremental storm costs related to four storm events that occurred between March 2010 and October 2011 in accordance with the Commission’s Report and Order No. 15360 (August 19, 1997) in the above-referenced docket and paragraph 4(c) of the Joint Proposal and Settlement in Lieu of Comments (the

¹ The Narragansett Electric Company d/b/a National Grid (“National Grid” or the “Company”).

“Settlement”) approved by the Commission. Also on September 6, 2013, the Company is submitting the joint testimony of National Grid’s witnesses, Mr. Michael D. Laflamme, Ms. Kathy A. Lyford, and Mr. Christopher J. Paglia, in support of the filing in this proceeding. Schedule 3-K to the testimony contains invoices and supporting documentation on CD-ROM for individual cost components in the accounts payable and employee expenses categories of costs in connection with the March 2010 Flood. The Company is providing a confidential invoice from Keyspan Corporation that contains names of employees, together with their respective hours and associated wage and/or salary information. The Company seeks confidential treatment for this employee information, because employees’ hourly wages and/or salaries are proprietary to the individual employee and the Company regards this information as confidential. As such, National Grid is requesting protective treatment for the confidential and proprietary information contained in this invoice, which the Company has redacted.

II. LEGAL STANDARD

The Commission’s Rule 1.2(g) provides that access to public records shall be granted in accordance with the Access to Public Records Act (“APRA”), R.I.G.L. §38-2-1 *et seq.* Under APRA, all documents and materials submitted in connection with the transaction of official business by an agency is deemed to be a “public record,” unless the information contained in such documents and materials falls within one of the exceptions specifically identified in R.I.G.L. §38-2-2(4). Therefore, to the extent that information provided to the Commission falls within one of the designated exceptions to the public records law, the Commission has the authority under the terms of APRA to deem such information to be confidential and to protect that information from public disclosure.

In that regard, R.I.G.L. §38-2-2(4)(B) provides that the following types of records shall not be deemed public:

Trade secrets and commercial or financial information obtained from a person, firm, or corporation which is of a privileged or confidential nature.

The Rhode Island Supreme Court has held that this confidential information exemption applies where disclosure of information would be likely either (1) to impair the Government's ability to obtain necessary information in the future; or (2) to cause substantial harm to the competitive position of the person from whom the information was obtained. Providence Journal Company v. Convention Center Authority, 774 A.2d 40 (R.I. 2001).

The first prong of the test is satisfied when information is voluntarily provided to the governmental agency and that information is of a kind that would customarily not be released to the public by the person from whom it was obtained. Providence Journal, 774 A.2d at 47.

II. BASIS FOR CONFIDENTIALITY

The Company seeks protective treatment of the hourly wage and/or salary information of individual employees who provided storm assistance during the March 2010 Flood. The Company treats personnel and other individually-identifiable information of its employees, which includes employee wage and/or salary information, as confidential and proprietary to that employee. National Grid is providing the confidential invoice to the Commission on a voluntary basis to assist the Commission with its review of final storm costs that the Company is submitting in this proceeding. The hourly wage and/or salary information contained in this confidential invoice

generally relates to the privacy interests of Company personnel, and therefore, warrants protection under R.I.G.L. §38-2-2(4)(B).

III. CONCLUSION

Accordingly, the Company requests that the Commission grant protective treatment to the confidential invoice provided in Schedule 3-K to the testimony.

WHEREFORE, the Company respectfully requests that the Commission grant its Motion for Protective Treatment as stated herein.

Respectfully submitted,

NATIONAL GRID

By its attorney,

A handwritten signature in black ink, appearing to read "Jennifer Brooks Hutchinson", written over a light blue horizontal line.

Jennifer Brooks Hutchinson (RI Bar #6176)
National Grid
280 Melrose Street
Providence, RI 02907
(401) 784-7288

Dated: September 6, 2013

The Narragansett Electric Company

d/b/a National Grid

FINAL STORM COST ACCOUNTING:
2010 - 2011 STORM EVENTS

Testimony

Storm Fund Annual Reports

Summary of Storm Costs

March 2010 Flood

September 2010 Hurricane Earl

August 2011 Tropical Storm Irene

October 2011 Snowstorm

September 6, 2013

Submitted to:

Rhode Island Public Utilities Commission

R.I.P.U.C. Docket No. 2509

Submitted by:

nationalgrid

PRE-FILED DIRECT TESTIMONY OF

MICHAEL D. LAFLAMME

KATHY A. LYFORD

AND

CHRISTOPHER J. PAGLIA

September 6, 2013

Table of Contents

I. Introduction and Overview..... 1

II. Calculation of Costs Incurred for Storm Response..... 13

III. Detail on Storm Events..... 18

Storm #1: March 2010 Flood 18

Storm #2: September 2010 Hurricane Earl 19

Storm #3: Tropical Storm Irene 21

Storm #4: October 2011 Snowstorm..... 23

IV. Source of Costs Incurred..... 24

V. Conclusion 33

1 **I. Introduction and Overview**

2 **Q. Mr. Laflamme, please state your full name and business address.**

3 A. My name is Michael D. Laflamme and my business address is 40 Sylvan Road, Waltham,
4 Massachusetts 02451.

5 **Q. By whom are you employed and in what capacity?**

6 A. I am Vice President, Regulation and Pricing Officer - New England, for National Grid
7 USA Service Company, Inc. (“NGSC”). NGSC provides administrative, corporate, and
8 management services to direct and indirect subsidiary companies of National Grid USA.
9 My current duties include revenue requirements and pricing activities for all New
10 England electric and gas distribution subsidiaries of National Grid USA. These
11 subsidiaries include The Narragansett Electric Company d/b/a National Grid (“National
12 Grid” or the “Company”).

13 **Q. Please provide a brief summary of your educational and professional background.**

14 A. In 1981, I earned a Bachelor of Science degree in Business Administration with an
15 emphasis in Accounting from Bryant University in Smithfield, Rhode Island. From 1981
16 through April 2000, I was employed by various subsidiary companies of Eastern Utilities
17 Associates (“EUA”), including EUA Service Corporation (“EUASC”), which provided
18 accounting, financial, engineering, planning, data processing, and other services to all
19 EUA System companies. I joined EUA’s Accounting Department in 1981 and
20 transferred to the revenue requirements section of EUASC’s Rate Department in 1985. I

1 held progressively more responsible positions in revenue requirements prior to
2 transferring to the Treasury Services Department of EUASC in 1988. I was promoted to
3 the position of Manager of Treasury Services in 1991. The EUA System was acquired by
4 National Grid USA in early 2000, at which time I joined NGSC as Manager of
5 Regulatory Support. In October 2007, I assumed the position of Director of Electric
6 Revenue Requirements, and in June 2008, I was promoted to my current position.

7 **Q. Please describe your responsibilities and involvement with National Grid's filing of**
8 **final charges for storm costs incurred in connection with the storm events that**
9 **occurred between March 2010 and October 2011.**

10 A. In my current position, my responsibilities include involvement with preparing and
11 overseeing the filing with the Rhode Island Public Utilities Commission ("Commission")
12 of the final charges to the Storm Contingency Fund ("Storm Fund") for costs incurred in
13 responding to the damage caused by storms, which in this filing includes qualifying
14 weather events that occurred between March 2010 and October 2011. I am also
15 responsible for Storm Fund calculations.

16 **Q. Ms. Lyford, please state your name and business address.**

17 A. My name is Kathy A. Lyford and my business address is 40 Sylvan Road, Waltham,
18 Massachusetts 02451.

1 **Q. By whom are you employed and in what capacity?**

2 A. I am Vice President of Business Enablement as part of the U.S. Foundations Program
3 (“USFP”) Business Improvement for NGSC. In this role, I am responsible for ensuring
4 that USFP stabilization enables the business to effectively operate USFP in order to meet
5 business requirements and deliver value to customers and stakeholders, with an emphasis
6 on employee communication and training. Prior to this role, I was Vice President of
7 Electric Operations – New England for NGSC, where I was responsible for electric
8 distribution field operations for National Grid USA in the New England region, which
9 includes Rhode Island, Massachusetts, and New Hampshire.

10 **Q. Please summarize your professional and educational background.**

11 A. I graduated from the University of Rhode Island in Kingston, Rhode Island with a
12 Bachelor of Science degree in electronic computer engineering in 1982. In 2001, I
13 received a Master’s Degree in Business Administration from the University of Rhode
14 Island in Kingston, Rhode Island. I am a registered professional engineer. In 1982, I
15 began my employment with a National Grid USA predecessor company as an Electrical
16 Engineer. I held various engineering positions from 1982 to 1999. In 1999, I
17 transitioned to an operations role and was responsible for storm planning, facilities, work
18 preparedness, and the overall coordination for Rhode Island. In 2001, I became Director
19 of Corporate Safety. Between 2002 and 2007, I held the role of Director of Metering
20 Services, initially for New England and ultimately for the U.S. business. In 2007, I
21 relocated to Syracuse, New York to undertake the responsibilities of Vice President of

1 Electric Operations for central upstate New York, a position I held until 2011. In April
2 2011, I became Vice President of Safety, Health, and Environmental until November
3 2011, when I accepted the role of Vice President of Electric Operations – New England.
4 In July 2013, I accepted my current position.

5 **Q. Please describe your responsibilities and involvement with National Grid’s filing of**
6 **final charges for storm costs incurred in connection with the storm events that**
7 **occurred between March 2010 and October 2011.**

8 A. As Vice President of Electric Operations – New England, my responsibilities included
9 management of the Company’s distribution resources during large-scale weather events.
10 With regard to this filing, I am responsible for explaining how and why costs were
11 incurred from an operational perspective to respond to the qualifying weather events that
12 occurred between March 2010 and October 2011.

13 **Q. Mr. Paglia, please state your name and business address.**

14 A. My name is Christopher J. Paglia and my business address is 40 Sylvan Road, Waltham,
15 Massachusetts 02451.

16 **Q. By whom are you employed and in what capacity?**

17 A. I am a Lead Finance Business Partner in the U.S. Finance Department for NGSC. I am
18 responsible for budget, cost, and decision support analysis for the electric and gas
19 operations organizations in Massachusetts and Rhode Island. As part of this role, I also
20 account for and review storm-related costs.

1 **Q. Please summarize your professional and educational background.**

2 A. I received a Bachelor of Arts degree from Berklee College of Music in 1998 with a major
3 in music business and management. I am currently completing a degree program for both
4 a Master of Science in Finance and a Master of Business Administration at Suffolk
5 University with an expected completion date of May 2014. From 1996 through 2001, I
6 worked for Verizon Wireless in the Customer Financial Services Department, which was
7 comprised of consumer credit and accounts receivable functions. From 2001 through
8 2005, I worked for HBCS, Inc. as a supervisor in the Customer Accounts Receivable Call
9 Center. In 2005, I joined KeySpan Energy Delivery as a supervisor in the Customer
10 Service Call Center before its merger with National Grid USA. In 2006, I became a
11 supervisor in the Collections and Payment Processing Department. In 2008, I joined the
12 Finance Department with an initial focus on budgeting and cost analysis for the gas
13 operations organization in New England, which expanded to my current responsibilities
14 for budgeting and cost analysis for both the electric and gas operations organizations in
15 Massachusetts and Rhode Island.

16 **Q. Please describe your responsibilities and involvement with National Grid's filing of**
17 **final charges for storm costs incurred in connection with the storms that occurred**
18 **between March 2010 and October 2011.**

1 A. In this proceeding, I am responsible for explaining how costs are tracked and recorded
2 from an accounting perspective in relation to the qualifying weather events that occurred
3 between March 2010 and October 2011.

4 **Q. What is the purpose of this joint testimony?**

5 A. The purpose of this testimony is to quantify costs associated with the qualifying weather
6 events that occurred between March 2010 and October 2011 in accordance with the
7 Commission's Report and Order No. 15360 in Docket No. 2509 and the Joint Proposal
8 and Settlement In Lieu of Comments (the "Settlement") approved in that docket.
9 Paragraph 4(c) of the Settlement requires the Company to file with the Commission an
10 accounting within thirty (30) days after the Company has made final charges and
11 accounting adjustments to the Storm Fund for a particular storm. In this filing, the
12 Company is submitting a final accounting of its storm costs related to the storm events
13 that occurred between March 2010 and October 2011, which qualify for inclusion in the
14 Storm Fund

15 **Q. Please describe the storm-cost recovery mechanism established through the Storm
16 Fund in Docket No. 2509.**

17 A. The Company's Storm Fund was established to provide a mechanism for recovering
18 storm restoration expenses as a result of extraordinary storms without the need for rate
19 surcharges or filings for periodic rate relief.¹ In Docket No. 2509, the Commission

¹ See Report and Order, Docket No. 2509 at 1.

1 adopted the guidelines applicable to the Storm Fund agreed to in the Settlement, which
2 established new threshold and deductible requirements for the Storm Fund, as well as
3 guidelines for the annual escalation of the threshold, interest calculation on fund
4 balances, and reporting requirements. The Storm Fund threshold automatically escalates
5 annually by the U.S. Average-Urban Consumer Price Index.² For calendar years 2010
6 and 2011, the Storm Fund threshold was set at \$750,000 and \$759,000, respectively.³
7 For any storm in which the Company incurs incremental operation and maintenance
8 (“O&M”) storm-related costs above these threshold amounts, the Company is authorized
9 to charge the Storm Fund for the incremental O&M expense amount over the deductible
10 amount of \$375,000.⁴ Storm Fund balances (whether credit or deficit) accrue interest at
11 the customer deposit rate, which is the average rate over the prior calendar year for the
12 10-year Constant Maturity Treasury Bonds as reported by the Federal Reserve Board.⁵

13 **Q. Please describe the Company’s current level of Storm Fund collections.**

14 A. Pursuant to the provisions of the Amended Settlement in Docket No. 4323, annual
15 contributions of \$1.8 million are collected from customers through base rates effective

² See *id.* at 9 and Paragraph 2 of the Settlement.

³ See Attachment 1 of National Grid’s Storm Fund Report for Calendar Year 2010, filed March 31, 2011 and Attachment 1 of National Grid’s Storm Fund Report for Calendar Year 2011, filed April 30, 2012.

⁴ See Second Amended Stipulation and Settlement, Docket No. 3617 at 22 (increasing the per-storm deductible amount from \$300,000 to \$375,000).

⁵ See Report and Order at 9 and Paragraph 3 of the Settlement.

1 February 1, 2013 and are credited to the Storm Fund.⁶ In addition, effective January 1,
2 2014, additional customer contributions of \$2.5 million will be credited to the Storm
3 Fund.⁷ Finally, an additional \$3.0 million of customer contributions will be credited to
4 the Storm Fund annually for a period of six years commencing on February 1, 2013 to
5 address the impacts of Hurricane Sandy, which occurred in October 2012.⁸

6 **Q. In this filing, is the Company requesting any changes to the amount of customer**
7 **contributions, approved as part of the Amended Settlement in Docket No. 4323?**

8 A. No. As previously indicated, the purpose of this filing is simply to provide a final
9 accounting of the Company's storm costs related to the storm events that occurred
10 between March 2010 and October 2011, which qualify for inclusion in the Storm Fund in
11 accordance with the Commission's Report and Order No. 15360 in Docket No. 2509 and
12 the Settlement approved in that docket. The reinstatement of customer contributions
13 approved in Docket No. 4323 was intended to provide the Storm Fund with a level of
14 contributions sufficient to address costs related to the storm events included in this filing,

⁶ In Docket No. 4065, the Commission temporarily suspended Annual Storm Fund collections of \$1,041,000 million because the Storm Fund balance was over \$20 million. The Commission noted that it would allow reinstatement of annual Storm Fund collections if the Storm Fund balance declined below \$20 million. See Order 19965A, Docket No. 4065 at 112-113.

⁷ Annual amortization of \$2.5 million related to the 2003 Voluntary Early Retirement Offer ("VERO") approved in Docket No. 3617 concludes on December 31, 2013. Upon its conclusion, beginning on January 1, 2014, this amount will be credited to the Storm Fund. See Report and Order at 105 and Settlement at 6.

⁸ Costs associated with storm events occurring after calendar year 2011, including those related to Hurricane Sandy, will be filed following final accounting in accordance with the provisions of the Commission's Report and Order No. 15360 in Docket No. 2509 and the Settlement approved in that docket.

1 as well as the impacts of Hurricane Sandy.⁹ However, as a result of the significant
2 damage caused by Winter Storm NEMO, the February 8, 2013 nor'easter that crippled
3 the Company's service territory, the Company expects that the current level of Storm
4 Fund contributions will be insufficient. Therefore, the Company will likely seek
5 incremental funding when it files its final storm cost submission for that event with the
6 Commission.

7 **Q. Please list the weather events for which the Company is providing final charges to**
8 **the Storm Fund.**

9 A. There are four weather events that occurred in 2010 and 2011 that qualify for inclusion in
10 the Storm Fund in accordance with Docket No. 2509 for which the Company is providing
11 final costs. These events are as follows:

No.	Date	Description
1.	March 30 - April 1, 2010	Flood
2.	September 1 - 3, 2010	Hurricane Earl
3.	August 28 - September 3, 2011	Tropical Storm Irene
4.	October 29 - November 6, 2011	Snowstorm

12 In this testimony, the Company describes the circumstances associated with each of the
13 above four qualifying storm events. The Company also details the cost schedules
14 developed for each of the storm events that qualify for inclusion in the Storm Fund.

⁹ Docket No. 4323 did not address the sufficiency of the level of customer contributions related to the impacts of storm events occurring after calendar year 2011, other than Hurricane Sandy.

1 **Q. Do the costs associated with these events qualify for inclusion in the Storm Fund**
2 **pursuant to Docket No. 2509?**

3 A. Yes. For each of the four storm events, incremental O&M costs exceed the applicable
4 Storm Fund thresholds for 2010 and 2011, making the incremental costs associated with
5 those storm events, net of the Company's per-storm deductible, eligible for inclusion in
6 the Storm Fund. In this filing, the Company presents an organized and comprehensive
7 accounting of the costs incurred to prepare for, respond to, and restore service to
8 customers following each of the four storms listed above. To prepare this filing, the
9 Company undertook a thorough review of associated invoices and costs recorded in the
10 Company's system in relation to each storm. In conducting that review, the Company
11 applied a strict screen to the cost entries to confirm that the costs were appropriate for
12 inclusion in the Storm Fund pursuant to Docket No. 2509, and that the costs were actual
13 costs directly attributable to the qualifying storm events and not otherwise subject to
14 recovery through the Company's base rates set in Docket No. 4323. The analysis
15 developed by the Company demonstrates that the costs the Company is including in the
16 Storm Fund are storm-related, incremental and non-capital, are in excess of the \$750,000
17 threshold for the 2010 storms and the \$759,000 threshold for the 2011 storms, and were
18 prudently incurred. As discussed below in Section II, the Company's analysis shows that
19 it incurred a total of \$35,140,477 in qualifying incremental O&M expenses in relation to
20 the four storms presented in this filing.

1 **Q. How is this filing organized?**

2 A. This filing is organized to facilitate the Commission's and the Rhode Island Division of
3 Public Utilities and Carriers' (the "Division") efficient review of the Company's costs.
4 To achieve this objective, the Company has developed a summary spreadsheet analysis
5 and supporting detail showing the costs incurred for each storm event, organized into six
6 categories: (1) accounts payable; (2) storm-related payroll costs; (3) overhead allocations
7 for capital and storm-related payroll; (4) transportation costs; (5) inventory costs; and (6)
8 employee expenses.

9 Section I of this testimony presents the introduction and overview. Section II provides an
10 overview of the costs incurred in relation to the 2010 and 2011 qualifying storm events.
11 Section III includes a brief description of each storm event. Finally, Section IV includes
12 a description of the six cost categories attributable to the four storm events and describes
13 the supporting documentation or backup analysis that is provided to substantiate each
14 category of costs.

1 **Q. Please describe the schedules included in this filing.**

2 A. The schedules included in this filing are as follows:

Schedule	Description
Schedule 1-A	Revised Annual Report of Storm Fund Activity – Year Ended December 31, 2010
Schedule 1-B	Revised Annual Report of Storm Fund Activity – Year Ended December 31, 2011
Schedule 1-C	Revised Annual Report of Storm Fund Activity – Ten Months Ended October 31, 2012
Schedule 2-A	Summary of Final Storm Costs by Source System
Schedule 2-B	Summary of Final Storm Costs by Month
Schedule 3	March 2010 Flood
Schedule 4	September 2010 Hurricane Earl
Schedule 5	August 2011 Tropical Storm Irene
Schedule 6	October 2011 Snowstorm

3 For each of the four individual storm schedules (Schedules 3 through 6), the Company
4 has provided additional detail in support of each storm event, as shown in the table
5 below. For example, Schedule 3-A presents a summary of the storm costs for the March
6 2010 Flood, while Schedule 4-A presents a summary of the storm costs for Hurricane
7 Earl, and so forth. Schedules 3-B through 3-K then present the accompanying supporting
8 details of the individual cost components for the March 2010 Flood. Schedules 4-B
9 through 4-K present these same schedules for Hurricane Earl. This process is also used
10 for Tropical Storm Irene and the October 2011 Snowstorm.

Schedule Letter	Description
A	Summary of Final Storm Costs
B	Accounts Payable – Overhead Line Contractors
B-1	Accounts Payable – Overhead Line Contractors – Detail
C	Accounts Payable – Forestry Contractors
D	Accounts Payable – Procurement Cards
E	Accounts Payable – Miscellaneous Accounts Payable
F	Payroll Cost Summary by Source Company
F-1	Payroll Costs by Employee ID
G	Overhead Allocations
H	Transportation Costs
I	Inventory Costs
J	Employee Expenses
K	Invoices & Supporting Documentation <i>[Bulk Attachment provided on CD-ROM/DVD]</i>

1 **II. Calculation of Costs Incurred for Storm Response**

2 **Q. What was the amount of capital and incremental O&M costs that the Company**
3 **incurred for storm response relating to the four storm events that occurred between**
4 **March 2010 and October 2011, which qualify for inclusion in the Storm Fund?**

5 A. As shown in the Summary of Final Storm Costs by Source System submitted as Schedule
6 2-A, and further detailed for each storm in Schedules 3 through 6, the amount of actual
7 costs directly attributable to storm preparation and restoration is \$39,957,945,
8 representing both capital and incremental O&M costs and excluding non-incremental
9 O&M costs. Of this total, the incremental O&M amount included in the Storm Fund is
10 \$35,140,477, excluding carrying charges. A month-by-month breakdown of this total
11 amount is shown on Schedule 2-B. Amounts by storm event are summarized in the table
12 below.

No.	Description	Total Storm Costs (Capital & Incremental O&M) ¹⁰	Total Amount Eligible for Charges to Storm Fund
1.	March 2010 Flood	\$2,154,482	\$1,739,228
2.	September 2010 Hurricane Earl	\$810,217	\$430,303
3.	August 2011 Tropical Storm Irene	\$35,715,483	\$32,235,099
4.	October 2011 Snowstorm	\$1,277,764	\$735,849
Column Totals		\$39,957,945	\$35,140,477

1 **Q. Regarding the development of the costs eligible for inclusion in the Storm Fund, has**
2 **the Company removed capitalized storm costs from this filing?**

3 A. Yes. In a major storm event, capital costs are incurred in relation to the repair and/or
4 replacement of distribution equipment damaged by the storm. Capital work occurs in
5 two phases of the storm: (1) during the initial phase of the storm, represented by the days
6 immediately following the storm when the Company is working to restore power to
7 customers; and (2) during the non-emergency, post-storm restoration phase, which may
8 take up to several months following the storm event as permanent repairs are made to
9 replace temporary repairs put in place to restore power immediately following the storm.

10 During the initial phase of the storm, work is charged as capital or O&M as work is
11 completed. Charges to capital during the emergency phase are later reviewed and are
12 adjusted to reflect a standard, unitized value based on the actual work performed and
13 actual units installed. The labor component of the standard value is increased to reflect
14 the fact that the emergency work is not planned and is completed on overtime pay rates.

¹⁰ The amounts reflected for the March 2010 Flood and Hurricane Earl represent incremental O&M costs only.

1 In the post-storm restoration phase, work is charged to capital on a unitized basis and is
2 not subject to further adjustment.

3 Therefore, to properly track and exclude capital costs from the Storm Fund, costs charged
4 to capital during the initial restoration phase are adjusted on a unitized basis to represent
5 the final capitalized amount. Any differential from the initially charged amount is
6 credited from the relevant capital accounts and charged to O&M, and ultimately to the
7 Storm Fund for recovery through the Storm Fund mechanism, as appropriate. Capital
8 costs that are incurred during the post-storm restoration period are separately accounted
9 for, and therefore, are separately identified for storm recovery purposes.

10 **Q. What is the total amount of capitalized costs removed from this storm cost filing?**

11 A. Schedule 2-A shows the total capital and incremental O&M costs incurred by the
12 Company for each storm event, excluding carrying charges. The total capital costs of
13 \$2,665,986, plus \$528,864 for costs of removal and costs in the “other” category, or a
14 total of \$3,194,850, has been removed from the filing, as shown on Lines 16 and 17 of
15 Schedule 2-A. The capitalized amount of \$2,665,986 represents the combination of the
16 adjusted unitized amount of capital costs associated with the initial phases of the storm
17 events and the unitized amount associated with the post-storm restoration phases.

1 **Q. Did the Company remove any other costs from the capital and incremental O&M**
2 **costs included in the Storm Fund?**

3 A. Yes, as shown in Schedule 2-A at Line 15, the Company excluded \$122,618 in costs for
4 Company-issued materials, which do not qualify as incremental costs for purposes of
5 storm accounting. This “non-incremental” materials expense is computed as the ratio of
6 base Company (or non-incremental) O&M-related payroll to total Company O&M-
7 related payroll, multiplied by the total Company-issued materials expense. The resulting
8 amount is designed to account for the cost of materials associated with base (or non-
9 incremental) payroll.

10 **Q. Please describe the deductible on Line 18 of Schedule 2-A.**

11 A. Pursuant to the Settlement approved in Docket No. 2509 and adjusted in Docket No.
12 3617, for any qualifying storm for which the Company incurs incremental, storm-related
13 O&M costs in excess of the annual dollar threshold, the Company is allowed to include
14 100 percent of the costs above the deductible of \$375,000 per storm event in the Storm
15 Fund.¹¹ Therefore, the first \$375,000 in incremental storm-related costs for each storm
16 event, or a total of \$1,500,000 for these four storm events, is excluded from the
17 Company’s Storm Fund, as shown on Schedule 2-A, Line 18.

¹¹ See Report and Order, Docket No. 2509 at 5.

1 In combination with the amount of \$3,194,850 (attributable to capital costs and costs of
2 removal/other costs) plus the materials exclusion of \$122,618, the removal of the
3 deductible of \$1,500,000 for all four storm events results in a total of \$4,817,467 in costs
4 excluded from the Company's Storm Fund. Accordingly, the Company has included
5 \$35,140,477 in incremental storm-related O&M costs, excluding carrying charges, in the
6 Storm Fund.

7 **Q. Has the Company revised its Annual Reports of Storm Fund Activity as previously**
8 **submitted to the Commission to reflect the final costs related to the four storm**
9 **events included in this filing?**

10 A. Yes. Schedules 1-A, 1-B, and 1-C are revised Annual Reports of Storm Fund Activity
11 for the year ending December 31, 2010, year ending December 31, 2011, and the ten
12 months ending October 31, 2012, respectively. As shown in Schedule 1-C, the Storm
13 Fund deficiency as of October 31, 2012 and included in this filing is \$10,765,159. This
14 amount reflects final storm costs for the four storm events included in this filing and
15 preliminary storm costs for the January 2012 snowstorm and July 2012 lighting storm
16 that the Company incurred through October 31, 2012, as well as associated carrying
17 costs. Costs incurred after October 31, 2012 for the four storm events included in this
18 filing, or for other storm events that the Company experienced after calendar year 2011,
19 are not reflected in the deficiency amount as of October 31, 2012.

1 **III. Detail on Storm Events**

2 **Storm #1: March 2010 Flood**

3 **Q. Briefly describe the circumstances of the March 2010 Flood.**

4 A. The March 2010 Flood was a severe storm event that occurred over the period of March
5 30 – April 1, 2010, which resulted in the Governor of Rhode Island declaring a state of
6 emergency. From March 30 through March 31, 2010, heavy rain exceeding nine inches
7 affected much of Rhode Island, and major flooding occurred in Cranston, Warwick,
8 Westerly, and Woonsocket. At the peak of the March 2010 Flood, over 12,000
9 customers were affected, and a total of 50,000 customers were impacted during the two-
10 week period following the flooding due to the excess water. Eight substations were
11 flooded and either locked out or switched offline during the storm. In addition, as a
12 result of the flooding, schools, businesses, government offices, two Rhode Island malls,
13 and sections of Interstate Route 95 were closed. Although the impact of the March 2010
14 Flood was severe and extensive, the Company led a successful storm restoration effort.

15 **Q. Has the Company filed a 90-day event report as required by the Settlement in**
16 **Docket No. 2509 for this storm?**

17 A. Yes, the Company filed a 90-day event report for the March 2010 Flood on June 25,
18 2010.

1 **Q. Has the Company prepared a summary storm cost worksheet for this storm?**

2 A. Yes. The Company has prepared a summary storm cost worksheet for this storm,
3 submitted as Schedule 3-A. Additional details in support of the individual cost
4 components, as shown in Schedule 3-A, and as described in Section IV, are provided in
5 Schedules 3-B through 3-K.

6 **Q. What was the total amount of incremental O&M costs incurred by the Company in
7 relation to the March Flood?**

8 A. As shown in the analysis submitted as Schedule 3-A, the amount of actual costs directly
9 attributable to the emergency response associated with the March 2010 Flood is
10 \$2,154,482, representing incremental O&M costs. Of this total, the amount included in
11 the Storm Fund is \$1,739,228.

12 **Storm #2: September 2010 Hurricane Earl**

13 **Q. Briefly describe the circumstances of Hurricane Earl.**

14 A. Hurricane Earl was a long-lived, powerful tropical cyclone, which became the first major
15 hurricane to threaten New England since Hurricane Bob in 1991. Earl developed out of a
16 tropical wave roughly 430 miles west of the Cape Verde Islands on August 25, 2010.
17 The storm intensified into a hurricane on August 29, 2010 and later a major hurricane on
18 August 30, 2010 as it brushed the Leeward Islands. Hurricane Earl reached its peak
19 intensity on September 2, 2010, with maximum sustained winds of 145 mph and a
20 barometric pressure of 927. While executing a gradual curve to the northeast, the

1 hurricane slowly weakened over decreasing sea surface temperatures; the storm's center
2 passed roughly 85 miles east of Cape Hatteras, North Carolina on September 3, 2010. As
3 Hurricane Earl moved north toward New England, it weakened to a tropical storm before
4 again building to hurricane strength as it made landfall near Western Head, Nova Scotia.
5 Given the strength of the storm as it moved north along the coastal U.S., National Grid
6 strategically deployed internal and external crews to achieve preparedness in advance of
7 the storm's impact to New England. The Company had sufficient inventory levels and
8 equipment on hand and maintained communications with all stakeholders using a variety
9 of channels.

10 **Q. Has the Company filed a 90-day event report as required by the Settlement in**
11 **Docket No. 2509 for this storm?**

12 A. Yes, the Company filed a 90-day event report for Hurricane Earl on May 1, 2012.

13 **Q. Has the Company prepared a summary storm cost worksheet for Hurricane Earl?**

14 A. Yes. The Company has prepared a summary storm cost worksheet for Hurricane Earl
15 submitted as Schedule 4-A. Additional details in support of the individual cost
16 components shown in Schedule 4-A, and as described in Section IV, are provided in
17 Schedules 4-B through 4-K.

1 **Q. What was the total amount of incremental O&M costs incurred by the Company in**
2 **relation to Hurricane Earl?**

3 A. As shown in the analysis submitted as Schedule 4-A, the amount of actual costs directly
4 attributable to the emergency response associated with Hurricane Earl is \$810,217,
5 representing incremental O&M costs. Of this total, the amount included in the Storm
6 Fund is \$430,303. Due to the circumstances of Hurricane Earl, the Company's costs for
7 this storm relate exclusively to the Company's preparedness efforts. The Company did
8 not experience any storm-related customer interruptions.

9 **Storm #3: Tropical Storm Irene**

10 **Q. Briefly describe the circumstances of Tropical Storm Irene.**

11 A. Tropical Storm Irene was an extraordinary meteorological event, causing extensive and
12 widespread destruction along the east coast from the Carolinas to New England. Tropical
13 Storm Irene's hurricane-force winds as it progressed toward New England extended
14 outward as much as 90 miles from the center and tropical storm-force winds at the
15 periphery of the storm extended outward as much as 290 miles. Tropical Storm Irene
16 shattered several flooding records in the northeast and in its wake interrupted electricity
17 service to approximately 6,000,000 customers in 11 states along the east coast. The
18 Level 5 storm caused significant and extensive damage to the Company's electric
19 infrastructure and caused power interruptions to approximately 273,000 customers at the
20 peak of the storm, which represents 57 percent of the Company's customers. The

1 Company made steady progress in addressing the severe damage and restoring
2 customers' power during the course of the week that followed the storm, with service to
3 70 percent of customers restored by 8:00 p.m. on Tuesday, August 30, 2011 and 90
4 percent of customers restored by Thursday, September 1, 2011.

5 **Q. Has the Company filed a 90-day event report as required by the Settlement in**
6 **Docket No. 2509 for this storm?**

7 A. Yes, the Company filed a 90-day event report for Tropical Storm Irene on November 22,
8 2011.

9 **Q. Has the Company prepared a summary storm cost worksheet for this event?**

10 A. Yes. The Company has prepared a summary storm cost worksheet for Tropical Storm
11 Irene, submitted as Schedule 5-A. Additional details in support of the individual cost
12 components shown in Schedule 5-A, and as described in Section IV, are provided in
13 Schedules 5-B through 5-K.

14 **Q. What was the total amount of capitalized and incremental O&M costs incurred by**
15 **the Company in relation to Tropical Storm Irene?**

16 A. As shown in the analysis submitted as Schedule 5-A, the amount of actual costs directly
17 attributable to the emergency response associated with Tropical Storm Irene is
18 \$35,715,483, representing both capital and incremental O&M costs. Of this total, the
19 amount included in the Storm Fund is \$32,235,099.

1 **Storm #4: October 2011 Snowstorm**

2 **Q. Briefly describe the circumstances of the October 2011 Snowstorm.**

3 A. The October 2011 Snowstorm was a Level 5 emergency event that brought heavy, wet
4 snow to the region at a time of year when leaves were still on trees, causing power
5 interruptions to 39,000 of the Company's customers. Overall, 92 percent of the
6 Company's 38 communities in Rhode Island experienced outages. In two of the
7 communities, more than 90 percent of customers lost power, and in four of the
8 communities, more than 50 percent of customers lost power. Utilizing its own Rhode
9 Island distribution line crews, the Company restored power to 70 percent of its Rhode
10 Island customers by early afternoon on Sunday, October 30, 2011; the Company restored
11 power to 90 percent of its customers by mid-morning on Monday, October 31, 2011.

12 **Q. Has the Company filed a 90-day event report as required by the Settlement in**
13 **Docket No. 2509 for this storm?**

14 A. Yes, the Company filed a 90-day event report for the October 2011 Snowstorm on
15 January 27, 2012.

16 **Q. Has the Company prepared a summary storm cost worksheet for this event?**

17 A. Yes. The Company has prepared a summary storm cost worksheet for the October 2011
18 Snowstorm, submitted as Schedule 6-A. Additional details in support of the individual
19 cost components shown in Schedule 6-A, and described in Section IV, are provided in
20 Schedules 6-B through 6-K.

1 **Q. What was the total amount of capitalized and incremental O&M costs incurred by**
2 **the Company in relation to the October 2011 Snowstorm?**

3 A. As shown in the analysis submitted as Schedule 6-A, the amount of actual costs directly
4 attributable to the emergency response associated with the October 2011 Snowstorm is
5 \$1,277,764, representing both capital and incremental O&M costs. Of this total, the
6 amount included in the Storm Fund is \$735,849.

7 **IV. Source of Costs Incurred**

8 **Q. Would you please review the source of the costs incurred for each storm, by cost**
9 **category?**

10 A. Yes. As summarized by storm in Schedule 2-A, there are six categories of costs incurred,
11 which the Company has organized by source of the costs. These categories are:
12 (1) accounts payable; (2) storm-related payroll costs; (3) overhead allocations for capital
13 and storm-related payroll; (4) transportation costs; (5) inventory costs; and (6) employee
14 expenses. Below, the Company explains why costs are incurred in each category and
15 describes the documentation or supporting analysis included in this filing to support the
16 recovery of these costs through the Storm Fund.

17 **Q. What is the source of costs in the accounts payable category?**

18 A. Accounts payable encompasses any external product or service required by the Company
19 to prepare for and execute the storm restoration effort. Costs incurred in this category
20 represent outside vendor costs charged to the Company. The total costs incurred in the

1 accounts payable category, as shown on Line 7 of Schedule 2-A, are summarized by
2 storm event in the following table:

No.	Description	Accounts Payable
1.	March 2010 Flood	\$1,026,586
2.	September 2010 Hurricane Earl	\$590,265
3.	August 2011 Tropical Storm Irene	\$25,807,425
4.	October 2011 Snowstorm	\$333,961
Total Accounts Payable		\$27,758,236

3 **Q. What are the types of costs that are incurred through the Account Payable**
4 **category?**

5 A. The costs billed to National Grid in the accounts payable category are costs incurred in
6 relation to vendors providing services in four primary classifications: (1) overhead line
7 crews; (2) forestry services; (3) procurement card expenses; and (4) miscellaneous
8 accounts payable costs.

9 **Q. Would you explain what types of costs are incurred in relation to overhead line**
10 **crews?**

11 A. Yes. Costs incurred in the classification of overhead line crews are for repair crews
12 called in to work on the overhead line system to restore power to customers. Within this
13 category, there are two types of resources: (1) Non-utility line contractors engaged to
14 work on the National Grid system during severe weather emergency periods; and
15 (2) mutual aid utility line crews.

1 **Q. How are the rates for these types of crews established?**

2 A. The rates paid to contractors who work on the National Grid system during non-
3 emergency periods are established through a purchase order process that defines the rate
4 structure. The rates for external contract crews hired for the exclusive purpose of a storm
5 are also established through the purchase order process. The rates for mutual aid crews
6 are established through Edison Electric Institute's ("EEI") Governing Principles
7 Covering Emergency Assistance Arrangements Between EEI Member Companies.

8 The costs associated with overhead line contractors are provided by storm event in
9 Schedule 2-A, Line 3. Schedules 3 through 6, designated with the letter "B", represent a
10 listing of invoices comprising these amounts for each individual storm event. These
11 schedules are organized by vendor and designated with a unique "image reference." For
12 certain vendors, invoices in these schedules are summarized and are subsequently further
13 broken down in Schedules 3 through 6 designated as "B-1". In these schedules,
14 additional detail is provided for certain invoices and designated with a unique "detailed
15 supporting image reference", if applicable. In Schedules 3 through 6 that are designated
16 with the letter "K", the Company has provided an index of overhead line contractor and
17 mutual aid invoices associated with its storm response effort for each storm, which are
18 provided on CD-ROM.

1 **Q. Would you explain what types of costs are incurred relating to forestry resources?**

2 A. As with the overhead line costs, forestry resources represent external crews that are hired
3 to clear vegetation damaged during the storm event. These crews work in areas ahead of
4 the overhead line crews so that passage is clear to facilitate repairs. Rates for these crews
5 are established in the same manner as overhead line contractors. The costs associated
6 with forestry contractors are provided by storm event in Schedule 2-A, Line 4. A listing
7 of invoices comprising the forestry contractor amounts for each individual storm event is
8 provided in Schedules 3 through 6, designated with the letter "C". These schedules are
9 organized by vendor and designated with a unique "image reference." In Schedules 3
10 through 6 that are designated with the letter "K", the Company has provided an index of
11 forestry contractor invoices associated with its storm response effort for each storm,
12 which are provided on CD-ROM.

13 **Q. Would you explain what types of costs are incurred in relation to procurement**
14 **cards?**

15 A. Procurement cards are intended to provide the Company with a more efficient, cost-
16 effective alternative for purchasing goods and services that cannot be purchased by other
17 buying channels. Storm cards are part of the Company's overall Procurement Card
18 Program and are assigned to employees with storm emergency assignments that require
19 those employees to make miscellaneous purchases or arrangements for meals or lodging
20 for contractor crews supporting the Company's restoration efforts. The Company also

1 provides meals and lodging for internal resources performing restoration work or support
2 within the National Grid service territory. The costs associated with procurement card
3 expenses are shown by storm event in Schedule 2-A, Line 5. Schedules 3 through 6
4 designated with the letter “D” represent a listing of merchants comprising these amounts
5 for each individual storm event. These schedules are organized by merchant and
6 designated with an “image reference.” In Schedules 3 through 6 that are designated with
7 the letter “K”, the Company has provided an index of procurement card expenses
8 associated with its storm response effort for each storm, which are provided on CD-
9 ROM.

10 **Q. Would you explain what types of costs are included in the miscellaneous accounts**
11 **payable category?**

12 A. Outside vendor costs charged to the Company that fall under the category of
13 miscellaneous accounts payable may include such costs as: logistics services and other
14 expenses associated with staging sites used during restoration events, fuel costs,
15 environmental and security services, and costs related to municipal police and fire
16 departments for detail services, among others. Line 6 of Schedule 2-A provides a
17 breakdown of miscellaneous accounts payable costs by storm event. Schedules 3 through
18 6, designated with the letter “E” represent a listing of invoices comprising these amounts
19 for each individual storm event. These schedules are organized by vendor and are
20 designated with a unique “image reference.” In Schedules 3 through 6 that are

1 designated with the letter “K”, the Company has provided an index of miscellaneous
2 accounts payable invoices associated with its storm response effort for each storm, which
3 are provided on CD-ROM.

4 **Q. The second category is payroll. What is the source of costs in this category?**

5 A. The costs incurred for internal payroll are shown on Line 8 of Schedule 2-A. Payroll
6 costs recoverable through the Storm Fund include the incremental labor costs for union
7 and non-union personnel, including personnel who work for the Company and its
8 affiliates. Payroll costs incurred by storm event are summarized in the table below.

No.	Description	Internal Payroll Costs
1.	March 2010 Flood	\$764,679
2.	September 2010 Hurricane Earl	\$169,841
3.	August 2011 Tropical Storm Irene	\$6,483,547
4.	October 2011 Snowstorm	\$726,568
Total Internal Payroll Costs		\$8,144,634

9 Schedules 3 through 6 that are designated with the letter “F” represent a summary of the
10 payroll costs by source company for each storm event. Employees of the Company’s
11 affiliates may be union or non-union and 100 percent of the time charged is included for
12 employees supporting the storm restoration effort that is directly attributed to the
13 Company. Capitalized payroll costs, including amounts represented by “base pay” for
14 the Company, are excluded as part of the capital adjustment on Line 16 of Schedule 2-A.
15 Schedules 3 through 6 that designated as “F-1” provide further detail of payroll costs by
16 employee identification.

1 **Q. The third category is allocations. What is the source of costs in this category?**

2 A. The costs incurred for allocated overheads are shown on Line 9 of Schedule 2-A for each
3 storm and are summarized by storm event in the following table:

No.	Description	Overhead Allocation Costs
1.	March 2010 Flood	\$203,621
2.	September 2010 Hurricane Earl	\$46,397
3.	August 2011 Tropical Storm Irene	\$2,453,394
4.	October 2011 Snowstorm	\$159,062
Total Overhead Allocation Costs		\$2,862,473

4 A breakdown of the allocated overhead costs is provided in Schedules 3 through 6,
5 designated with the letter "G". The allocated overhead category includes both the
6 incremental labor-related overhead costs directly attributable to the union and non-union
7 labor costs included in the payroll category listed in Schedule 2-A, Line 8, as well as the
8 labor-related allocated overheads attributable to labor charged to capital. This category
9 includes 100 percent of the allocations associated with any employees or costs
10 originating from the Company's affiliates. Similar to payroll, capitalized overheads are
11 excluded as part of the capital adjustment on Line 16 of Schedule 2-A.

1 **Q. The fourth category is transportation. What is the source of costs in this category?**

2 A. The costs incurred for transportation are shown on Line 10 of Schedule 2-A and are
3 summarized by storm event in the table below.

No.	Description	Transportation Costs
1.	March 2010 Flood	\$16,694
2.	September 2010 Hurricane Earl	\$851
3.	August 2011 Tropical Storm Irene	\$109,075
4.	October 2011 Snowstorm	\$15,377
Total Transportation Costs		\$141,997

4 A breakdown of the transportation costs is provided in Schedules 3 through 6, designated
5 with the letter “H”. The transportation costs included in the charges to the Storm Fund
6 represent the incremental costs associated with the use of vehicles for purposes of storm
7 restoration, which are owned by the Company’s affiliates. Non-capitalized transportation
8 charges related to the Company’s own vehicles are considered to be non-incremental and,
9 are therefore, not included in the charges to the Storm Fund. Capitalized transportation
10 costs are excluded as part of the capital adjustment on Line 16 of Schedule 2-A.

1 **Q. The fifth category is inventory. What is the source of costs in this category?**

2 A. The costs incurred for inventory are shown on Line 11 of Schedule 2-A and are
3 summarized by storm event in the table below.

No.	Description	Inventory Costs
1.	March 2010 Flood	\$138,845
2.	September 2010 Hurricane Earl	\$1,072
3.	August 2011 Tropical Storm Irene	\$804,011
4.	October 2011 Snowstorm	\$41,077
Total Inventory Costs		\$985,005

4 A breakdown of the materials deployed for storm preparedness and restoration
5 constituting the inventory costs is provided in Schedules 3 through 6, designated with the
6 letter "I". The inventory category includes the incremental costs associated with the
7 materials deployed for storm preparedness and restoration in each event.

8 **Q. The sixth category is employee expenses. What is the source of costs in this**
9 **category?**

10 A. The costs incurred for employee expenses are shown on Line 12 of Schedule 2-A and are
11 summarized by storm event in the table below.

No.	Description	Employee Expenses
1.	March 2010 Flood	\$4,057
2.	September 2010 Hurricane Earl	\$1,792
3.	August 2011 Tropical Storm Irene	\$58,031
4.	October 2011 Snowstorm	\$1,719
Total Employee Expenses		\$65,599

12 A breakdown of the expenses contained in the category of employee expense is provided

1 in Schedules 3 through 6, designated with the letter “J”. These schedules are organized
2 by employee identification number and designated with an “image reference” where
3 applicable. In Schedules 3 through 6 that are designated with the letter “K”, the
4 Company has provided an index of employee expenses associated with its storm response
5 effort for each storm, which are provided on CD-ROM.

6 **V. Conclusion**

7 **Q. Does this complete your testimony?**

8 A. Yes, it does.

**The Narragansett Electric Company
d/b/a National Grid
Final Storm Cost Accounting: 2010 and 2011 Storm Events
Listing of Schedules**

Schedule	Description
Schedule 1	Storm Fund Annual Reports
Schedule 1-A	Revised Annual Report of Storm Fund Activity – Year Ended December 31, 2010
Schedule 1-B	Revised Annual Report of Storm Fund Activity – Year Ended December 31, 2011
Schedule 1-C	Revised Annual Report of Storm Fund Activity – Ten Months Ended October 31, 2012
Schedule 2	Summary of Final Storm Costs
Schedule 2-A	Summary of Final Storm Costs by Source System
Schedule 2-B	Summary of Final Storm Costs by Month
Schedule 3	March 2010 Flood
Schedule 3-A	Summary of Final Storm Costs – March 2010 Flood
Schedule 3-B	Accounts Payable – Overhead Line Contractors
Schedule 3-B-1	Accounts Payable – Overhead Line Contractors - Detail
Schedule 3-C	Accounts Payable – Forestry Contractors
Schedule 3-D	Accounts Payable – Procurement Cards
Schedule 3-E	Accounts Payable – Miscellaneous Accounts Payable
Schedule 3-F	Payroll Cost Summary by Source Company
Schedule 3-F-1	Payroll Costs by Employee ID
Schedule 3-G	Overhead Allocations
Schedule 3-H	Transportation Costs
Schedule 3-I	Inventory Costs
Schedule 3-J	Employee Expenses
Schedule 3-K	Invoices & Supporting Documentation on CD-ROM/DVD
Schedule 4	September 2010 Hurricane Earl
Schedule 4-A	Summary of Final Storm Costs – September 2010 Hurricane Earl
Schedule 4-B	Accounts Payable – Overhead Line Contractors
Schedule 4-B-1	Accounts Payable – Overhead Line Contractors - Detail
Schedule 4-C	Accounts Payable – Forestry Contractors
Schedule 4-D	Accounts Payable – Procurement Cards
Schedule 4-E	Accounts Payable – Miscellaneous Accounts Payable
Schedule 4-F	Payroll Cost Summary by Source Company
Schedule 4-F-1	Payroll Costs by Employee ID
Schedule 4-G	Overhead Allocations
Schedule 4-H	Transportation Costs
Schedule 4-I	Inventory Costs
Schedule 4-J	Employee Expenses
Schedule 4-K	Invoices & Supporting Documentation on CD-ROM/DVD

Schedule 5	August 2011 Tropical Storm Irene
Schedule 5-A	Summary of Final Storm Costs – August 2011 Tropical Storm Irene
Schedule 5-B	Accounts Payable – Overhead Line Contractors
Schedule 5-B-1	Accounts Payable – Overhead Line Contractors - Detail
Schedule 5-C	Accounts Payable – Forestry Contractors
Schedule 5-D	Accounts Payable – Procurement Cards
Schedule 5-E	Accounts Payable – Miscellaneous Accounts Payable
Schedule 5-F	Payroll Cost Summary by Source Company
Schedule 5-F-1	Payroll Costs by Employee ID
Schedule 5-G	Overhead Allocations
Schedule 5-H	Transportation Costs
Schedule 5-I	Inventory Costs
Schedule 5-J	Employee Expenses
Schedule 5-K	Invoices & Supporting Documentation on CD-ROM/DVD
Schedule 6	October 2011 Snowstorm
Schedule 6-A	Summary of Final Storm Costs – October 2011 Snowstorm
Schedule 6-B	Accounts Payable – Overhead Line Contractors
Schedule 6-B-1	Accounts Payable – Overhead Line Contractors - Detail
Schedule 6-C	Accounts Payable – Forestry Contractors
Schedule 6-D	Accounts Payable – Procurement Cards
Schedule 6-E	Accounts Payable – Miscellaneous Accounts Payable
Schedule 6-F	Payroll Cost Summary by Source Company
Schedule 6-F-1	Payroll Costs by Employee ID
Schedule 6-G	Overhead Allocations
Schedule 6-H	Transportation Costs
Schedule 6-I	Inventory Costs
Schedule 6-J	Employee Expenses
Schedule 6-K	Invoices & Supporting Documentation on CD-ROM/DVD

Schedule 1
Storm Fund
Annual Reports

Schedule 1

Storm Fund Annual Reports

The Narragansett Electric Company
d/b/a National Grid
Revised Annual Report of Storm Fund Activity
For the Year Ended December 31, 2010

Line #	Month	Beginning Balance (a)	Monthly Contribution (b)	Monthly Interest (c)	Storm Charges 1/ (d)	Adjustments (e)	Ending Balance (f)
1	January-10	\$22,711,003	\$0	\$69,136	\$0	\$0	\$22,780,139
2	February	\$22,780,139	\$0	\$69,479	\$0	\$0	\$22,849,619
3	March	\$22,849,619	\$0	\$62,075	\$0	\$0	\$22,911,694
4	April	\$22,911,694	\$0	\$62,243	(\$740,343)	\$0	\$22,233,594
5	May	\$22,233,594	\$0	\$60,401	(\$292,839)	\$0	\$22,001,157
6	June	\$22,001,157	\$0	\$59,770	(\$365,121)	\$0	\$21,695,806
7	July	\$21,695,806	\$0	\$58,940	(\$18,220)	\$0	\$21,736,526
8	August	\$21,736,526	\$0	\$59,051	(\$71,967)	\$0	\$21,723,610
9	September	\$21,723,610	\$0	\$59,016	(\$106,876)	\$0	\$21,675,750
10	October	\$21,675,750	\$0	\$58,886	(\$7,799)	\$0	\$21,726,836
11	November	\$21,726,836	\$0	\$59,025	(\$428,268)	\$0	\$21,357,593
12	December	\$21,357,593	\$0	\$58,021	(\$2,153)	\$391,708 2/	\$21,805,170
13	Year Ended 12/31/10	\$22,711,003	\$0	\$736,044	(\$2,033,585)	\$391,708	\$21,805,170

1/ See Schedule 1-A, Page 2 of 2

2/ Represents 50% of 2010 attachment fee revenue in excess of \$850,000.

The Narragansett Electric Company
d/b/a National Grid
Revised Storm Fund Charges
For the Year Ended December 31, 2010

Line #	Month	March 2010 Flood (a)	September 2010 Hurricane Earl (b)	Total (c)
1	January-10			\$0
2	February-10			\$0
3	March-10			\$0
4	April-10	(\$740,343)		(\$740,343)
5	May-10	(\$292,839)		(\$292,839)
6	June-10	(\$365,121)		(\$365,121)
7	July-10	(\$18,220)		(\$18,220)
8	August-10	(\$71,967)		(\$71,967)
9	September-10	(\$106,876)		(\$106,876)
10	October-10	(\$7,799)		(\$7,799)
11	November-10		(\$428,268)	(\$428,268)
12	December-10	(\$641)	(\$1,512)	(\$2,153)
13	Year Ended 12/31/10	(\$1,603,806)	(\$429,780)	(\$2,033,585)

The Narragansett Electric Company
d/b/a National Grid
Revised Annual Report of Storm Fund Activity
For the Year Ended December 31, 2011

Line #	Month	Beginning Balance (a)	Monthly Contribution (b)	Monthly Interest (c)	Storm Charges 1/ (d)	Adjustments (e)	Ending Balance (f)
1	January-11	\$21,805,170	\$0	\$59,237	(\$512)	\$0	\$21,863,895
2	February-11	\$21,863,895	\$0	\$59,397	\$0	\$0	\$21,923,292
3	March-11	\$21,923,292	\$0	\$58,827	(\$114,034)	\$0	\$21,868,085
4	April-11	\$21,868,085	\$0	\$58,679	(\$142)	\$0	\$21,926,623
5	May-11	\$21,926,623	\$0	\$58,836	\$0	\$0	\$21,985,459
6	June-11	\$21,985,459	\$0	\$58,994	(\$11)	\$0	\$22,044,442
7	July-11	\$22,044,442	\$0	\$59,153	\$0	\$0	\$22,103,595
8	August-11	\$22,103,595	\$0	\$59,311	\$0	\$0	\$22,162,906
9	September-11	\$22,162,906	\$0	\$59,470	(\$10,013,273)	\$0	\$12,209,104
10	October-11	\$12,209,104	\$0	\$32,761	(\$5,840,606)	\$0	\$6,401,259
11	November-11	\$6,401,259	\$0	\$17,177	(\$10,580,582)	\$0	(\$4,162,146)
12	December-11	(\$4,162,146)	\$0	(\$11,168)	(\$2,064,813)	\$539,084 2/	(\$5,699,043)
13	Year Ended 12/31/11	\$21,805,170	\$0	\$570,676	(\$28,613,972)	\$539,084	(\$5,699,043)

1/ See Schedule 1-B, Page 2 of 2

2/ Represents 50% of 2011 attachment fee revenue in excess of \$850,000

The Narragansett Electric Company
d/b/a National Grid
Revised Storm Fund Charges
For the Year Ended December 31, 2011

Line #	Month	March 2010 Flood (a)	September 2010 Hurricane Earl (b)	August 2011 Tropical Storm Irene (c)	October 2011 Snowstorm (d)	Total (e)
1	January-11		(\$512)			(\$512)
2	February-11					\$0
3	March-11	(\$114,034)				(\$114,034)
4	April-11	(\$142)				(\$142)
5	May-11					\$0
6	June-11		(\$11)			(\$11)
7	July-11					\$0
8	August-11					\$0
9	September-11			(\$10,013,273)		(\$10,013,273)
10	October-11			(\$5,840,606)		(\$5,840,606)
11	November-11			(\$10,200,477)	(\$380,105)	(\$10,580,582)
12	December-11			(\$1,878,476)	(\$186,337)	(\$2,064,813)
13	Year Ended 12/31/11	(\$114,176)	(\$523)	(\$27,932,832)	(\$566,442)	(\$28,613,972)

The Narragansett Electric Company
d/b/a National Grid
Revised Annual Report of Storm Fund Activity
For the Ten Months Ended October 31, 2012

Line #	Month	Beginning Balance (a)	Monthly Contribution (b)	Monthly Interest (c)	Storm Charges 1/ (d)	Adjustments (e)	Ending Balance (f)
1	January-12	(\$5,699,043)	\$0	(\$15,292)	(\$1,209,697)	\$0	(\$6,924,032)
2	February-12	(\$6,924,032)	\$0	(\$18,579)	(\$1,972,695)	\$0	(\$8,915,307)
3	March-12	(\$8,915,307)	\$0	(\$20,654)	(\$216,299)	\$0	(\$9,152,260)
4	April-12	(\$9,152,260)	\$0	(\$21,203)	(\$154,851)	\$0	(\$9,328,314)
5	May-12	(\$9,328,314)	\$0	(\$21,611)	(\$238,434)	\$0	(\$9,588,358)
6	June-12	(\$9,588,358)	\$0	(\$22,213)	(\$513,688)	\$0	(\$10,124,259)
7	July-12	(\$10,124,259)	\$0	(\$23,455)	(\$55,413)	\$0	(\$10,203,127)
8	August-12	(\$10,203,127)	\$0	(\$23,637)	(\$135,794)	\$0	(\$10,362,558)
9	September-12	(\$10,362,558)	\$0	(\$24,007)	(\$257,289)	\$0	(\$10,643,854)
10	October-12	(\$10,643,854)	\$0	(\$24,658)	(\$96,646)	\$0	(\$10,765,159)
11	Ten Months Ended 10/31/12	(\$5,699,043)	\$0	(\$215,309)	(\$4,850,807)	\$0	(\$10,765,159)

1/ See Schedule 1-C, Page 2 of 2

The Narragansett Electric Company
d/b/a National Grid
Revised Storm Fund Charges
For the Ten Months Ended October 31, 2012

Line No.	Month	March 2010 Flood (a)	August 2011 Tropical Storm Irene (b)	October 2011 Snowstorm (c)	January 2012 Snowstorm 2/ (d)	July 2012 Lightning Storm 2/ (e)	October 2012 Hurricane Sandy 2/ (f)	Total (g)
1	January-12		(\$1,168,539)	(\$22,731)				(\$1,209,697)
2	February-12	(\$18,427)	(\$1,540,395)	(\$127,649)	(\$304,651)			(\$1,972,695)
3	March-12	(\$2,819)	(\$98,243)	(\$1,765)	(\$113,472)			(\$216,299)
4	April-12		(\$56,423)		(\$98,428)			(\$154,851)
5	May-12		(\$238,270)		(\$164)			(\$238,434)
6	June-12		(\$513,688)					(\$513,688)
7	July-12		(\$38,151)	(\$17,262)				(\$55,413)
8	August-12					(\$135,794)		(\$135,794)
9	September-12					(\$257,289)		(\$257,289)
10	October-12					(\$96,646)		(\$96,646)
11	Ten Months Ended 10/31/12	(\$21,246)	(\$3,653,709)	(\$169,407)	(\$516,715)	(\$489,730)	\$0	(\$4,850,807)
1/	Additional costs incurred beyond October 2012 will be reflected in a subsequent submission							
2/	Additional filing associated with calendar year 2012 storms events will be made following the final accounting for those events							

Schedule 2
Summary of
Storm Costs

Schedule 2

Summary of Final Storm Costs

The Narragansett Electric Company
d/b/a National Grid
Summary of Final Storm Costs by Source System
2010 and 2011 Storm Events

Line #	Source System	March 2010 Flood (a)	September 2010 Hurricane Earl (b)	August 2011 Tropical Storm Irene (c)	October 2011 Snowstorm (d)	Total (e)
1	Capital and Incremental O&M Storm Costs:					
2	Accounts Payable					
3	Overhead Line	\$7,592	\$425,168	\$17,889,959	\$619	\$18,323,338
4	Forestry	10,891	157,745	4,771,957	181,789	5,122,382
5	Procurement Cards	11,338	3,745	1,012,785	78,534	1,106,402
6	Miscellaneous Accounts Payable	996,765	3,607	2,132,724	73,018	3,206,114
7	Total Accounts Payable	\$1,026,586	\$590,265	\$25,807,425	\$333,961	\$27,758,236
8	Payroll	\$764,679	\$169,841	\$6,483,547	\$726,568	\$8,144,634
9	Allocations	\$203,621	\$46,397	\$2,453,394	\$159,062	\$2,862,473
10	Transportation	\$16,694	\$851	\$109,075	\$15,377	\$141,997
11	Inventory	\$138,845	\$1,072	\$804,011	\$41,077	\$985,005
12	Employee Expense	\$4,057	\$1,792	\$58,031	\$1,719	\$65,599
13	Total Capital and Incremental O&M Storm Costs	\$2,154,482	\$810,217	\$35,715,483	\$1,277,764	\$39,957,945
14	Exclusions:					
15	Materials	\$40,254	\$815	\$76,916	\$4,633	\$122,618
16	Capital	\$0	\$0	\$2,558,279	\$107,707	\$2,665,986
17	Removal/Other	\$0	\$4,099	\$470,190	\$54,575	\$528,864
18	Deductible	\$375,000	\$375,000	\$375,000	\$375,000	\$1,500,000
19	Total Exclusions	\$415,254	\$379,914	\$3,480,384	\$541,915	\$4,817,467
20	Total Incremental O&M Deferred Storm Costs	\$1,739,228	\$430,303	\$32,235,099	\$735,849	\$35,140,477

The Narragansett Electric Company
d/b/a National Grid
Summary of Final Storm Costs by Month
2010 and 2011 Storm Events

Line #	Month	March 2010	September 2010	August 2011	October 2011	Total
		Flood (a)	Hurricane Earl (b)	Tropical Storm Irene (c)	Snowstorm (d)	
1	January-10					\$0
2	February-10					\$0
3	March-10					\$0
4	April-10	\$740,343				\$740,343
5	May-10	\$292,839				\$292,839
6	June-10	\$365,121				\$365,121
7	July-10	\$18,220				\$18,220
8	August-10	\$71,967				\$71,967
9	September-10	\$106,876				\$106,876
10	October-10	\$7,799				\$7,799
11	November-10		\$428,268			\$428,268
12	December-10	\$641	\$1,512			\$2,153
13	January-11		\$512			\$512
14	February-11					\$0
15	March-11	\$114,034				\$114,034
16	April-11	\$142				\$142
17	May-11					\$0
18	June-11					\$11
19	July-11		\$11			\$0
20	August-11					\$0
21	September-11			\$10,013,273		\$10,013,273
22	October-11			\$5,840,606		\$5,840,606
23	November-11			\$10,200,477	\$380,105	\$10,580,582
24	December-11			\$1,878,476	\$186,337	\$2,064,813
25	January-12			\$1,168,539	\$22,731	\$1,209,697
26	February-12	\$18,427		\$1,540,395	\$127,649	\$1,668,044
27	March-12	\$2,819		\$98,243	\$1,765	\$102,827
28	April-12			\$56,423		\$56,423
29	May-12			\$238,270		\$238,270

The Narragansett Electric Company
d/b/a National Grid
Summary of Final Storm Costs by Month
2010 and 2011 Storm Events

Line #	Month	March 2010 Flood (a)	September 2010 Hurricane Earl (b)	August 2011 Tropical Storm Irene (c)	October 2011 Snowstorm (d)	Total (e)
30	June-12			\$513,688		\$513,688
31	July-12			\$38,151	\$17,262	\$55,413
32	August-12			\$0		\$0
33	September-12			\$0		\$0
34	October-12			\$0		\$0
35	November-12			\$0		\$0
36	December-12			\$0		\$0
37	January-13			\$0		\$0
38	February-13			\$0		\$0
39	March-13			\$0		\$0
40	April-13			\$0		\$0
41	May-13			\$0		\$0
42	June-13			\$0		\$0
43	July-13			\$0		\$0
44	August-13			\$648,558		\$648,558
45	Total Storm Costs	\$1,739,228	\$430,303	\$32,235,099	\$735,849	\$35,140,477

Schedule 3

March 2010 Flood

The Narragansett Electric Company
Summary of Final Storm Costs
March 2010 Flood

<u>Line #</u>	<u>Source System</u>	<u>Amount</u>
		(a)
1	Incremental O&M Storm Costs:	
2	Accounts Payable	
3	Overhead Line	\$7,592
4	Forestry	10,891
5	Procurement Cards	11,338
6	Miscellaneous Accounts Payable	996,765
7	Total Accounts Payable	<u>\$1,026,586</u>
8	Payroll	\$764,679
9	Allocations	\$203,621
10	Transportation	\$16,694
11	Inventory	\$138,845
12	Employee Expense	<u>\$4,057</u>
13	Total Incremental O&M Storm Costs	<u>\$2,154,482</u>
14	Exclusions:	
15	Materials	\$40,254
16	Capital	\$0
17	Removal/Other	\$0
18	Deductible	<u>\$375,000</u>
19	Total Exclusions	<u>\$415,254</u>
20	Total Incremental O&M Deferred Storm Costs	<u><u>\$1,739,228</u></u>

The Narragansett Electric Company
Summary of Final Storm Costs
March 2010 Flood
Accounts Payable - Overhead Line Contractors

Grand Total: \$7,592

<u>Line #</u>	<u>Vendor</u> (a)	<u>Invoice Number</u> (b)	<u>Image Reference</u> (c)	<u>Amount</u> (d)
1	KOBO UTILITY & ELECTRICAL	377	377.pdf	\$7,592

The Narragansett Electric Company
Summary of Final Storm Costs
March 2010 Flood
Accounts Payable - Overhead Line Contractors - Detail

Grand Total: \$7,592

<u>Line #</u>	<u>Vendor</u> (a)	<u>Invoice Number</u> (b)	<u>Detailed Supporting Image Reference</u> (c)	<u>Contractor Reference</u> (d)	<u>Amount</u> (e)
1	KOBO UTILITY & ELECTRICAL	377	377.pdf	377	\$7,592

The Narragansett Electric Company
Summary of Final Storm Costs
March 2010 Flood
Accounts Payable - Forestry Contractors

Grand Total: \$10,891

<u>Line #</u>	<u>Vendor</u> (a)	<u>Image Reference</u> (b)	<u>Amount</u> (c)
1	STANLEY TREE SERVICE INC	1011616.pdf	\$4,496
2	STANLEY TREE SERVICE INC	1011712.pdf	\$1,415
3	STANLEY TREE SERVICE INC	1011994.pdf	\$546
4	THE DAVEY TREE EXPERT COMPANY	1011572.pdf	\$1,005
5	THE DAVEY TREE EXPERT COMPANY	1011573.pdf	\$379
6	THE DAVEY TREE EXPERT COMPANY	1011576.pdf	\$812
7	THE DAVEY TREE EXPERT COMPANY	1011812.pdf	\$1,456
8	THE DAVEY TREE EXPERT COMPANY	1011813.pdf	\$782

The Narragansett Electric Company
Summary of Final Storm Costs
March 2010 Flood
Accounts Payable - Procurement Cards

Grand Total: \$11,338

<u>Line #</u>	<u>Merchant</u>	<u>Image Reference</u>	<u>Amount</u>
(a)	(b)	(c)	
1	7-ELEVEN 33614 Q05	N/A	\$85
2	A PAGLIARINIS FAMILY R	HSBCmay10ri9.pdf	\$91
3	BUGABOO CREEK#9001	HSBCapr10ma4.pdf	\$339
4	CHESTERS	HSBCapr10ri1.pdf	\$97
5	CHESTERS	HSBCmay10ri3.pdf	\$260
6	COWESETT INN	HSBCmay10ri9.pdf	\$266
7	CUMBERLAND HOUSE OF PI	N/A	\$58
8	D'ANGELOS #5021	N/A	\$67
9	D'ANGELOS #5021	HSBCmay10ri7.pdf	\$194
10	D'ANGELOS #5144	N/A	\$269
11	DENNYS 7583	HSBCmay10ri7.pdf	\$330
12	DICK'S CLOTHING&SPORTI	N/A	\$123
13	DICKS CLOTHING&SPORTIN	N/A	\$319
14	DUNKIN #333014 Q35	HSBCmay10ri9.pdf	\$13
15	DUNKIN #337151 Q35	N/A	\$32
16	ECCO WRENTHAM	N/A	\$150
17	EW- PROVIDENCE	HSBCmay10ri10.pdf	\$2,762
18	HILTI INC	HSBCapr10ma4.pdf	\$467
19	LOWES #01505*	N/A	\$134
20	LOWES #01505*	N/A	\$147
21	LOWES #01505*	N/A	\$442
22	LOWES #02393*	HSBCapr10ma5.pdf	\$64
23	LOWES #02811*	HSBCmay10ri6.pdf	\$13
24	MARCHETTI'S RESTAURANT	N/A	\$91
25	NEWARK US 00000109	N/A	\$484
26	NEWARK US 00000109	HSBCmay10ma1.pdf	\$174
27	NEWARK US 00000109	HSBCjul10ma1.pdf	\$1,104
28	OCEAN STATE OIL, INC.	HSBCmay10ri6.pdf	\$71
29	PAMS PIZZA	HSBCmay10ri10.pdf	\$75
30	PANERA BREAD #3855 Q53	HSBCapr10ri2.pdf	\$466
31	PANERA BREAD #3855 Q53	HSBCmay10ri11.pdf	\$120
32	PLASTIC PIPE AND SUPPL	HSBCmay10ri10.pdf	\$182

The Narragansett Electric Company
Summary of Final Storm Costs
March 2010 Flood
Accounts Payable - Procurement Cards

Grand Total: \$11,338

<u>Line #</u>	<u>Merchant</u>	<u>Image Reference</u>	<u>Amount</u>
(a)	(b)	(c)	
33	PLASTIC PIPE AND SUPPL	HSBCmay10ri10.pdf	\$200
34	RICHARD'S PUB	N/A	\$45
35	RICHARD'S PUB	HSBCmay10ri7.pdf	\$264
36	SANTORO'S PIZZA	HSBCmay10ri9.pdf	\$30
37	SEAPLANE DINER	HSBCapr10ma4.pdf	\$34
38	SHAW'S MARKET #7625Q	N/A	\$37
39	SHELL OIL 575429771QPS	N/A	\$15
40	STAPLES 00112300	HSBCmay10ri6.pdf	\$60
41	STOP & SHOP #720	N/A	\$43
42	THE BIG CHEESE	N/A	\$91
43	THE HOME DEPOT #4279	N/A	\$266
44	THE HOME DEPOT 2674	HSBCapr10ma5.pdf	\$74
45	THE HOME DEPOT 2681	HSBCapr10ma5.pdf	\$223
46	THE HOME DEPOT 2681	HSBCmay10ma1.pdf	\$128
47	THE HOME DEPOT 4282	HSBCmay10ri6.pdf	\$125
48	THE HOME DEPOT 4283	HSBCmay10ri8.pdf	\$85
49	WW GRAINGER	HSBCapr10ma5.pdf	\$132

The Narragansett Electric Company
Summary of Final Storm Costs
March 2010 Flood
Accounts Payable - Miscellaneous Accounts Payable

Grand Total: \$996,765

Line #	Vendor (a)	Image Reference (b)	Amount (c)
1	AA THRIFTY SIGN & AWNING INC	0040711H.pdf	\$412
2	AECOM INC	37040269.pdf	\$1,600
3	BECKWITH ELECTRIC CO INC	99798.pdf	\$27,171
4	BRANCH TRUCK WASH	10360.pdf	\$95
5	BRANCH TRUCK WASH	10361.pdf	\$125
6	BRANCH TRUCK WASH	10365.pdf	\$95
7	BRANCH TRUCK WASH	10372.pdf	\$20
8	CASEY ENGINEERED MAINTENANCE INC	924824.pdf	\$486
9	CITIWORKS INCORPORATED	12738.pdf	\$172
10	CITIWORKS INCORPORATED	12751.pdf	\$17,811
11	CITY LOCK SERVICE & SUPPLY COMPANY INC	57202.pdf	\$286
12	CITY OF PROVIDENCE	14526.pdf	\$370
13	CLARK AND MOTT CONSTRUCTION INC	935429.pdf	\$7,219
14	CLEAN HARBORS ENVIRONMENTAL SERVICES INC	RI1034805.pdf	\$10,865
15	CLEAN HARBORS ENVIRONMENTAL SERVICES INC	RI1041044R.pdf	\$64,077
16	CLEAN HARBORS ENVIRONMENTAL SERVICES INC	RI1057293.pdf	\$5,009
17	CLEAN HARBORS ENVIRONMENTAL SERVICES INC	RI1070548.pdf	\$6,340
18	CLEAN HARBORS ENVIRONMENTAL SERVICES INC	RI1081800.pdf	\$6,838
19	COLE CONSTRUCTION CORP	2878.pdf	\$2,665
20	ELECCOMM POWER SERVICES INC	NSTG10-1415.pdf	\$16,984
21	ELECCOMM POWER SERVICES INC	NSTT10-1425.pdf	\$13,899
22	ELECCOMM POWER SERVICES INC	NSTT10-1498.pdf	\$62,097
23	ELECCOMM POWER SERVICES INC	NSTT10-1566.pdf	\$42,027
24	GRAYBAR ELECTRIC COMPANY INC	947064263.pdf	\$29
25	GRAYBAR ELECTRIC COMPANY INC	952946451.pdf	\$2,169
26	INSTA-BRITE MOBILE WASHING INC	105670.pdf	\$1,280
27	INSTA-BRITE MOBILE WASHING INC	105704.pdf	\$1,600
28	INSTA-BRITE MOBILE WASHING INC	105709.pdf	\$880
29	INSTA-BRITE MOBILE WASHING INC	105752.pdf	\$800
30	INSTA-BRITE MOBILE WASHING INC	105765.pdf	\$800
31	J H LYNCH AND SONS INC	35740.043010.pdf	\$176
32	J H LYNCH AND SONS INC	37497.pdf	\$10,948
33	J H LYNCH AND SONS INC	37498.pdf	\$21,136
34	J H LYNCH AND SONS INC	37526.pdf	\$80,043
35	J H LYNCH AND SONS INC	37580.pdf	\$409
36	J H LYNCH AND SONS INC	37581.pdf	\$409
37	JAMES J OROURKE INC	JW1004WEST.pdf	\$4,350
38	JAMES J OROURKE INC	JW1005WEST.pdf	\$1,427
39	JAMES J OROURKE INC	JW1101WEST.pdf	\$712
40	KEYSPAN CORPORATION	100037.pdf	\$111,296
41	KRENZ AND COMPANY INC	151276.pdf	\$15,930
42	KRENZ AND COMPANY INC	115012.pdf	\$17,045
43	KRENZ AND COMPANY INC	115086.pdf	\$1,284

The Narragansett Electric Company
Summary of Final Storm Costs
March 2010 Flood
Accounts Payable - Miscellaneous Accounts Payable

Grand Total: \$996,765

Line #	Vendor (a)	Image Reference (b)	Amount (c)
44	KRENZ AND COMPANY INC	151360.pdf	\$2,399
45	KRENZ AND COMPANY INC	152006.pdf	\$3,701
46	LAB SAFETY SUPPLY INC	1015550892.pdf	\$122
47	MARSH USA INC - NEW YORK CITY	283826.pdf	\$2,819
48	MIRRA COMPANY INC	103784.pdf	\$3,737
49	MIRRA COMPANY INC	103840.pdf	\$1,213
50	MIRRA COMPANY INC	103843.pdf	\$3,634
51	MORAN ENVIRONMENTAL RECOVERY LLC	7431.pdf	\$3,714
52	MORAN ENVIRONMENTAL RECOVERY LLC	7629.pdf	\$78,271
53	MORAN ENVIRONMENTAL RECOVERY LLC	7736.pdf	\$20,917
54	MORAN ENVIRONMENTAL RECOVERY LLC	7789.pdf	\$15,850
55	MORAN ENVIRONMENTAL RECOVERY LLC	7946.pdf	\$12,799
56	MORAN ENVIRONMENTAL RECOVERY LLC	8064.pdf	\$684
57	PARMA DOORS INC	35475.pdf	\$2,972
58	PERRYVILLE PROPERTIES LLC	1042.pdf	\$100
59	PERRYVILLE PROPERTIES LLC	1042A.pdf	\$10,000
60	PERRYVILLE PROPERTIES LLC	1045.pdf	\$10,100
61	PERRYVILLE PROPERTIES LLC	1050.pdf	\$10,100
62	PERRYVILLE PROPERTIES LLC	1056.pdf	\$10,100
63	PERRYVILLE PROPERTIES LLC	1061.pdf	\$10,100
64	PERRYVILLE PROPERTIES LLC	1066.pdf	\$10,100
65	PERRYVILLE PROPERTIES LLC	1072.pdf	\$5,050
66	PRECISION ALARM	55054.pdf	\$5,361
67	PRECISION ALARM	55273.pdf	\$292
68	ROADSAFE TRAFFIC SYSTEMS INC	RI1196641.pdf	\$545
69	ROADSAFE TRAFFIC SYSTEMS INC	RI1199447.pdf	\$48
70	ROADSAFE TRAFFIC SYSTEMS INC	RI1201595.pdf	\$48
71	RPKK INC	2620.pdf	\$110
72	RPKK INC	2661.pdf	\$28
73	STAPLES INC	N/A	\$2,066
74	THE EAGLE LEASING COMPANY	RI244597.pdf	\$1,017
75	THE EAGLE LEASING COMPANY	RI244598.pdf	\$749
76	THE EAGLE LEASING COMPANY	RI244601.pdf	\$348
77	THE EAGLE LEASING COMPANY	RI245113.pdf	\$294
78	TOWN OF SCITUATE	10-38-dv.pdf	\$1,197
79	TOWN OF WESTERLY	2541.pdf	\$332
80	UNITED SITE SERVICES NORTHEAST INC	106-65368.pdf	\$481
81	UNITED SITE SERVICES NORTHEAST INC	106-65469.pdf	\$526
82	UNITED SITE SERVICES NORTHEAST INC	106-65470.pdf	\$372
83	UNITED SITE SERVICES NORTHEAST INC	106-65472.pdf	\$324
84	UNITED SITE SERVICES NORTHEAST INC	106-65483.pdf	\$303
85	UNITED SITE SERVICES NORTHEAST INC	106-66645.pdf	\$324
86	UNITED SITE SERVICES NORTHEAST INC	106-67756.pdf	\$171

The Narragansett Electric Company
Summary of Final Storm Costs
March 2010 Flood
Accounts Payable - Miscellaneous Accounts Payable

Grand Total: \$996,765

Line #	Vendor (a)	Image Reference (b)	Amount (c)
87	UNITED SITE SERVICES NORTHEAST INC	106-68379.pdf	\$33
88	UNITED SITE SERVICES NORTHEAST INC	106-71855.pdf	\$660
89	UNITED SITE SERVICES NORTHEAST INC	106-71856.pdf	\$439
90	UNITED SITE SERVICES NORTHEAST INC	106-71857.pdf	\$266
91	UNIVERSAL CONSTRUCTION COMPANY	9745.pdf	\$1,943
92	UNIVERSAL CONSTRUCTION COMPANY	9746.pdf	\$1,207
93	UNIVERSAL CONSTRUCTION COMPANY	9747.pdf	\$1,096
94	UNIVERSAL CONSTRUCTION COMPANY	9748.pdf	\$1,033
95	UNIVERSAL CONSTRUCTION COMPANY	9749.pdf	\$9,577
96	UNIVERSAL CONSTRUCTION COMPANY	9750.pdf	\$7,607
97	UNIVERSAL CONSTRUCTION COMPANY	9751.pdf	\$9,197
98	UNIVERSAL CONSTRUCTION COMPANY	9752.pdf	\$910
99	UNIVERSAL CONSTRUCTION COMPANY	9753.pdf	\$841
100	UNIVERSAL CONSTRUCTION COMPANY	9754.pdf	\$7,456
101	UNIVERSAL CONSTRUCTION COMPANY	9755.pdf	\$7,132
102	UNIVERSAL CONSTRUCTION COMPANY	9756.pdf	\$6,864
103	UNIVERSAL CONSTRUCTION COMPANY	9757.pdf	\$602
104	UNIVERSAL CONSTRUCTION COMPANY	9758.pdf	\$4,075
105	UNIVERSAL CONSTRUCTION COMPANY	9759.pdf	\$3,266
106	UNIVERSAL CONSTRUCTION COMPANY	9760.pdf	\$3,133
107	UNIVERSAL CONSTRUCTION COMPANY	9761.pdf	\$304
108	UNIVERSAL CONSTRUCTION COMPANY	9763.pdf	\$223
109	UNIVERSAL CONSTRUCTION COMPANY	9764.pdf	\$122
110	UNIVERSAL CONSTRUCTION COMPANY	9765.pdf	\$7,643
111	UNIVERSAL CONSTRUCTION COMPANY	9766.pdf	\$689
112	UNIVERSAL CONSTRUCTION COMPANY	9768.pdf	\$370
113	UNIVERSAL CONSTRUCTION COMPANY	9769.pdf	\$282
114	UNIVERSAL CONSTRUCTION COMPANY	9770.pdf	\$167
115	UNIVERSAL CONSTRUCTION COMPANY	9771.pdf	\$66,435
116	UNIVERSAL CONSTRUCTION COMPANY	9774.pdf	\$439
117	UNIVERSAL CONSTRUCTION COMPANY	9775.pdf	\$399
118	UNIVERSAL CONSTRUCTION COMPANY	9776.pdf	\$369
119	UNIVERSAL CONSTRUCTION COMPANY	9777.pdf	\$3,241
120	UNIVERSAL CONSTRUCTION COMPANY	9778.pdf	\$618
121	UNIVERSAL CONSTRUCTION COMPANY	9779.pdf	\$380
122	UNIVERSAL CONSTRUCTION COMPANY	9780.pdf	\$3,551
123	UNIVERSAL CONSTRUCTION COMPANY	9781.pdf	\$3,100
124	UNIVERSAL CONSTRUCTION COMPANY	9782.pdf	\$2,916
125	UNIVERSAL CONSTRUCTION COMPANY	9783.pdf	\$2,216
126	UNIVERSAL CONSTRUCTION COMPANY	9784.pdf	\$1,407
127	UNIVERSAL CONSTRUCTION COMPANY	9786.pdf	\$760
128	UNIVERSAL CONSTRUCTION COMPANY	9788.pdf	\$305
129	UNIVERSAL CONSTRUCTION COMPANY	9789.pdf	\$1,206

The Narragansett Electric Company
Summary of Final Storm Costs
March 2010 Flood
Accounts Payable - Miscellaneous Accounts Payable

Grand Total: \$996,765

<u>Line #</u>	<u>Vendor</u> (a)	<u>Image Reference</u> (b)	<u>Amount</u> (c)
130	UNIVERSAL CONSTRUCTION COMPANY	9790.pdf	\$777
131	UNIVERSAL CONSTRUCTION COMPANY	9791.pdf	\$69
132	W W GRAINGER INC	9219521425.pdf	\$22,236
133	W W GRAINGER INC	9220295464.pdf	\$374
134	W W GRAINGER INC	9235256972.pdf	\$217
135	W W GRAINGER INC	9240486119.pdf	\$17,222
136	W W GRAINGER INC	9240486127.pdf	(\$3,223)
137	WILLIAMS SCOTSMAN INC	94930372.pdf	\$1,072
138	WILLIAMS SCOTSMAN INC	94980000.pdf	\$394
139	WILLIAMS SCOTSMAN INC	95039439.pdf	\$347

The Narragansett Electric Company
Summary of Final Storm Costs
March 2010 Flood
Payroll Cost Summary by Source Company

Grand Total: \$764,679

<u>Line #</u>	<u>Orig Bus Unit</u> (a)	<u>Orig Bus Unit Descr</u> (b)	<u>Base Pay</u> (c)	<u>Overtime</u> (d)	<u>Miscellaneous Pay</u> (e)
1	00005	Massachusetts Electric Company	\$20,979	\$66,421	\$90
2	00036	Niagara Mohawk Power Corp	\$0	\$5,543	\$350
3	00049	Narragansett Electric Company	\$0	\$471,812	\$2,644
4	00099	National Grid USA Service Co.	<u>\$58,668</u>	<u>\$136,750</u>	<u>\$1,423</u>
5		Total	<u><u>\$79,647</u></u>	<u><u>\$680,525</u></u>	<u><u>\$4,507</u></u>

The Narragansett Electric Company
d/b/a National Grid
Final Storm Cost Accounting: 2010 and 2011 Storm Events
R.I.P.U.C. Docket No. 2509
Schedule 3-F-1
Page 1 of 9

The Narragansett Electric Company
Summary of Final Storm Costs
March 2010 Flood
Payroll Costs by Employee ID

Line #	Job Cd Descr (a)	Empl Id (b)	Orig Business Unit (c)	Orig Bus Unit Descr (d)	Base Pay (e)	Overtime (f)	Grand Total
							\$764,679
							Miscellaneous Pay (g)
1	Manager	10000197	00005	Massachusetts Electric Company	\$1,171	\$2,797	\$0
2	O&M Worker 1/C	10000422	00005	Massachusetts Electric Company	\$210	\$1,630	\$0
3	Distribution Design Eng	100000614	00005	Massachusetts Electric Company	\$394	\$0	\$0
4	Performance Svr	100000728	00005	Massachusetts Electric Company	\$0	\$1,530	\$0
5	O&M Worker Apprentice	100001415	00005	Massachusetts Electric Company	\$198	\$0	\$0
6	Design Assistant II	100001793	00005	Massachusetts Electric Company	\$0	\$236	\$0
7	Svr Distr Design	100003047	00005	Massachusetts Electric Company	\$679	\$412	\$0
8	Performance Svr	100003126	00005	Massachusetts Electric Company	\$235	\$1,149	\$0
9	Manager	100003527	00005	Massachusetts Electric Company	\$2,572	\$2,045	\$0
10	Performance Svr	100003888	00005	Massachusetts Electric Company	\$305	\$1,747	\$0
11	Manager	100004034	00005	Massachusetts Electric Company	\$0	\$2,730	\$0
12	Manager	100004070	00005	Massachusetts Electric Company	\$0	\$2,487	\$0
13	Performance Svr	100004615	00005	Massachusetts Electric Company	\$627	\$1,021	\$0
14	O&M Worker 1/C	100004733	00005	Massachusetts Electric Company	\$280	\$0	\$20
15	Performance Svr	100005521	00005	Massachusetts Electric Company	\$2,956	\$7,111	\$0
16	Design Assistant II	100005746	00005	Massachusetts Electric Company	\$288	\$54	\$0
17	O&M Worker 1/C	100006003	00005	Massachusetts Electric Company	\$0	\$421	\$0
18	Performance Svr	100007208	00005	Massachusetts Electric Company	\$582	\$1,360	\$0
19	Working Leader - Tester	100007312	00005	Massachusetts Electric Company	\$239	\$2,445	\$0
20	Lead Splicer	100007313	00005	Massachusetts Electric Company	\$0	\$975	\$0
21	Working Leader - Tester	100008008	00005	Massachusetts Electric Company	\$795	\$2,206	\$0
22	Performance Svr	100008160	00005	Massachusetts Electric Company	\$1,415	\$0	\$0
23	O&M Worker 2/C	100009357	00005	Massachusetts Electric Company	\$170	\$1,484	\$0
24	Working Leader	100010884	00005	Massachusetts Electric Company	\$550	\$1,827	\$20
25	Lead Supervisor	100011074	00005	Massachusetts Electric Company	\$1,139	\$2,135	\$0
26	Performance Svr	100011706	00005	Massachusetts Electric Company	\$0	\$2,641	\$0
27	O&M Worker 1/C	100015410	00005	Massachusetts Electric Company	\$0	\$789	\$30
28	Distribution Design Eng	100015709	00005	Massachusetts Electric Company	\$273	\$0	\$0
29	Working Leader	100016130	00005	Massachusetts Electric Company	\$0	\$1,108	\$0
30	Performance Svr	100016217	00005	Massachusetts Electric Company	\$132	\$0	\$0
31	Lead Splicer	100016449	00005	Massachusetts Electric Company	\$0	\$80	\$0
32	Distribution Design Eng	100016500	00005	Massachusetts Electric Company	\$351	\$690	\$0
33	Performance Svr	100016626	00005	Massachusetts Electric Company	\$0	\$530	\$0
34	O&M Worker 1/C	100016696	00005	Massachusetts Electric Company	\$491	\$2,313	\$0
35	Distribution Design Eng	100016712	00005	Massachusetts Electric Company	\$0	\$608	\$0
36	Performance Svr	100016725	00005	Massachusetts Electric Company	\$332	\$1,303	\$0
37	O&M Worker 1/C	100016731	00005	Massachusetts Electric Company	\$0	\$946	\$0
38	O&M Worker 1/C	100016734	00005	Massachusetts Electric Company	\$210	\$1,840	\$0
39	Working Leader	100016748	00005	Massachusetts Electric Company	\$0	\$36	\$0
40	Cable Splicer 3/C	100016764	00005	Massachusetts Electric Company	\$0	\$18	\$0
41	Distribution Design Eng	100016768	00005	Massachusetts Electric Company	\$252	\$0	\$0
42	Design Assistant II	100016856	00005	Massachusetts Electric Company	\$288	\$216	\$0
43	Lead Splicer	100016871	00005	Massachusetts Electric Company	\$0	\$25	\$0
44	Performance Svr	100016874	00005	Massachusetts Electric Company	\$322	\$458	\$0
45	Distribution Design Eng	100016919	00005	Massachusetts Electric Company	\$335	\$0	\$0
46	O&M Worker 1/C	100016957	00005	Massachusetts Electric Company	\$210	\$1,847	\$0
47	O&M Worker 1/C	100016993	00005	Massachusetts Electric Company	\$0	\$32	\$0
48	Lead Splicer	100016996	00005	Massachusetts Electric Company	\$0	\$79	\$0
49	Design Assistant II	100017080	00005	Massachusetts Electric Company	\$0	\$162	\$0
50	Distribution Design Eng	100017082	00005	Massachusetts Electric Company	\$285	\$0	\$0
51	Working Leader - Tester	100017085	00005	Massachusetts Electric Company	\$270	\$2,624	\$0
52	Cable Splicer 1/C	100017307	00005	Massachusetts Electric Company	\$0	\$72	\$0
53	O&M Worker 1/C	100017629	00005	Massachusetts Electric Company	\$701	\$1,945	\$0
54	Cable Splicer Apprentice	100017771	00005	Massachusetts Electric Company	\$0	\$652	\$0
55	Design Assistant I	100018403	00005	Massachusetts Electric Company	\$235	\$463	\$0
56	O&M Worker 3/C	100018579	00005	Massachusetts Electric Company	\$156	\$1,365	\$0
57	Senior Design Technician	100019089	00005	Massachusetts Electric Company	\$273	\$0	\$0
58	Senior Design Technician	100046086	00005	Massachusetts Electric Company	\$273	\$0	\$0
59	O&M Worker 2/C	100046643	00005	Massachusetts Electric Company	\$170	\$1,484	\$0
60	Design Asst II	100046862	00005	Massachusetts Electric Company	\$218	\$0	\$0
61	O&M Worker 2/C	100046893	00005	Massachusetts Electric Company	\$396	\$1,315	\$20
62	O&M Worker 3/C	100048023	00005	Massachusetts Electric Company	\$0	\$449	\$0
63	O&M Worker 2/C/Tester	100049650	00005	Massachusetts Electric Company	\$0	\$496	\$0
64	Cable Splicer Apprentice	100050800	00005	Massachusetts Electric Company	\$0	\$652	\$0
65	Cable Splicer 3/C	100054841	00005	Massachusetts Electric Company	\$0	\$690	\$0
66	Cable Splicer 3/C	100054845	00005	Massachusetts Electric Company	\$0	\$690	\$0
67	Office Technician C	100020642	00036	Niagara Mohawk Power Corp	\$0	\$123	\$14
68	Office Technician C	100021232	00036	Niagara Mohawk Power Corp	\$0	\$184	\$14
69	Office Technician C	100025905	00036	Niagara Mohawk Power Corp	\$0	\$235	\$14
70	Senior Office Technician	100027232	00036	Niagara Mohawk Power Corp	\$0	\$799	\$42

The Narragansett Electric Company
d/b/a National Grid
Final Storm Cost Accounting: 2010 and 2011 Storm Events
R.I.P.U.C. Docket No. 2509
Schedule 3-F-1
Page 2 of 9

The Narragansett Electric Company
Summary of Final Storm Costs
March 2010 Flood
Payroll Costs by Employee ID

Line #	Job Cd Descr (a)	Empl Id (b)	Orig Business Unit (c)	Orig Bus Unit Descr (d)	Base Pay (e)	Grand Total	
						Overtime (f)	Miscellaneous Pay (g)
							<u>\$764,679</u>
71	Office Technician C	100029535	00036	Niagara Mohawk Power Corp	\$0	\$409	\$42
72	Office Technician C	100033680	00036	Niagara Mohawk Power Corp	\$0	\$409	\$28
73	Senior Office Technician	100033696	00036	Niagara Mohawk Power Corp	\$0	\$860	\$42
74	Office Technician C	100034221	00036	Niagara Mohawk Power Corp	\$0	\$388	\$14
75	Office Technician C	100034273	00036	Niagara Mohawk Power Corp	\$0	\$266	\$28
76	Office Technician A	100054710	00036	Niagara Mohawk Power Corp	\$0	\$192	\$0
77	Administrative Clerk A ED	100054909	00036	Niagara Mohawk Power Corp	\$0	\$31	\$0
78	Office Technician B	100055063	00036	Niagara Mohawk Power Corp	\$0	\$35	\$0
79	Administrative Clerk A ED	100055149	00036	Niagara Mohawk Power Corp	\$0	\$12	\$0
80	Administrative Clerk A ED	100055156	00036	Niagara Mohawk Power Corp	\$0	\$157	\$14
81	Administrative Clerk A ED	100713132	00036	Niagara Mohawk Power Corp	\$0	\$217	\$14
82	Administrative Clerk A ED	100713133	00036	Niagara Mohawk Power Corp	\$0	\$165	\$0
83	Administrative Clerk A ED	100713149	00036	Niagara Mohawk Power Corp	\$0	\$189	\$0
84	Administrative Clerk A ED	100713180	00036	Niagara Mohawk Power Corp	\$0	\$47	\$14
85	Administrative Clerk A ED	100713186	00036	Niagara Mohawk Power Corp	\$0	\$36	\$14
86	Administrative Clerk A ED	100713332	00036	Niagara Mohawk Power Corp	\$0	\$79	\$0
87	Administrative Clerk A ED	100713344	00036	Niagara Mohawk Power Corp	\$0	\$57	\$0
88	Administrative Clerk A ED	100713365	00036	Niagara Mohawk Power Corp	\$0	\$204	\$28
89	Administrative Clerk A ED	100713366	00036	Niagara Mohawk Power Corp	\$0	\$158	\$0
90	Administrative Clerk A ED	100713371	00036	Niagara Mohawk Power Corp	\$0	\$79	\$0
91	Administrative Clerk A ED	100713372	00036	Niagara Mohawk Power Corp	\$0	\$215	\$28
92	Performance Svr	100000098	00049	Narragansett Electric Company	\$0	\$3,213	\$0
93	Working Leader O&M Test	100000189	00049	Narragansett Electric Company	\$0	\$4,677	\$0
94	Manager	100000500	00049	Narragansett Electric Company	\$0	\$1,061	\$0
95	Senior Design Technician	100000704	00049	Narragansett Electric Company	\$0	\$1,076	\$0
96	Performance Svr	100000884	00049	Narragansett Electric Company	\$0	\$1,528	\$0
97	Lineworker 1/C	100000915	00049	Narragansett Electric Company	\$0	\$2,068	\$0
98	O&M Worker 1/C Test	100000996	00049	Narragansett Electric Company	\$0	\$5,705	\$100
99	Working Leader O&M Test	100000997	00049	Narragansett Electric Company	\$0	\$442	\$0
100	Troubleshooter	100001030	00049	Narragansett Electric Company	\$0	\$414	\$0
101	Senior Design Technician	100001357	00049	Narragansett Electric Company	\$0	\$615	\$0
102	Lead Splicer	100001923	00049	Narragansett Electric Company	\$0	\$113	\$0
103	Performance Svr	100001934	00049	Narragansett Electric Company	\$0	\$3,520	\$0
104	Lineworker 1/C	100001946	00049	Narragansett Electric Company	\$0	\$3,478	\$0
105	Crew Leader	100001967	00049	Narragansett Electric Company	\$0	\$4,818	\$0
106	O&M Worker 1/C Test	100002066	00049	Narragansett Electric Company	\$0	\$5,001	\$100
107	Crew Leader	100002129	00049	Narragansett Electric Company	\$0	\$1,419	\$0
108	Crew Leader	100002130	00049	Narragansett Electric Company	\$0	\$2,527	\$0
109	Lead Splicer	100002430	00049	Narragansett Electric Company	\$0	\$811	\$0
110	Lineworker 2/C	100002432	00049	Narragansett Electric Company	\$0	\$1,393	\$0
111	Analyst	100002472	00049	Narragansett Electric Company	\$0	\$494	\$0
112	Performance Svr	100002580	00049	Narragansett Electric Company	\$0	\$2,451	\$0
113	Crew Leader	100002604	00049	Narragansett Electric Company	\$0	\$4,658	\$200
114	Troubleshooter	100002659	00049	Narragansett Electric Company	\$0	\$323	\$0
115	Meter Worker Assoc 80	100002674	00049	Narragansett Electric Company	\$0	\$1,048	\$0
116	Division Coordinator	100002680	00049	Narragansett Electric Company	\$0	\$1,906	\$0
117	Lineworker 1/C	100002706	00049	Narragansett Electric Company	\$0	\$2,245	\$0
118	Lineworker 1/C	100002732	00049	Narragansett Electric Company	\$0	\$2,862	\$0
119	Lead Business Specialist	100002760	00049	Narragansett Electric Company	\$0	\$390	\$0
120	O&M Worker 1/C Test	100002867	00049	Narragansett Electric Company	\$0	\$3,801	\$0
121	Lead Splicer	100002966	00049	Narragansett Electric Company	\$0	\$118	\$0
122	Lineworker 1/C	100003036	00049	Narragansett Electric Company	\$0	\$2,903	\$0
123	O&M Worker 1/C Test	100003088	00049	Narragansett Electric Company	\$0	\$3,377	\$0
124	Crew Leader	100003123	00049	Narragansett Electric Company	\$0	\$1,895	\$0
125	Lineworker 1/C	100003135	00049	Narragansett Electric Company	\$0	\$3,121	\$0
126	Lineworker 1/C	100003204	00049	Narragansett Electric Company	\$0	\$2,725	\$0
127	Crew Leader	100003336	00049	Narragansett Electric Company	\$0	\$3,429	\$0
128	Working Leader	100003443	00049	Narragansett Electric Company	\$0	\$1,918	\$0
129	Working Leader O&M Test	100003447	00049	Narragansett Electric Company	\$0	\$4,185	\$0
130	Lead Supervisor	100003705	00049	Narragansett Electric Company	\$0	\$1,503	\$0
131	Meterworker 1/C	100003729	00049	Narragansett Electric Company	\$0	\$2,354	\$0
132	Crew Leader	100003732	00049	Narragansett Electric Company	\$0	\$4,000	\$0
133	Lead Splicer	100003737	00049	Narragansett Electric Company	\$0	\$809	\$0
134	Messenger Auto	100003782	00049	Narragansett Electric Company	\$0	\$26	\$0
135	Troubleshooter	100003830	00049	Narragansett Electric Company	\$0	\$480	\$0
136	Meter Worker Assoc 80	100003878	00049	Narragansett Electric Company	\$0	\$310	\$0
137	Working Leader	100003924	00049	Narragansett Electric Company	\$0	\$1,832	\$0
138	Senior Design Technician	100003928	00049	Narragansett Electric Company	\$0	\$615	\$80
139	Meterworker 1/C	100003930	00049	Narragansett Electric Company	\$0	\$471	\$0
140	Troubleshooter	100004058	00049	Narragansett Electric Company	\$0	\$518	\$0

The Narragansett Electric Company
d/b/a National Grid
Final Storm Cost Accounting: 2010 and 2011 Storm Events
R.I.P.U.C. Docket No. 2509
Schedule 3-F-1
Page 3 of 9

The Narragansett Electric Company
Summary of Final Storm Costs
March 2010 Flood
Payroll Costs by Employee ID

Line #	Job Cd Descr (a)	Empl Id (b)	Orig Business Unit (c)	Orig Bus Unit Descr (d)	Base Pay (e)	Grand Total	
						Overtime (f)	Miscellaneous Pay (g)
							<u>\$764,679</u>
141	Lineworker 1/C	100004099	00049	Narragansett Electric Company	\$0	\$2,605	\$0
142	O&M Worker 1/C Test	100004144	00049	Narragansett Electric Company	\$0	\$2,080	\$0
143	Meter Worker Assoc 80	100004154	00049	Narragansett Electric Company	\$0	\$310	\$0
144	Crew Leader	100004288	00049	Narragansett Electric Company	\$0	\$946	\$0
145	Lineworker 1/C	100004328	00049	Narragansett Electric Company	\$0	\$675	\$0
146	Crew Leader	100004368	00049	Narragansett Electric Company	\$0	\$1,862	\$0
147	Laborer	100004417	00049	Narragansett Electric Company	\$0	\$114	\$0
148	O&M Worker 1/C Test	100004541	00049	Narragansett Electric Company	\$0	\$3,760	\$0
149	Crew Leader	100004551	00049	Narragansett Electric Company	\$0	\$2,000	\$0
150	Meter Worker Assoc 80	100004656	00049	Narragansett Electric Company	\$0	\$504	\$0
151	Distribution Design Eng	100004657	00049	Narragansett Electric Company	\$0	\$1,266	\$0
152	Senior Design Technician	100004701	00049	Narragansett Electric Company	\$0	\$564	\$0
153	Manager	100004747	00049	Narragansett Electric Company	\$0	\$4,274	\$0
154	Meterworker 1/C	100004750	00049	Narragansett Electric Company	\$0	\$1,519	\$0
155	Lead Energy Eff Consul	100004752	00049	Narragansett Electric Company	\$0	\$406	\$0
156	Crew Leader	100004891	00049	Narragansett Electric Company	\$0	\$5,525	\$0
157	Troubleshooter	100005026	00049	Narragansett Electric Company	\$0	\$650	\$0
158	Crew Leader	100005058	00049	Narragansett Electric Company	\$0	\$1,911	\$0
159	Meterworker 1/C	100005070	00049	Narragansett Electric Company	\$0	\$377	\$0
160	Distribution Design Eng	100005093	00049	Narragansett Electric Company	\$0	\$147	\$0
161	Lineworker 1/C	100005132	00049	Narragansett Electric Company	\$0	\$432	\$0
162	Cable Splicer 1/C	100005169	00049	Narragansett Electric Company	\$0	\$261	\$0
163	O&M Worker 1/C Test	100005233	00049	Narragansett Electric Company	\$0	\$4,897	\$0
164	Crew Leader	100005301	00049	Narragansett Electric Company	\$0	\$2,637	\$0
165	Superintendent	100005572	00049	Narragansett Electric Company	\$0	\$964	\$0
166	Crew Leader	100005631	00049	Narragansett Electric Company	\$0	\$8,885	\$0
167	Lineworker 1/C	100005636	00049	Narragansett Electric Company	\$0	\$2,156	\$0
168	Performance Svr	100005722	00049	Narragansett Electric Company	\$0	\$2,017	\$0
169	Meter Worker Assoc	100005730	00049	Narragansett Electric Company	\$0	\$441	\$0
170	Troubleshooter	100005742	00049	Narragansett Electric Company	\$0	\$78	\$0
171	Svr Bldg Mntc	100005814	00049	Narragansett Electric Company	\$0	\$2,856	\$0
172	Lineworker 1/C	100005903	00049	Narragansett Electric Company	\$0	\$1,746	\$0
173	Troubleshooter	100005952	00049	Narragansett Electric Company	\$0	\$66	\$0
174	Working Leader O&M Test	100005959	00049	Narragansett Electric Company	\$0	\$3,401	\$23
175	Meterworker 1/C	100005993	00049	Narragansett Electric Company	\$0	\$2,707	\$0
176	Senior Design Technician	100006088	00049	Narragansett Electric Company	\$0	\$615	\$0
177	Lineworker 1/C	100006095	00049	Narragansett Electric Company	\$0	\$3,941	\$0
178	O&M Worker 1/C Test	100006112	00049	Narragansett Electric Company	\$0	\$2,313	\$0
179	Working Leader O&M Test	100006116	00049	Narragansett Electric Company	\$0	\$3,995	\$44
180	Meter Worker Assoc 80	100006127	00049	Narragansett Electric Company	\$0	\$386	\$0
181	O&M Worker 3/C	100006181	00049	Narragansett Electric Company	\$0	\$2,134	\$10
182	Lineworker 2/C	100006220	00049	Narragansett Electric Company	\$0	\$2,558	\$0
183	Meterworker 1/C	100006247	00049	Narragansett Electric Company	\$0	\$1,624	\$0
184	Meterworker 1/C	100006477	00049	Narragansett Electric Company	\$0	\$1,202	\$0
185	Performance Svr	100006509	00049	Narragansett Electric Company	\$0	\$1,400	\$0
186	Lineworker 1/C	100006624	00049	Narragansett Electric Company	\$0	\$1,864	\$0
187	Lineworker 1/C	100006637	00049	Narragansett Electric Company	\$0	\$2,308	\$0
188	Performance Svr	100006658	00049	Narragansett Electric Company	\$0	\$1,169	\$0
189	Meter Worker Assoc	100006759	00049	Narragansett Electric Company	\$0	\$336	\$0
190	O&M Worker 1/C Test	100006849	00049	Narragansett Electric Company	\$0	\$4,048	\$0
191	Crew Leader	100006858	00049	Narragansett Electric Company	\$0	\$2,424	\$0
192	Lineworker 1/C	100006894	00049	Narragansett Electric Company	\$0	\$2,565	\$0
193	Lead Acct Manager	100006917	00049	Narragansett Electric Company	\$0	\$1,275	\$0
194	Meterworker 1/C	100006936	00049	Narragansett Electric Company	\$0	\$474	\$0
195	Crew Leader	100007033	00049	Narragansett Electric Company	\$0	\$1,892	\$0
196	Svr Fleet Maintenance	100007051	00049	Narragansett Electric Company	\$0	\$236	\$0
197	Performance Svr	100007130	00049	Narragansett Electric Company	\$0	\$2,581	\$0
198	Working Leader (80)	100007182	00049	Narragansett Electric Company	\$0	\$355	\$0
199	Lineworker 1/C	100007186	00049	Narragansett Electric Company	\$0	\$864	\$0
200	O&M Worker 1/C Test	100007203	00049	Narragansett Electric Company	\$0	\$27	\$0
201	Distribution Design Eng	100007221	00049	Narragansett Electric Company	\$0	\$1,766	\$0
202	Lineworker 1/C	100007244	00049	Narragansett Electric Company	\$0	\$3,018	\$100
203	Cable Splicer 1/C	100007343	00049	Narragansett Electric Company	\$0	\$301	\$0
204	Crew Leader	100007399	00049	Narragansett Electric Company	\$0	\$1,272	\$0
205	Performance Svr	100007426	00049	Narragansett Electric Company	\$0	\$7,371	\$0
206	Lineworker 1/C	100007471	00049	Narragansett Electric Company	\$0	\$6,420	\$0
207	Crew Leader	100007478	00049	Narragansett Electric Company	\$0	\$2,579	\$200
208	Crew Leader	100007538	00049	Narragansett Electric Company	\$0	\$3,438	\$0
209	Senior Design Technician	100007550	00049	Narragansett Electric Company	\$0	\$1,025	\$0
210	Senior Design Technician	100007583	00049	Narragansett Electric Company	\$0	\$1,025	\$0

The Narragansett Electric Company
d/b/a National Grid
Final Storm Cost Accounting: 2010 and 2011 Storm Events
R.I.P.U.C. Docket No. 2509
Schedule 3-F-1
Page 4 of 9

The Narragansett Electric Company
Summary of Final Storm Costs
March 2010 Flood
Payroll Costs by Employee ID

Line #	Job Cd Descr (a)	Empl Id (b)	Orig Business Unit (c)	Orig Bus Unit Descr (d)	Base Pay (e)	Grand Total	
						Overtime (f)	Miscellaneous Pay (g)
							<u>\$764,679</u>
211	Lineworker 1/C	100007773	00049	Narragansett Electric Company	\$0	\$4,288	\$200
212	Senior Design Technician	100007780	00049	Narragansett Electric Company	\$0	\$1,076	\$0
213	Maintenance Worker 1/C	100007814	00049	Narragansett Electric Company	\$0	\$1,023	\$0
214	Troubleshooter	100007876	00049	Narragansett Electric Company	\$0	\$480	\$0
215	Crew Leader	100007929	00049	Narragansett Electric Company	\$0	\$3,153	\$0
216	Meterworker 1/C	100007940	00049	Narragansett Electric Company	\$0	\$314	\$0
217	O&M Worker 1/C Test	100007946	00049	Narragansett Electric Company	\$0	\$2,111	\$12
218	Crew Leader	100008047	00049	Narragansett Electric Company	\$0	\$4,319	\$0
219	Cable Splicer 1/C	100008178	00049	Narragansett Electric Company	\$0	\$735	\$0
220	Troubleshooter	100008433	00049	Narragansett Electric Company	\$0	\$158	\$0
221	Troubleshooter	100008469	00049	Narragansett Electric Company	\$0	\$473	\$0
222	Cable Splicer 1/C	100008518	00049	Narragansett Electric Company	\$0	\$170	\$0
223	Meter Worker Assoc 80	100008549	00049	Narragansett Electric Company	\$0	\$310	\$0
224	O&M Worker 1/C Test	100008558	00049	Narragansett Electric Company	\$0	\$4,416	\$0
225	Manager	100008629	00049	Narragansett Electric Company	\$0	\$6,294	\$0
226	Crew Leader	100008682	00049	Narragansett Electric Company	\$0	\$118	\$0
227	Lineworker 1/C	100008793	00049	Narragansett Electric Company	\$0	\$4,481	\$0
228	Lineworker 1/C	100008800	00049	Narragansett Electric Company	\$0	\$1,292	\$0
229	Acting Manager	100008883	00049	Narragansett Electric Company	\$0	\$1,285	\$0
230	Cable Splicer 1/C	100008891	00049	Narragansett Electric Company	\$0	\$743	\$0
231	Cable Splicer 1/C	100008894	00049	Narragansett Electric Company	\$0	\$689	\$0
232	Cable Splicer 1/C	100008937	00049	Narragansett Electric Company	\$0	\$358	\$0
233	Lead Splicer	100008938	00049	Narragansett Electric Company	\$0	\$613	\$0
234	Senior Design Technician	100008960	00049	Narragansett Electric Company	\$0	\$564	\$0
235	Energy Eff Consultant	100009033	00049	Narragansett Electric Company	\$0	\$498	\$0
236	Watchman	100009174	00049	Narragansett Electric Company	\$0	\$349	\$0
237	Crew Leader	100009211	00049	Narragansett Electric Company	\$0	\$2,263	\$0
238	Working Leader	100009582	00049	Narragansett Electric Company	\$0	\$1,816	\$0
239	Lineworker 1/C	100009641	00049	Narragansett Electric Company	\$0	\$2,839	\$0
240	Crew Leader	100009670	00049	Narragansett Electric Company	\$0	\$2,897	\$0
241	Troubleshooter	100009715	00049	Narragansett Electric Company	\$0	\$648	\$0
242	Lineworker 1/C	100009773	00049	Narragansett Electric Company	\$0	\$1,262	\$0
243	Crew Leader	100009830	00049	Narragansett Electric Company	\$0	\$473	\$0
244	Crew Leader	100009862	00049	Narragansett Electric Company	\$0	\$3,508	\$0
245	Design Assistant I	100009886	00049	Narragansett Electric Company	\$0	\$629	\$0
246	Working Leader	100009922	00049	Narragansett Electric Company	\$0	\$209	\$0
247	Crew Leader	100009992	00049	Narragansett Electric Company	\$0	\$4,511	\$0
248	Senior Design Technician	100010034	00049	Narragansett Electric Company	\$0	\$615	\$0
249	Crew Leader	100010055	00049	Narragansett Electric Company	\$0	\$2,049	\$0
250	Senior Design Technician	100010197	00049	Narragansett Electric Company	\$0	\$615	\$0
251	Lineworker 1/C	100010297	00049	Narragansett Electric Company	\$0	\$3,337	\$0
252	Senior Design Technician	100010350	00049	Narragansett Electric Company	\$0	\$461	\$0
253	Crew Leader	100010363	00049	Narragansett Electric Company	\$0	\$2,811	\$100
254	O&M Worker 1/C Test	100010392	00049	Narragansett Electric Company	\$0	\$3,521	\$100
255	Lead Splicer	100010410	00049	Narragansett Electric Company	\$0	\$288	\$0
256	Troubleshooter	100010432	00049	Narragansett Electric Company	\$0	\$1,641	\$0
257	Lead Splicer	100010584	00049	Narragansett Electric Company	\$0	\$181	\$0
258	Lead Splicer	100010646	00049	Narragansett Electric Company	\$0	\$382	\$0
259	Lead Splicer	100010649	00049	Narragansett Electric Company	\$0	\$816	\$0
260	Meterworker 1/C	100010657	00049	Narragansett Electric Company	\$0	\$282	\$0
261	Troubleshooter	100010880	00049	Narragansett Electric Company	\$0	\$475	\$0
262	Lineworker 1/C	100011028	00049	Narragansett Electric Company	\$0	\$946	\$0
263	Lineworker 3/C	100011034	00049	Narragansett Electric Company	\$0	\$1,969	\$0
264	Lineworker 3/C	100011036	00049	Narragansett Electric Company	\$0	\$679	\$0
265	Performance Svr	100011131	00049	Narragansett Electric Company	\$0	\$500	\$0
266	Lineworker 1/C	100011250	00049	Narragansett Electric Company	\$0	\$4,527	\$0
267	Crew Leader	100011327	00049	Narragansett Electric Company	\$0	\$5,418	\$100
268	Lineworker 1/C	100011401	00049	Narragansett Electric Company	\$0	\$2,164	\$0
269	Crew Leader	100011621	00049	Narragansett Electric Company	\$0	\$4,243	\$0
270	Distribution Design Eng	100011750	00049	Narragansett Electric Company	\$0	\$824	\$0
271	Maintenance Worker 1/C	100011828	00049	Narragansett Electric Company	\$0	\$1,315	\$0
272	Lead Energy Eff Consul	100011844	00049	Narragansett Electric Company	\$0	\$881	\$0
273	Crew Leader	100011860	00049	Narragansett Electric Company	\$0	\$5,215	\$200
274	Troubleshooter	100011963	00049	Narragansett Electric Company	\$0	\$61	\$0
275	Lineworker 1/C	100011972	00049	Narragansett Electric Company	\$0	\$3,655	\$0
276	Lineworker 1/C	100012032	00049	Narragansett Electric Company	\$0	\$769	\$0
277	O&M Worker 1/C Test	100015314	00049	Narragansett Electric Company	\$0	\$3,664	\$22
278	O&M Worker 1/C Test	100015447	00049	Narragansett Electric Company	\$0	\$4,745	\$0
279	O&M Worker 1/C Test	100015455	00049	Narragansett Electric Company	\$0	\$2,889	\$0
280	Performance Svr	100015818	00049	Narragansett Electric Company	\$0	\$2,772	\$0

The Narragansett Electric Company
d/b/a National Grid
Final Storm Cost Accounting: 2010 and 2011 Storm Events
R.I.P.U.C. Docket No. 2509
Schedule 3-F-1
Page 5 of 9

The Narragansett Electric Company
Summary of Final Storm Costs
March 2010 Flood
Payroll Costs by Employee ID

Line #	Job Cd Descr (a)	Empl Id (b)	Orig Business Unit (c)	Orig Bus Unit Descr (d)	Base Pay (e)	Grand Total	
						Overtime (f)	Miscellaneous Pay (g)
281	Crew Leader	100016041	00049	Narragansett Electric Company	\$0	\$2,335	\$0
282	Troubleshooter	100016116	00049	Narragansett Electric Company	\$0	\$621	\$0
283	Crew Leader	100016118	00049	Narragansett Electric Company	\$0	\$1,960	\$0
284	Distribution Design Eng	100016394	00049	Narragansett Electric Company	\$0	\$1,956	\$0
285	Director	100016524	00049	Narragansett Electric Company	\$0	\$0	\$0
286	O&M Worker 1/C Test	100016532	00049	Narragansett Electric Company	\$0	\$4,241	\$0
287	Crew Leader	100016620	00049	Narragansett Electric Company	\$0	\$2,315	\$0
288	Working Leader	100016649	00049	Narragansett Electric Company	\$0	\$157	\$0
289	Distribution Design Eng	100016710	00049	Narragansett Electric Company	\$0	\$2,197	\$0
290	Troubleshooter	100016773	00049	Narragansett Electric Company	\$0	\$813	\$0
291	Meterworker 1/C	100016775	00049	Narragansett Electric Company	\$0	\$1,478	\$0
292	Lineworker 1/C	100016785	00049	Narragansett Electric Company	\$0	\$2,196	\$0
293	Performance Svr	100016804	00049	Narragansett Electric Company	\$0	\$1,400	\$0
294	Lineworker 1/C	100016827	00049	Narragansett Electric Company	\$0	\$649	\$0
295	Lead Splicer	100016938	00049	Narragansett Electric Company	\$0	\$727	\$0
296	Lineworker 1/C	100016941	00049	Narragansett Electric Company	\$0	\$590	\$0
297	Troubleshooter	100017009	00049	Narragansett Electric Company	\$0	\$285	\$0
298	Lead Acct Manager	100017096	00049	Narragansett Electric Company	\$0	\$870	\$0
299	Lead Acct Manager	100017126	00049	Narragansett Electric Company	\$0	\$516	\$0
300	Lead Tech Supp Consultant	100017127	00049	Narragansett Electric Company	\$0	\$781	\$0
301	Lead Acct Manager	100017186	00049	Narragansett Electric Company	\$0	\$1,069	\$0
302	Lead Splicer	100017297	00049	Narragansett Electric Company	\$0	\$187	\$0
303	Distribution Design Eng	100017333	00049	Narragansett Electric Company	\$0	\$1,922	\$0
304	Lineworker 1/C	100017337	00049	Narragansett Electric Company	\$0	\$2,098	\$110
305	Cable Splicer Apprentice	100017361	00049	Narragansett Electric Company	\$0	\$164	\$0
306	Distribution Design Eng	100017472	00049	Narragansett Electric Company	\$0	\$728	\$0
307	Performance Svr	100017474	00049	Narragansett Electric Company	\$0	\$3,560	\$0
308	Lineworker 1/C	100017480	00049	Narragansett Electric Company	\$0	\$356	\$0
309	Crew Leader	100017489	00049	Narragansett Electric Company	\$0	\$1,246	\$100
310	Crew Leader	100017493	00049	Narragansett Electric Company	\$0	\$1,723	\$100
311	Distribution Design Eng	100017522	00049	Narragansett Electric Company	\$0	\$566	\$0
312	Lineworker 1/C	100017523	00049	Narragansett Electric Company	\$0	\$1,301	\$0
313	Crew Leader	100017532	00049	Narragansett Electric Company	\$0	\$1,419	\$0
314	Crew Leader	100017541	00049	Narragansett Electric Company	\$0	\$1,419	\$0
315	Senior Business Specialist	100017550	00049	Narragansett Electric Company	\$0	\$630	\$0
316	Crew Leader	100017564	00049	Narragansett Electric Company	\$0	\$1,228	\$0
317	Working Leader	100017594	00049	Narragansett Electric Company	\$0	\$236	\$0
318	Distribution Design Eng	100017647	00049	Narragansett Electric Company	\$0	\$2,119	\$0
319	Svr Distr Design	100017990	00049	Narragansett Electric Company	\$0	\$806	\$0
320	Cable Splicer 1/C	100018322	00049	Narragansett Electric Company	\$0	\$532	\$0
321	O&M Worker Apprentice	100018330	00049	Narragansett Electric Company	\$0	\$2,806	\$0
322	Lineworker 1/C	100018560	00049	Narragansett Electric Company	\$0	\$1,736	\$0
323	Cable Splicer 2/C	100018621	00049	Narragansett Electric Company	\$0	\$302	\$0
324	Meter Worker Assoc 80	100018626	00049	Narragansett Electric Company	\$0	\$310	\$0
325	Meter Worker Assoc 80	100018633	00049	Narragansett Electric Company	\$0	\$310	\$0
326	Lineworker 1/C	100018709	00049	Narragansett Electric Company	\$0	\$2,415	\$0
327	Cable Splicer 1/C	100018923	00049	Narragansett Electric Company	\$0	\$412	\$0
328	Cable Splicer 1/C	100018999	00049	Narragansett Electric Company	\$0	\$730	\$0
329	Account Manager	100046635	00049	Narragansett Electric Company	\$0	\$929	\$0
330	Cable Splicer 1/C	100046930	00049	Narragansett Electric Company	\$0	\$738	\$0
331	Design Assistant I	100046943	00049	Narragansett Electric Company	\$0	\$441	\$0
332	O&M Worker Apprentice	100047047	00049	Narragansett Electric Company	\$0	\$1,279	\$0
333	Lineworker 2/C	100048179	00049	Narragansett Electric Company	\$0	\$1,013	\$0
334	Cable Splicer 2/C	100048181	00049	Narragansett Electric Company	\$0	\$225	\$0
335	Lineworker 1/C	100048195	00049	Narragansett Electric Company	\$0	\$3,424	\$100
336	Lineworker 2/C	100048196	00049	Narragansett Electric Company	\$0	\$2,257	\$200
337	Lineworker 1/C	100048197	00049	Narragansett Electric Company	\$0	\$2,534	\$100
338	Lineworker 1/C	100048198	00049	Narragansett Electric Company	\$0	\$3,411	\$0
339	O&M Worker 2/C Test	100048199	00049	Narragansett Electric Company	\$0	\$5,116	\$200
340	O&M Worker 2/C Test	100048200	00049	Narragansett Electric Company	\$0	\$1,990	\$44
341	O&M Worker 2/C Test	100048229	00049	Narragansett Electric Company	\$0	\$3,130	\$0
342	O&M Worker 2/C Test	100048242	00049	Narragansett Electric Company	\$0	\$2,534	\$0
343	Lead Acct Manager	100048419	00049	Narragansett Electric Company	\$0	\$907	\$0
344	Meter Reader 80	100048510	00049	Narragansett Electric Company	\$0	\$58	\$0
345	Sr Analyst	100048523	00049	Narragansett Electric Company	\$0	\$295	\$0
346	O&M Worker 2/C Test	100049651	00049	Narragansett Electric Company	\$0	\$4,152	\$0
347	O&M Worker Apprentice	100050850	00049	Narragansett Electric Company	\$0	\$3,097	\$0
348	Tech Support Consultant	100051865	00049	Narragansett Electric Company	\$0	\$519	\$0
349	Auto/Truck Tech 1/C	100054795	00049	Narragansett Electric Company	\$0	\$743	\$0
350	Auto/Truck Tech 2/C	100054796	00049	Narragansett Electric Company	\$0	\$568	\$0

The Narragansett Electric Company
d/b/a National Grid
Final Storm Cost Accounting: 2010 and 2011 Storm Events
R.I.P.U.C. Docket No. 2509
Schedule 3-F-1
Page 6 of 9

The Narragansett Electric Company
Summary of Final Storm Costs
March 2010 Flood
Payroll Costs by Employee ID

Line #	Job Cd Descr (a)	Empl Id (b)	Orig Business Unit (c)	Orig Bus Unit Descr (d)	Base Pay (e)	Grand Total	
						Overtime (f)	Miscellaneous Pay (g)
							<u>\$764,679</u>
351	Lineworker 1/C	100711133	00049	Narragansett Electric Company	\$0	\$2,615	\$100
352	Lineworker 2/C	100711134	00049	Narragansett Electric Company	\$0	\$675	\$0
353	Lineworker Apprentice	100711184	00049	Narragansett Electric Company	\$0	\$719	\$0
354	Lineworker Apprentice	100711186	00049	Narragansett Electric Company	\$0	\$719	\$0
355	Lineworker Apprentice	100711187	00049	Narragansett Electric Company	\$0	\$918	\$0
356	Lineworker Apprentice	100711188	00049	Narragansett Electric Company	\$0	\$719	\$0
357	Lineworker 3/C	100711229	00049	Narragansett Electric Company	\$0	\$423	\$0
358	Lineworker 3/C	100711237	00049	Narragansett Electric Company	\$0	\$421	\$0
359	Lineworker 3/C	100711289	00049	Narragansett Electric Company	\$0	\$347	\$0
360	Lineworker 3/C	100711290	00049	Narragansett Electric Company	\$0	\$423	\$0
361	Lineworker Apprentice	100711583	00049	Narragansett Electric Company	\$0	\$463	\$0
362	Lineworker Apprentice	100711584	00049	Narragansett Electric Company	\$0	\$463	\$0
363	Lineworker Apprentice	100711585	00049	Narragansett Electric Company	\$0	\$463	\$0
364	Lineworker Apprentice	100711587	00049	Narragansett Electric Company	\$0	\$463	\$0
365	Lineworker Apprentice	100711589	00049	Narragansett Electric Company	\$0	\$463	\$0
366	Lineworker Apprentice	100711590	00049	Narragansett Electric Company	\$0	\$399	\$0
367	Cable Splicer Apprentice	100711601	00049	Narragansett Electric Company	\$0	\$418	\$0
368	Cable Splicer Apprentice	100711602	00049	Narragansett Electric Company	\$0	\$159	\$0
369	Cable Splicer Apprentice	100711603	00049	Narragansett Electric Company	\$0	\$209	\$0
370	T & D Inspector	100000044	00099	National Grid USA Service Co.	\$443	\$0	\$0
371	Work Coordinator	100000065	00099	National Grid USA Service Co.	\$299	\$1,111	\$0
372	Lead Engineer	100000285	00099	National Grid USA Service Co.	\$437	\$543	\$0
373	Coord Emergency Preparedness	100000441	00099	National Grid USA Service Co.	\$0	\$2,893	\$0
374	Sr Analyst	100000578	00099	National Grid USA Service Co.	\$0	\$257	\$0
375	Coordinator	100000591	00099	National Grid USA Service Co.	\$788	\$1,030	\$0
376	Sr Cust Svc Rep III	100000740	00099	National Grid USA Service Co.	\$37	\$0	\$0
377	Work Coordinator	100000751	00099	National Grid USA Service Co.	\$0	\$1,141	\$0
378	Lead Engineer	100001093	00099	National Grid USA Service Co.	\$684	\$0	\$0
379	Operations Clerk	100001326	00099	National Grid USA Service Co.	\$0	\$309	\$0
380	Lead Engineer	100001448	00099	National Grid USA Service Co.	\$672	\$0	\$0
381	Sr Safety Rep	100001612	00099	National Grid USA Service Co.	\$0	\$2,681	\$0
382	Sr Safety Rep	100001814	00099	National Grid USA Service Co.	\$0	\$2,022	\$0
383	Operations Clerk	100002074	00099	National Grid USA Service Co.	\$0	\$130	\$0
384	Driver-Utility 1/C	100002109	00099	National Grid USA Service Co.	\$531	\$896	\$0
385	Coordinator	100002270	00099	National Grid USA Service Co.	\$740	\$245	\$0
386	Lineworker 1/C	100002290	00099	National Grid USA Service Co.	\$316	\$118	\$0
387	Ld Relay Technician	100002340	00099	National Grid USA Service Co.	\$332	\$249	\$0
388	Sr Cust Svc Rep III	100002437	00099	National Grid USA Service Co.	\$0	\$64	\$13
389	Acting Manager	100002748	00099	National Grid USA Service Co.	\$1,667	\$3,286	\$0
390	Svr Fleet Maintenance	100002795	00099	National Grid USA Service Co.	\$0	\$478	\$0
391	Driver-Utility 1/C	100002830	00099	National Grid USA Service Co.	\$22	\$808	\$0
392	Sr Cust Svc Rep III	100003012	00099	National Grid USA Service Co.	\$0	\$463	\$39
393	Sr Coordinator	100003581	00099	National Grid USA Service Co.	\$1,284	\$2,955	\$0
394	Material Handler (CDC)	100003904	00099	National Grid USA Service Co.	\$0	\$281	\$0
395	Live Line Specialist	100004250	00099	National Grid USA Service Co.	\$0	\$368	\$0
396	Material Handler A Yard	100004409	00099	National Grid USA Service Co.	\$123	\$185	\$0
397	Manager	100004466	00099	National Grid USA Service Co.	\$0	\$1,459	\$0
398	Material Handler (CDC)	100004627	00099	National Grid USA Service Co.	\$0	\$367	\$0
399	Sr Cust Svc Rep III	100004708	00099	National Grid USA Service Co.	\$0	\$463	\$39
400	Operations Clerk	100004781	00099	National Grid USA Service Co.	\$841	\$1,840	\$0
401	Relay Technician	100004938	00099	National Grid USA Service Co.	\$377	\$719	\$0
402	Team Lead	100005051	00099	National Grid USA Service Co.	\$116	\$114	\$13
403	Sr VP Customer Operations	100005280	00099	National Grid USA Service Co.	\$1,058	\$0	\$0
404	Material Handler (CDC)	100005311	00099	National Grid USA Service Co.	\$0	\$993	\$0
405	Operations Clerk	100005510	00099	National Grid USA Service Co.	\$0	\$800	\$0
406	Sr Cust Svc Rep III	100005748	00099	National Grid USA Service Co.	\$0	\$18	\$0
407	Material Handler (CDC)	100005851	00099	National Grid USA Service Co.	\$0	\$237	\$0
408	Ld Relay Technician	100006027	00099	National Grid USA Service Co.	\$329	\$1,235	\$0
409	Sr Supervisor	100006093	00099	National Grid USA Service Co.	\$0	\$416	\$0
410	Lead Engineer	100006396	00099	National Grid USA Service Co.	\$725	\$227	\$0
411	Sr Relay Technician	100006420	00099	National Grid USA Service Co.	\$1,133	\$2,153	\$0
412	Manager	100006476	00099	National Grid USA Service Co.	\$1,025	\$571	\$0
413	Material Handler (CDC)	100006792	00099	National Grid USA Service Co.	\$0	\$43	\$0
414	Material Handler (CDC)	100006893	00099	National Grid USA Service Co.	\$0	\$108	\$0
415	Sr Supervisor	100007479	00099	National Grid USA Service Co.	\$411	\$633	\$0
416	Material Handler (CDC)	100007521	00099	National Grid USA Service Co.	\$0	\$173	\$0
417	T & D Inspector	100007560	00099	National Grid USA Service Co.	\$443	\$0	\$0
418	Sr Supervisor	100007648	00099	National Grid USA Service Co.	\$0	\$766	\$0
419	Work Coordinator	100007880	00099	National Grid USA Service Co.	\$0	\$1,628	\$0
420	Sr Cust Svc Rep III	100007883	00099	National Grid USA Service Co.	\$0	\$35	\$0

The Narragansett Electric Company
d/b/a National Grid
Final Storm Cost Accounting: 2010 and 2011 Storm Events
R.I.P.U.C. Docket No. 2509
Schedule 3-F-1
Page 7 of 9

The Narragansett Electric Company
Summary of Final Storm Costs
March 2010 Flood
Payroll Costs by Employee ID

Line #	Job Cd Descr (a)	Empl Id (b)	Orig Business Unit (c)	Orig Bus Unit Descr (d)	Base Pay (e)	Overtime (f)	Grand Total
							\$764,679
							Miscellaneous Pay (g)
421	Coordinator	100007926	00099	National Grid USA Service Co.	\$446	\$533	\$0
422	Material Handler B (CDC)	100008155	00099	National Grid USA Service Co.	\$0	\$1,012	\$0
423	Manager	100008188	00099	National Grid USA Service Co.	\$970	\$0	\$0
424	Administrative Assistant	100008226	00099	National Grid USA Service Co.	\$0	\$493	\$0
425	Sr Engineer	100008304	00099	National Grid USA Service Co.	\$779	\$676	\$0
426	Operations Clerk	100008612	00099	National Grid USA Service Co.	\$0	\$228	\$0
427	Operations Clerk	100008642	00099	National Grid USA Service Co.	\$0	\$890	\$0
428	Sr Cust Svc Rep II	100008830	00099	National Grid USA Service Co.	\$0	\$81	\$13
429	Sr Supervisor	100009229	00099	National Grid USA Service Co.	\$1,366	\$2,617	\$0
430	Sr Cust Svc Rep III	100009298	00099	National Grid USA Service Co.	\$0	\$53	\$0
431	Sr Relay Technician	100009322	00099	National Grid USA Service Co.	\$306	\$1,204	\$0
432	Manager	100009376	00099	National Grid USA Service Co.	\$796	\$0	\$0
433	Sr Analyst	100009420	00099	National Grid USA Service Co.	\$0	\$380	\$0
434	Sr Cust Svc Rep III	100009609	00099	National Grid USA Service Co.	\$0	\$137	\$13
435	Sr Cust Svc Rep III	100009953	00099	National Grid USA Service Co.	\$0	\$155	\$13
436	Scheduling Supervisor	100010003	00099	National Grid USA Service Co.	\$0	\$990	\$0
437	Material Handler A Yard	100010083	00099	National Grid USA Service Co.	\$0	\$947	\$0
438	Material Handler A Yard	100010225	00099	National Grid USA Service Co.	\$123	\$739	\$0
439	Lead Technician	100010356	00099	National Grid USA Service Co.	\$706	\$294	\$0
440	Administrative Assistant	100010565	00099	National Grid USA Service Co.	\$0	\$198	\$0
441	Ld Relay Technician	100010601	00099	National Grid USA Service Co.	\$342	\$2,150	\$0
442	Sr Cust Svc Rep III	100010689	00099	National Grid USA Service Co.	\$0	\$129	\$13
443	Material Handler (CDC)	100010713	00099	National Grid USA Service Co.	\$0	\$151	\$0
444	Sr Supervisor	100010732	00099	National Grid USA Service Co.	\$0	\$496	\$0
445	Utility Worker I/C	100010949	00099	National Grid USA Service Co.	\$546	\$931	\$0
446	Ld Relay Technician	100011020	00099	National Grid USA Service Co.	\$845	\$1,874	\$0
447	Sr Engineer	100011585	00099	National Grid USA Service Co.	\$1,555	\$433	\$0
448	Material Handler (CDC)	100011646	00099	National Grid USA Service Co.	\$0	\$372	\$0
449	Equip Operator	100011807	00099	National Grid USA Service Co.	\$401	\$2,128	\$39
450	Administrative Assistant	100011918	00099	National Grid USA Service Co.	\$465	\$1,119	\$0
451	Sr Tlcmns Technician	100011924	00099	National Grid USA Service Co.	\$229	\$430	\$0
452	Live Line Specialist	100011985	00099	National Grid USA Service Co.	\$323	\$485	\$29
453	Sr Cust Svc Rep III	100015338	00099	National Grid USA Service Co.	\$0	\$137	\$13
454	Team Lead	100015339	00099	National Grid USA Service Co.	\$0	\$137	\$13
455	Material Handler A Yard	100015347	00099	National Grid USA Service Co.	\$0	\$393	\$0
456	Sr Relay Technician	100015413	00099	National Grid USA Service Co.	\$148	\$1,724	\$0
457	T & D Inspector	100015438	00099	National Grid USA Service Co.	\$576	\$0	\$0
458	Coordinator	100015728	00099	National Grid USA Service Co.	\$715	\$2,619	\$0
459	Administrative Assistant	100015863	00099	National Grid USA Service Co.	\$0	\$978	\$0
460	Sr Supervisor	100015995	00099	National Grid USA Service Co.	\$1,005	\$371	\$0
461	Sr Cust Svc Rep III	100016162	00099	National Grid USA Service Co.	\$0	\$463	\$39
462	Lead Engineer	100016176	00099	National Grid USA Service Co.	\$1,059	\$1,053	\$0
463	Sr Designer	100016559	00099	National Grid USA Service Co.	\$260	\$259	\$0
464	Staff Assistant	100016619	00099	National Grid USA Service Co.	\$809	\$644	\$0
465	Sr Safety Rep	100016711	00099	National Grid USA Service Co.	\$0	\$532	\$0
466	Work Coordinator	100016760	00099	National Grid USA Service Co.	\$0	\$1,276	\$0
467	Sr Cust Svc Rep III	100016774	00099	National Grid USA Service Co.	\$0	\$394	\$39
468	Lead Supervisor	100016780	00099	National Grid USA Service Co.	\$0	\$2,684	\$0
469	Sr Relay Technician	100016861	00099	National Grid USA Service Co.	\$596	\$2,292	\$0
470	Sr Engineer	100016879	00099	National Grid USA Service Co.	\$1,913	\$377	\$0
471	Sr Supervisor	100016920	00099	National Grid USA Service Co.	\$0	\$652	\$0
472	Work Coordinator	100016925	00099	National Grid USA Service Co.	\$0	\$1,766	\$0
473	Work Coordinator	100016964	00099	National Grid USA Service Co.	\$625	\$2,518	\$0
474	Svr Metering Svcs	100017037	00099	National Grid USA Service Co.	\$0	\$1,072	\$0
475	Manager	100017169	00099	National Grid USA Service Co.	\$84	\$0	\$0
476	Sr Relay Technician	100017211	00099	National Grid USA Service Co.	\$413	\$2,086	\$0
477	Lead Engineer	100017258	00099	National Grid USA Service Co.	\$1,696	\$1,958	\$0
478	Manager	100017290	00099	National Grid USA Service Co.	\$1,147	\$761	\$0
479	Operations Clerk	100017470	00099	National Grid USA Service Co.	\$599	\$524	\$0
480	Sr Designer	100017578	00099	National Grid USA Service Co.	\$0	\$606	\$0
481	Sr Supervisor	100017597	00099	National Grid USA Service Co.	\$0	\$1,135	\$0
482	Work Coordinator	100017613	00099	National Grid USA Service Co.	\$1,436	\$1,350	\$0
483	Lead Engineer	100017684	00099	National Grid USA Service Co.	\$373	\$816	\$0
484	Technician I/C (80)	100018270	00099	National Grid USA Service Co.	\$2,315	\$985	\$0
485	Analyst	100018283	00099	National Grid USA Service Co.	\$0	\$83	\$0
486	Lead Supervisor	100018316	00099	National Grid USA Service Co.	\$0	\$4,760	\$0
487	Ld Lab Techn	100018333	00099	National Grid USA Service Co.	\$1,416	\$1,275	\$0
488	Lead Supervisor	100018357	00099	National Grid USA Service Co.	\$0	\$304	\$0
489	Sr Cust Svc Rep III	100018376	00099	National Grid USA Service Co.	\$0	\$17	\$0
490	Sr Cust Svc Rep III	100018417	00099	National Grid USA Service Co.	\$0	\$206	\$26

The Narragansett Electric Company
d/b/a National Grid
Final Storm Cost Accounting: 2010 and 2011 Storm Events
R.I.P.U.C. Docket No. 2509
Schedule 3-F-1
Page 8 of 9

The Narragansett Electric Company
Summary of Final Storm Costs
March 2010 Flood
Payroll Costs by Employee ID

Line #	Job Cd Descr (a)	Empl Id (b)	Orig Business Unit (c)	Orig Bus Unit Descr (d)	Base Pay (e)	Grand Total	
						Overtime (f)	Miscellaneous Pay (g)
							<u>\$764,679</u>
491	Sr Cust Svc Rep III	100018418	00099	National Grid USA Service Co.	\$0	\$478	\$39
492	Svr Metering Svcs	100018625	00099	National Grid USA Service Co.	\$792	\$158	\$0
493	Material Handler (CDC)	100018761	00099	National Grid USA Service Co.	\$0	\$173	\$0
494	Sr Cust Svc Rep III	100018901	00099	National Grid USA Service Co.	\$0	\$463	\$39
495	Sr Cust Svc Rep III	100018916	00099	National Grid USA Service Co.	\$0	\$410	\$39
496	Sr Cust Svc Rep III	100019035	00099	National Grid USA Service Co.	\$0	\$481	\$39
497	Sr Cust Svc Rep III	100019037	00099	National Grid USA Service Co.	\$0	\$461	\$39
498	Supervisor	100019044	00099	National Grid USA Service Co.	\$0	\$965	\$0
499	Lead Supervisor	100019182	00099	National Grid USA Service Co.	\$0	\$293	\$0
500	Team Lead	100019311	00099	National Grid USA Service Co.	\$0	\$72	\$13
501	Sr Cust Svc Rep III	100019655	00099	National Grid USA Service Co.	\$0	\$103	\$13
502	Relay Technician	100019922	00099	National Grid USA Service Co.	\$275	\$1,032	\$0
503	Supervisor	100020875	00099	National Grid USA Service Co.	\$0	\$356	\$0
504	Supervisor	100022460	00099	National Grid USA Service Co.	\$0	\$277	\$0
505	Lineworker 1/C	100046067	00099	National Grid USA Service Co.	\$301	\$452	\$0
506	Lineworker 1/C	100046071	00099	National Grid USA Service Co.	\$301	\$113	\$29
507	Lineworker 1/C	100046078	00099	National Grid USA Service Co.	\$0	\$339	\$0
508	Lineworker 1/C	100046079	00099	National Grid USA Service Co.	\$301	\$113	\$0
509	Lead Comntn Rep	100046175	00099	National Grid USA Service Co.	\$0	\$653	\$0
510	Sr Lab Technician	100046330	00099	National Grid USA Service Co.	\$502	\$752	\$0
511	Team Lead	100046528	00099	National Grid USA Service Co.	\$609	\$20	\$0
512	Technician 1/C (80)	100046644	00099	National Grid USA Service Co.	\$415	\$839	\$0
513	Engineer	100046648	00099	National Grid USA Service Co.	\$486	\$0	\$0
514	Asc Relay Technician	100046672	00099	National Grid USA Service Co.	\$3,854	\$4,187	\$0
515	Relay Technician	100046685	00099	National Grid USA Service Co.	\$254	\$190	\$0
516	Administrative Assistant	100046696	00099	National Grid USA Service Co.	\$672	\$457	\$0
517	Sr Cust Svc Rep III	100046744	00099	National Grid USA Service Co.	\$0	\$176	\$13
518	Asc Relay Technician	100046816	00099	National Grid USA Service Co.	\$249	\$1,166	\$0
519	Sr Cust Svc Rep III	100046852	00099	National Grid USA Service Co.	\$0	\$176	\$13
520	Sr Cust Svc Rep II	100046857	00099	National Grid USA Service Co.	\$0	\$81	\$0
521	Technician 2/C (80)	100046923	00099	National Grid USA Service Co.	\$191	\$214	\$0
522	Acting Lead Supervisor	100046933	00099	National Grid USA Service Co.	\$0	\$503	\$0
523	Sr Cust Svc Rep III	100046991	00099	National Grid USA Service Co.	\$0	\$176	\$13
524	Material Handler A Yard	100047019	00099	National Grid USA Service Co.	\$0	\$347	\$0
525	Asc Relay Technician	100047044	00099	National Grid USA Service Co.	\$1,388	\$1,562	\$0
526	Asc Relay Technician	100048180	00099	National Grid USA Service Co.	\$824	\$1,483	\$0
527	Sr Cust Svc Rep III	100048224	00099	National Grid USA Service Co.	\$0	\$229	\$13
528	Material Handler A Yard	100048231	00099	National Grid USA Service Co.	\$0	\$324	\$0
529	Asc Safety Rep	100048301	00099	National Grid USA Service Co.	\$0	\$199	\$0
530	Sr Cust Svc Rep III	100048431	00099	National Grid USA Service Co.	\$0	\$176	\$13
531	Manager	100048584	00099	National Grid USA Service Co.	\$0	\$813	\$0
532	Sr Cust Svc Rep III	100048591	00099	National Grid USA Service Co.	\$0	\$463	\$39
533	Sr IT Analyst	100048630	00099	National Grid USA Service Co.	\$0	\$725	\$0
534	Sr Cust Svc Rep III	100049913	00099	National Grid USA Service Co.	\$0	\$205	\$26
535	Sr Cust Svc Rep III	100049991	00099	National Grid USA Service Co.	\$0	\$102	\$13
536	Sr Cust Svc Rep III	100049996	00099	National Grid USA Service Co.	\$0	\$102	\$13
537	Designer B	100050053	00099	National Grid USA Service Co.	\$238	\$468	\$0
538	Distribution Scheduler	100050055	00099	National Grid USA Service Co.	\$0	\$235	\$0
539	Supervisor	100050916	00099	National Grid USA Service Co.	\$0	\$226	\$0
540	Intern	100052271	00099	National Grid USA Service Co.	\$0	\$108	\$0
541	Sr Cust Svc Rep II	100052478	00099	National Grid USA Service Co.	\$344	\$0	\$0
542	Sr Cust Svc Rep II	100052523	00099	National Grid USA Service Co.	\$0	\$97	\$13
543	Sr Cust Svc Rep II	100052524	00099	National Grid USA Service Co.	\$0	\$97	\$13
544	Sr Cust Svc Rep II	100052605	00099	National Grid USA Service Co.	\$0	\$65	\$13
545	Asc Engineer	100053563	00099	National Grid USA Service Co.	\$0	\$188	\$0
546	Asc Engineer	100053832	00099	National Grid USA Service Co.	\$1,765	\$3,008	\$0
547	Asc Relay Technician	100054001	00099	National Grid USA Service Co.	\$112	\$1,300	\$0
548	Customer Service Rep	100054173	00099	National Grid USA Service Co.	\$0	\$67	\$0
549	Customer Service Rep	100054174	00099	National Grid USA Service Co.	\$0	\$67	\$13
550	Customer Service Rep	100054176	00099	National Grid USA Service Co.	\$0	\$51	\$13
551	Customer Service Rep	100054563	00099	National Grid USA Service Co.	\$0	\$67	\$13
552	Customer Service Rep	100054594	00099	National Grid USA Service Co.	\$0	\$476	\$52
553	Customer Service Rep	100054599	00099	National Grid USA Service Co.	\$0	\$87	\$13
554	Customer Service Rep	100054980	00099	National Grid USA Service Co.	\$0	\$67	\$13
555	Customer Service Rep	100054981	00099	National Grid USA Service Co.	\$27	\$362	\$0
556	Customer Service Rep	100055090	00099	National Grid USA Service Co.	\$9	\$362	\$39
557	Customer Service Rep	100055093	00099	National Grid USA Service Co.	\$0	\$53	\$13
558	Customer Service Rep	100055094	00099	National Grid USA Service Co.	\$0	\$67	\$13
559	Asc Engineer	100711128	00099	National Grid USA Service Co.	\$272	\$0	\$0
560	Coordinator	100711196	00099	National Grid USA Service Co.	\$921	\$808	\$0

The Narragansett Electric Company
d/b/a National Grid
Final Storm Cost Accounting: 2010 and 2011 Storm Events
R.I.P.U.C. Docket No. 2509
Schedule 3-F-1
Page 9 of 9

The Narragansett Electric Company
Summary of Final Storm Costs
March 2010 Flood
Payroll Costs by Employee ID

Line #	Job Cd Descr (a)	Empl Id (b)	Orig Business Unit (c)	Orig Bus Unit Descr (d)	Base Pay (e)	Grand Total	
						Overtime (f)	Miscellaneous Pay (g)
561	Technician 3/C (80)	100711205	00099	National Grid USA Service Co.	\$128	\$0	\$0
562	Testman 80	100711205	00099	National Grid USA Service Co.	\$410	\$904	\$0
563	Coordinator	100711217	00099	National Grid USA Service Co.	\$630	\$1,338	\$0
564	Customer Service Rep	100711239	00099	National Grid USA Service Co.	\$0	\$52	\$0
565	Customer Service Rep	100711242	00099	National Grid USA Service Co.	\$0	\$345	\$39
566	Assoc Customer Serv Rep	100711274	00099	National Grid USA Service Co.	\$0	\$177	\$26
567	Assoc Customer Serv Rep	100711362	00099	National Grid USA Service Co.	\$0	\$470	\$65
568	Assoc Customer Serv Rep	100711363	00099	National Grid USA Service Co.	\$0	\$177	\$26
569	Customer Service Rep	100711364	00099	National Grid USA Service Co.	\$0	\$52	\$13
570	Customer Service Rep	100711365	00099	National Grid USA Service Co.	\$0	\$347	\$39
571	Customer Service Rep	100711366	00099	National Grid USA Service Co.	\$0	\$348	\$39
572	Assoc Customer Serv Rep	100711367	00099	National Grid USA Service Co.	\$0	\$177	\$26
573	Customer Service Rep	100711368	00099	National Grid USA Service Co.	\$25	\$347	\$39
574	Customer Service Rep	100711374	00099	National Grid USA Service Co.	\$0	\$51	\$13
575	Customer Service Rep	100711375	00099	National Grid USA Service Co.	\$8	\$346	\$39
576	Customer Service Rep	100711384	00099	National Grid USA Service Co.	\$0	\$347	\$39
577	Customer Service Rep	100711393	00099	National Grid USA Service Co.	\$0	\$345	\$39
578	Asc Relay Technician	100711524	00099	National Grid USA Service Co.	\$0	\$411	\$0
579	Intern	100711576	00099	National Grid USA Service Co.	\$148	\$93	\$0

The Narragansett Electric Company
Summary of Final Storm Costs
March 2010 Flood
Overhead Allocations

Grand Total: \$203,621

<u>Line #</u>	<u>Expense Type</u>	<u>Expense Type Descr</u>	<u>Amount</u>
(a)	(b)	(c)	
1	A60	Supervision & Admin	\$23,037
2	A65	Service Co Operating Costs	(\$766)
3	B01	FAS 106	\$34,294
4	B02	FAS 112	(\$4,223)
5	B03	Health Care	\$26,195
6	B04	Group Life Insurance	\$2,795
7	B06	Pension	\$33,193
8	B07	Thrift Plan	\$7,919
9	B08	Workers Comp	\$2,422
10	B09	Payroll Taxes	\$21,240
11	P30	Variable & Misc Pay	\$18,333
12	P50	Time Not Worked	\$39,181

The Narragansett Electric Company
d/b/a National Grid
Final Storm Cost Accounting: 2010 and 2011 Storm Events
R.I.P.U.C. Docket No. 2509
Schedule 3-H
Page 1 of 1

The Narragansett Electric Company
Summary of Final Storm Costs
March 2010 Flood
Transportation Costs

Grand Total: \$16,694

Line #	Orig Business Unit (a)	Orig Business Unit Descr (b)	Vehicle Class (c)	Vehicle Descr (d)	Amount (e)
1	00004	Nantucket Electric Company	RR120	DAKOTA EXT 4WD	\$4
2	00005	Massachusetts Electric Company	RR060	SELF PROPELLED REEL TRAILER	\$57
3	00005	Massachusetts Electric Company	RR090	COBALT 4 DR SEDAN	\$26
4	00005	Massachusetts Electric Company	RR090	SEBRING 4 DR SEDAN	\$195
5	00005	Massachusetts Electric Company	RR120	DAKOTA EXT 4WD	\$2,132
6	00005	Massachusetts Electric Company	RR130	E 250 CARGO COMM	\$94
7	00005	Massachusetts Electric Company	RR130	SAVANA CRGO 2500 RWD	\$41
8	00005	Massachusetts Electric Company	RR140	RAM 1500 QUAD 4WD	\$93
9	00005	Massachusetts Electric Company	RR150	RAM 2500 QUAD 4WD	\$944
10	00005	Massachusetts Electric Company	RR150	SIERA 2500HD CRW 4WD	\$159
11	00005	Massachusetts Electric Company	RR160	P30 TEST VAN	\$416
12	00005	Massachusetts Electric Company	RR160	W/UNION CITY BODY	\$242
13	00005	Massachusetts Electric Company	RR170	RAM 2500 MEGA 4WD	\$97
14	00005	Massachusetts Electric Company	RR210	F450 SD CHASSIS 4WD	\$562
15	00005	Massachusetts Electric Company	RR215	MT45 INCOMPLETE CHASSIS	\$887
16	00005	Massachusetts Electric Company	RR215	WALKVAN MD	\$414
17	00005	Massachusetts Electric Company	RR240	4X2 CAB CHASSIS	\$148
18	00005	Massachusetts Electric Company	RR240	F550 SD CHASSIS 4WD	\$408
19	00005	Massachusetts Electric Company	RR320	W/PK36002B CRANE	\$357
20	00005	Massachusetts Electric Company	RR360	UNDERGROUND CRANE	\$42
21	00036	Niagara Mohawk Power Corp	RR030	TRL-BKH	\$22
22	00048	Narragansett Gas Company	RR150	RAM 2500 4WD	\$194
23	00099	National Grid USA Service Co.	RR010	HOT STICK TRAILER	\$2
24	00099	National Grid USA Service Co.	RR015	TRL-UTILITY	\$3
25	00099	National Grid USA Service Co.	RR030	TRAILER FOR 8372 MARSHMASTER	\$13
26	00099	National Grid USA Service Co.	RR040	ATV-LD	\$20
27	00099	National Grid USA Service Co.	RR110	PATRIOT CUV 4WD	\$25
28	00099	National Grid USA Service Co.	RR120	DAKOTA EXT 4WD	\$694
29	00099	National Grid USA Service Co.	RR120	RAM 1500 QUAD 4WD	\$366
30	00099	National Grid USA Service Co.	RR120	SAFARI PASSENGER AWD	\$22
31	00099	National Grid USA Service Co.	RR130	RAM 3500 CARGO VAN	\$548
32	00099	National Grid USA Service Co.	RR140	SAFARI CARGO VAN	\$316
33	00099	National Grid USA Service Co.	RR140	SAFARI PASS AWD	\$205
34	00099	National Grid USA Service Co.	RR140	SAVANA CGO 1500 AWD	\$1,380
35	00099	National Grid USA Service Co.	RR150	RAM 2500 4WD	\$69
36	00099	National Grid USA Service Co.	RR150	RAM 2500 QUAD 4WD	\$486
37	00099	National Grid USA Service Co.	RR170	137 EXCURSION XLT 4X2	\$163
38	00099	National Grid USA Service Co.	RR170	137 EXCURSION XLT 4X4	\$462
39	00099	National Grid USA Service Co.	RR170	YUKON XL 2500 4WD	\$154
40	00099	National Grid USA Service Co.	RR190	F550 SD CREWCHAS 4WD	\$41
41	00099	National Grid USA Service Co.	RR190	TRAILER	\$187
42	00099	National Grid USA Service Co.	RR215	TRAILER	\$123
43	00099	National Grid USA Service Co.	RR230	MARSHMASTER	\$140
44	00099	National Grid USA Service Co.	RR270	TRACTOR TRUCK	\$392
45	00099	National Grid USA Service Co.	RR270	W/PM 32022	\$1,153
46	00099	National Grid USA Service Co.	RR320	6X4 CAB CHASSIS	\$303
47	00099	National Grid USA Service Co.	RR320	6X4 CAB CHASSIS PK36002B	\$438
48	00099	National Grid USA Service Co.	RR320	TANDEM TRACTOR	\$693
49	00099	National Grid USA Service Co.	RR320	W/PM 32022 CRANE	\$535
50	00099	National Grid USA Service Co.	RR370	6X6 CAB CHASSIS	\$231

The Narragansett Electric Company
Summary of Final Storm Costs
March 2010 Flood
Inventory Costs

Grand Total: \$138,845

Line #	Item Description (a)	Amount (b)
1	BRACE, ALLEY ARM, WOOD, 7FT CTR TO CTR	\$164
2	FITTING, BASE, SIDEWALK GUY, GALV IRON, W/(2)1/2IN. SCR	\$29
3	FITTING, END, SIDEWALK GUY, GALV, SINGLE	\$37
4	ISOLATOR, NEUTRAL, STRAY VOLTAGE, LESS THAN 22 VOLTS	\$1,456
5	BRACE, XARM, FLAT, WOOD, 26IN. CTR TO CTR	\$1,208
6	SPLICE, AUTOMATIC, FULL TENSION, F/4 OR 2 TO 4 OR 2	\$232
7	INDICATOR, FAULT CIRCUIT, AUTO RESET, 4 HR TD, 600A	\$1,305
8	INDICATOR, FAULT CIRCUIT, 600A, 8HR DELAY, AUTO RESET	\$1,278
9	PROTECTOR, WILDLIFE, 4.25IN DIA X 9.75IN HIGH	\$214
10	TAPE, VINYL, GP, PLSTC, BLK, 1-1/2 X 8.5MIL X 66FT ROLL	\$66
11	WIRE, ALUM, BARE, 6201 AAAC, 1/0, 1C, AZUSA	\$1,024
12	DEADEND, PREFORMED, COATED, LIGHT DUTY, NO. 2-6201	\$104
13	WIRE, GUY, ALUMOWELD, 12.5M, 7 STR, 0.343IN. OD, 7 STRAND 12	\$328
14	CABLE, BARE, ECA ALUM, 477 KCMIL, 19 STRAND, COSMOS	\$2,726
15	CUTOUT, OPEN TYPE, SINGLE VENTING, INTCHG, 15KV POLYMER	\$210
16	FUSE, LINK, UNIV, 3A, K TYPE, OUTDOOR	\$42
17	FUSE, LINK, UNIV, 6A, K TYPE, OUTDOOR	\$53
18	BRACKET, ARRESTER, SURGE, XFMR, GALVS, TANK MOUNTED	\$19
19	STAPLE, DMD PT, 2IN X 5/8IN X .126IN	\$18
20	TIEWIRE, COVERED, AL, 1C, NO.4, SOLID, SOFT DRAWN, TPR	\$108
21	PROTECTOR, WILDLIFE, COVER, STRINGER, 1IN X 12FT	\$1,381
22	TAPE, ELECTRICAL, INSULATING, RUBBER, HV, 1IN X .030IN	\$196
23	COVER, INSULATING, SNAP-ON, PE, BLACK, O DIE	\$26
24	COVER, INSULATING, SNAP-ON, PE, BLACK, D DIE	\$32
25	TAPE, ELECTRICAL, VINYL, 3/4IN X .0085IN X 66FT, BLACK	\$61
26	ARRESTER, SURGE, DIST CLASS, POLYMER, MOV TYPE, 10KV	\$212
27	LEAD, ARRESTER, GRD, FLEX, 12IN, BARE, ROPE LAY, 7X85	\$56
28	FUSE, LINK, UNIV, 10A, K TYPE, OUTDOOR	\$109
29	FUSE, LINK, UNIV, 15A, K TYPE, OUTDOOR	\$73
30	FUSE, LINK, UNIV, 25A, K TYPE, OUTDOOR	\$118
31	FUSE, LINK, UNIV, 30A, K TYPE, OUTDOOR	\$18
32	FUSE, LINK, UNIV, 40A, K TYPE, OUTDOOR	\$87
33	FUSE, LINK, UNIV, 50A, K TYPE, OUTDOOR	\$42
34	FUSE, LINK, UNIV, 65A, K TYPE, OUTDOOR, W/BUTTONHEAD	\$99
35	FUSE, LINK, UNIV, 80A, K TYPE, OUTDOOR	\$57
36	FUSE, LINK, UNIV, 100A, K TYPE, OUTDOOR, W/BUTTONHEAD	\$65
37	FUSE, LINK, UNIV, 140A, K TYPE, OUTDOOR	\$69
38	FUSE, LINK, UNIV, 200A, K TYPE, OUTDOOR	\$109
39	CONNECTOR, COMPRESSION, TERM PLUG NO.1/0 AL/ACSR AL, 6IN	\$93
40	CONNECTOR, TERMINAL PLUG, NO.2 ALUM TINNED, 6IN	\$142
41	FUSE, BAY-O-NET, DUAL SENSING, 25A	\$141

The Narragansett Electric Company
Summary of Final Storm Costs
March 2010 Flood
Inventory Costs

Grand Total: \$138,845

Line #	Item Description (a)	Amount (b)
42	FUSE, BAY-O-NET, DUAL SENSING, 50A	\$88
43	BOLT, STUD, 3/4IN X 1-3/4IN, EEI, TDJ-57	\$14
44	INSULATOR, STRAIN, 15KV, POLYMER	\$618
45	INSULATOR, PIN, POLYMER, TOP GROOVE, 15KV	\$165
46	INSULATOR, PIN, PORCELAIN, 15KV, GRAY, 1IN. PIN THREAD	\$130
47	MOUNT, EQUIPMENT, FIBERGLASS, 3 PH, 48IN, 26LBS	\$976
48	CUTOUT, OPEN TYPE, SINGLE VENTING, INTCHG, 15KV POLYMER	\$2,996
49	HOLDER, FUSE, 15KV, 100A, 10KAIC MIN. W/TRUNNION WASHER	\$195
50	HOLDER, DISC BLADE, CUTOUT, 15KV, 300A, 10KAIC MIN	\$125
51	CROSSARM, DISTRIBUTION, 8FT X 3-1/2IN X 4-1/2IN, 6PIN	\$2,773
52	WIREHOLDER, SERVICE, INSULATED, GRAY	\$128
53	PIN, INSULATOR, TOP GROOVE, 1IN. LEAD THD, W/WOOD SCREW	\$158
54	BRACKET, MTG, APPAR, W(1) 1-1/2IN BOLT, GALVS	\$208
55	PIN, INSULATOR, TOP GROOVE, GS, 5-3/4IN. BELOW FLANGE	\$168
56	BRACKET, TANGENT, OFFSET, 24IN LG, AL	\$269
57	CLAMP, MESSENGER SUPPORT, F/AERIAL CABLE, 3/8 - 1/2IN.	\$415
58	BRACKET, TANGENT, OFFSET, 14IN LG, AL	\$1,234
59	PIN, POLE TOP, 24IN, GALVS, 1IN THREAD	\$179
60	PIN, INSUL, ANGLE 1IN LEAD THD MTG 15KV	\$170
61	SPACER, CABLE, OPEN WIRE, SECY, MIDSPAN BRK	\$298
62	GUARD, GUY, HDPE FULL RND, 8FT LG, YELLOW	\$56
63	HOOK, GUY, ANGLE, 1 BOLT TYPE, GALV CAST IRON	\$63
64	BOLTEYE, STANDARD EYELET, 5/8IN BOLT DIA X 3-7/8IN LG	\$144
65	ROD, ANCHOR, GS PISA, 1IN. X 7FT., F/USE W/PWR INSTALL	\$331
66	EYENUT, TRIPLEYE, THD, GALVS, 1IN	\$234
67	CLAMP, GROUND ROD, CU, FOR 5/8IN. DIA GROUND ROD	\$95
68	BOLTEYE, THIMBLE EYELET, 5/8IN BOLT DIA	\$103
69	BOLTEYE, THIMBLE EYELET, 3/4IN BOLT DIA	\$30
70	CLAMP, GUY, PARALLEL GROOVE, DEAD-END, GALV, 6IN LG	\$198
71	STAPLE, DIAMOND POINT, 1-3/4IN. X 3/8IN. X .148IN.	\$23
72	STAPLE, DIAMOND POINT, 3IN X 1-1/16IN X 1/4IN	\$16
73	GRIP, GUY, AUTOMATIC, W/SS EYE BAIL, 12.5M, 7 - NO. 9 ANCHOR	\$913
74	GRIP, GUY, AUTO, W/SST EYE BAIL, 12.5M, EXT LONG ANCHOR	\$1,186
75	GRIP, GUY, PREFORMED, NO.1 AWAC, 2/5 STR, CODE BLUE	\$237
76	INSULATOR, GUY, PORCELAIN, 4-1/4IN L, 1/4IN-3/8IN	\$84
77	ANCHOR, SCREW, PWR, 10IN. DIA, SGL HELIX	\$225
78	ANCHOR, SCREW, PWR, 14IN. DIA, SGL HELIX	\$105
79	CLAMP, ANGLE, 4-1/4IN. X 11/16IN. X 2-7/8IN.	\$185
80	CONNECTOR, LINE, HOT, VISE TYP, 336.4 KCMIL ALUM OR ACSR	\$314
81	CONNECTOR, GROUND, BRZ, NO.6 SOL-NO.2/0, F/CU, 1/2 X 13THD	\$40
82	SHACKLE, STEEL, FORGED, HOT DIP GALV, 5/8IN. BOLT	\$174

The Narragansett Electric Company
Summary of Final Storm Costs
March 2010 Flood
Inventory Costs

Grand Total: \$138,845

Line #	Item Description (a)	Amount (b)
83	LINK, FIGURE 8, GALVS, FORGED, 4-1/2IN, 3/4LB	\$86
84	SPLICE, AUTOMATIC, FULL TENSION, F/NO.4 SOL CU	\$25
85	SPLICE, AUTOMATIC, FULL TENSION, F/NO. 2 STRD CU OR 4A CCW	\$56
86	SPLICE, AUTOMATIC, FULL TENSION, F/2/0 STR CU, CCW, GALVS	\$56
87	SPLICE, AUTOMATIC, FULL TENSION, F/4/0 SCU, C-W, GALVS	\$174
88	SPLICE, AUTOMATIC, FULL TENSION, F/NO. 2A CCW	\$87
89	SPLICE, AUTOMATIC, FULL TENSION, F/1/0 ACSR 6/1	\$124
90	SPLICE, AUTOMATIC, FULL TENSION, F/336.4 SAL	\$126
91	CONNECTOR, TERMINAL LUG, NO.2 ALUM TINNED, 2H PAD	\$43
92	CONNECTOR, TERMINAL LUG, 350 MCM, CU TINNED, 2H PAD	\$82
93	CONNECTOR, TERMINAL LUG, 500 MCM, CU TINNED, 2HOLE PAD	\$9
94	CONNECTOR, TERMINAL LUG, 750 MCM, CU TINNED CU	\$105
95	CONNECTOR, TAP, CMPRSN, CU, 3/0-4/0 RUN 6 SOL-2 TAP	\$67
96	DEADEND, PREFORMED, GRIP, 1/0	\$81
97	CLAMP, STRN, DE, NO. 6 - 2/0 AL, 1 U-BLT	\$527
98	CONNECTOR, ELECTRICAL, PRL GRV, 6 SOL-1/0 RUN 8 SOL-1/0	\$149
99	CONNECTOR, ELECTRICAL, PRL GRV, 2/0 336.4 RUN 6 SOL 1/0	\$233
100	CONNECTOR, COMPRESSION, STD, NO.3 - NO.6 RUN, TAP, ALUM	\$13
101	CONNECTOR, COMPRESSION, STD, 2/0-2 RUN 2-6 TAP, ALUM	\$6
102	CONNECTOR, COMPRESSION, STD 2/0-1/0 RUN 2/0-1/0 TAP, AL	\$84
103	CONNECTOR, COMPRESSION, STD, 4/0-3/0 RUN 2/0-1/0 TAP,	\$23
104	CONNECTOR, COMPRESSION, STD, 4/0-3/0 RUN 2-6 TAP, ALUM	\$13
105	CONNECTOR, COMPRESSION, STD, 4/0-3/0 RUN 4/0-2/0 TAP AL	\$43
106	CONNECTOR, COMPRESSION, STD 400-250 RUN 2/0-400 TAP, AL	\$90
107	CONNECTOR, COMPRESSION, C, 4 STR 6 SOL RUN 4 SOL 4 TAP	\$23
108	CONNECTOR, COMPRESSION, C, 2 STR 2 SOL RUN 2 SOL 2 STR	\$64
109	CONNECTOR, COMPRESSION, C, 2 STR 2 SOL RUN 8 SOL 4 STR	\$79
110	WIRE, COVERED, NO.6 AWG, SOLID, CU, HD, 45MILS PE.	\$500
111	WIRE, COVERED, NO.2 AWG, 7 STR, CU, SOFT DRAWN, 50LB COIL	\$580
112	WIRE, 4/0 AWG CU, 19 STRAND, SNGL COND.,60 MILS INSUL.	\$3,315
113	CABLE, SECONDARY, SVCE, NO. 2 TRX, SHRIMP/XLP, 500FT	\$279
114	CABLE, SECONDARY, 1/0, 3C, 60MILS, GAMMARUS/XLP, 1800FT	\$1,172
115	CABLE, SECONDARY, 1/0, 4C, 60MILS, SHETLAND/XLP, 1100	\$1,014
116	CABLE, SECONDARY, 336.4 KCMIL, 4C, 80MILS, EXMOOR/XLP	\$2,319
117	WIRE, GENERAL PURPOSE, CU, XHHW, 1C/NO.10, BLACK, 500FT	\$197
118	WIRE, GENERAL PURPOSE, CU, XHHW, 1C/NO.10, WHITE, 500FT	\$183
119	WIRE, GROUNDING, SOLID CU, SOFT DRAWN, NO.4 AWG, 600V	\$1,862
120	TIEWIRE, BARE, NO. 4, ALUM, SGL COND	\$42
121	BLOCK, TEST, 10 POLE, 5-7/8IN X 10-1/4IN, PHENOLIC BASE	\$2,740
122	BLOCK, TEST, 7 POLE, 5-7/8IN X 10-1/4IN, PHENOLIC BASE	\$1,720
123	ARRESTER, SURGE, RISER CLASS, POLYMER, MOV TYPE, 10KV	\$80

The Narragansett Electric Company
Summary of Final Storm Costs
March 2010 Flood
Inventory Costs

Grand Total: \$138,845

Line #	Item Description (a)	Amount (b)
124	ARRESTER, SURGE, RISER CLASS, POLYMER, MOV TYPE, 12KV	\$177
125	ARRESTER, SURGE, RISER CLASS, POLYMER, MOV TYPE, 15KV	\$175
126	ARRESTER, SRG, DIST CLASS, POLY HOUSED, MOV, CUBICLE, 15KV	\$182
127	COVERALLS, DISPOSABLE, XL, FLMRTD	\$208
128	BRACKET, EQUIP MTG, 12IN, THREE POSN, GALV MI	\$37
129	TIE, CABLE, PLT, 5-1/2IN LG	\$28
130	ASSEMBLY, BOLT, GALVS, HEX, 2IN -13 X 1/2IN, F/POLY ARSRS	\$14
131	CONTAINER, TRANSFORMER SAC, SMALL, 25IN DIA X 56IN HT	\$1,033
132	CONTAINER, TRANSFORMER SAC, MDM, 36IN DIA X 72 HT	\$1,654
133	BOOTS, DSPL, PP, ONE SIZE FITS ALL, CHARCOAL GRAY	\$30
134	COVERALLS, DISPOSABLE, 2XL, TYVEK, WHITE	\$93
135	GRIP, CABLE, PULLING, GS, 4500 LB BREAKING STRENGTH	\$639
136	COMPOUND, JT, ELEC, 8 OZ TUBE	\$134
137	KIT, CONDULATOR	\$37
138	BOLT, HEX HD, 18-8 SSTL, GR 304, 1/2IN X 1-1/2IN X 13 UNC	\$180
139	WASHER, LOCK, SPLIT, 18-8 SST, GR 304, 3/8IN X 0.387IN	\$10
140	WASHER, LOCK, SPLIT SPRING, 18-8 SST, GR 304, 1/2IN X	\$9
141	BLOCK, METER TEST SWITCH, 4-1/4IN WD X 9-1/2IN LG X 2-3/4IN	\$387
142	BLOCK, METER TEST SWITCH, 4IN WD X 9-1/2IN LG X 2-3/4IN	\$973
143	BRACKET, FRAMING FTG, U-SHAPE, 3 X 1/2 X 27	\$3,051
144	SOCKET METER 13 POSITION 600VAC 20A STEEL	\$3,481
145	SOCKET METER 8 POSITION 600VAC 20A STEEL	\$1,236
146	CUTOUT, OPEN TYPE, INTCHG, 27KV POLYMER W 100A DOOR WO MTG	\$886
147	FUSE, CURRENT LIMITING TIME DELAY, 15A, 300VAC, FERRULE, 3/8	\$138
148	LINK, FUSE, K, 3A, 25/35KV	\$37
149	LINK, FUSE, K, 6A, 25/35KV	\$42
150	LINK, FUSE, K, 10A, 25/35KV	\$36
151	LINK, FUSE, K, 15A, 25/35KV	\$87
152	LINK, FUSE, K, 25A, 25/35KV	\$167
153	LINK, FUSE, K, 40A, 25/35KV	\$133
154	LINK, FUSE, K, 65A, 25/35KV	\$274
155	LINK, FUSE, K, 100A, 25/35KV	\$265
156	CABLE, SECONDARY, SVCE, NO. 2 TRX, SHRIMP/XLP, 1200FT	\$2,809
157	CABLE, ELEC, 477 KCM, (1) EC AL, 19 STRAND SPACER	\$5,681
158	WIRE, BARE,, 3 AWG, (1) HARD DRAWN, CU, 7 STRAND	\$340
159	CABLE , 1/0 AWG, CU, 7STR, 60MIL PE	\$1,038
160	CABLE, ELEC, NO.12 AWG, (1/C), SOLID CU, THW, 600V, BLACK	\$254
161	CABLE, ELEC, NO.12 AWG, (1/C), SOLID CU, THW, 600V, WHITE	\$210
162	CABLE, ELEC, NO.12 AWG, (1/C), SOLID CU, THW, 600V, RED	\$196
163	CABLE ELECTRICAL 12 AWG (1) SOLID COPPER THW 600V	\$244
164	CABLE, ELEC, NO.12 AWG, (1/C), SOLID CU, THW, 600V, GREEN	\$202

The Narragansett Electric Company
Summary of Final Storm Costs
March 2010 Flood
Inventory Costs

Grand Total: \$138,845

Line #	Item Description (a)	Amount (b)
165	CABLE ELECTRICAL 12 AWG (1) SOLID COPPER THW 600V	\$227
166	CABLE, ELEC, NO.12 AWG, (1/C), SOLID CU, THW, 600V, BROWN	\$1,777
167	CABLE ELECTRICAL 12 AWG (1) SOLID COPPER THW 600V	\$212
168	CONNECTOR, HOT LINE, 477 KCM AL MAIN, 3 A, AWG CU - 2/0 AWG	\$46
169	CONNECTOR, HOT LINE, 477 KCM AL MAIN, 477 KCM AL TAP	\$107
170	CONNECTOR, ELEC, SPLIT BOLT, 1/0 AWG STRANDED COPPER	\$124
171	CONNECTOR, PARALLEL GROOVE, 6-2 AWG AL/CU, 6-2 BOTH SIDES	\$26
172	CONNECTOR, ELEC, PARALLEL GRV, 477-795 KCM ALUM/COPPER	\$263
173	CONNECTOR, PARALLEL GROOVE, AL/CU 3-2/0	\$136
174	CONNECTOR, ELECTRICAL, PARALLEL GROOVE, 1/0 AWG ALUM - 4/0	\$142
175	CONNECTOR, PARALLEL GROOVE, AL/CU, 3/0 -397.5 KCM	\$365
176	CONNECTOR, PARALLEL GROOVE, 477-795 KCM AL, 4/0 AWG - 400 KC	\$366
177	CONNECTOR, VISE, 4 AWG SOLID OR 5 AWG STRANDED	\$136
178	CONNECTOR, VISE, 2 AWG SOL, OR 3 AWG STR CU	\$168
179	CONNECTOR, VISE, 2/0 AWG SOL - 1/0 AWG STR CU	\$39
180	CONNECTOR, TERMINAL, 4 AWG SOLID-250 KCM, BRONZE, 2 HOLE PAD	\$42
181	CONNECTOR, TERMINAL, 1/0 AWG SOLID - 500 KCM, BRONZE, 2 HOLE	\$2,009
182	DEADEND, FLEXIBLE BAIL, NO.2 - 1/0 AAAC, ALUM	\$180
183	SPLICE, FULL TNSN, CU, #2 - #3 SOL & #3 STR	\$54
184	SPLICE, ELEC ,FULL TENSION,CU, 4/0 SOL, 6STR,8A TO 6 SOL-8ST	\$18
185	SPLICE, ELEC ,FULL TENSION,CU,#2 SOL-#3 STR TO #6 SOL-#8STR	\$32
186	SPLICE, ELEC , FULL TNSN, CU ,2 SOL-3/4 STR TO 4 SOL-6STR	\$48
187	SPLICE, ELEC , FULL TENSION,CU, 3/0 SOL, 2/0 STR, TO 2/0 SOL	\$316
188	SPLICE, AUTO, FULL TENSION, 477 KCM , STR, ALUM	\$91
189	SPLICE, AUTO, 4/0 ECA, 4/0 6201, 4/0 ACSR, 6/1	\$360
190	SPLICE, ELEC, RED, COMP, 4/O AWG, AL, 477 KCM AL	\$114
191	SPLICE, COMP, 1/0 AWG AL, TNSN SERVICE, AL	\$53
192	SPLICE, ELEC, REDUCING, COMP, 336.4 KCM ALUM, 477 KCM ALUM	\$99
193	SPLICE, ELEC, AUTO, 1/0-4/3 AWG OR 3/4 AWAC FULL TEN	\$316
194	BOLT, CARRIAGE, GALVS, 3/8IN X 4-1/2IN, 16 UNC, W/NUT	\$116
195	BOLT, CARRIAGE, 1/2IN DIA, 13 UNC, 6IN LG, GALVS	\$81
196	BOLT, DBL ARM, 5/8IN DIA X 14IN LG, GALVS	\$118
197	BOLT, MACH, 5/8IN DIA X 2IN LG, GALVS, SQ HD	\$36
198	BOLT, MACH, 3/4IN DIA X 2IN LG, 10 UNC, GALVS, SQ HD	\$103
199	BRACKET, MTG, DI, 12IN POLE, ONE POSITION	\$61
200	BRACKET, FRAMING FTG, 24-1/8IN LG, (3) 7/8 DIA HOLES, GALVS	\$140
201	BRACKET, FRAMING, U-SHAPE, E, 3IN WD X 35IN LG, GALVS	\$158
202	BRACKET, POLE TOP, 14IN LG, GALVS	\$45
203	CLAMP, STRN,DE, 3/0 -556.5 AL ,1 U-BOLT	\$164
204	CLAMP, STRAIN, DEADEND, ALUM, 336.4- 1000KCMIL	\$434
205	HANGER, XFMR, CLUST, GS, 5-25KVA, W/ (6) 5/8IN BOLTS	\$283

The Narragansett Electric Company
Summary of Final Storm Costs
March 2010 Flood
Inventory Costs

Grand Total: \$138,845

Line #	Item Description (a)	Amount (b)
206	HANGER, XFMR, CLUST, GALVS, 37.5-100KVA, W/ (6) 5/8IN BOLTS	\$412
207	HANGER, XFMR, CLUST, GS, 167-333KVA W/ (6) 3/4IN BOLTS	\$478
208	INSULATOR, PIN, 34.5KVAC, 8-1/2 IN DIA X 5-1/2 IN HT, PORC	\$39
209	NUT, SQUARE, 5/8IN, THDS 11 UNC, HT 1/2IN, GALVS	\$4
210	PIN, STEEL CROSSARM, 3/4IN DIA X 8IN LG, GALVS/LEAD	\$142
211	PIN, INSULATOR, F/STL BRKT MTG, 3/4IN SHAFT; 1IN INSUL THD	\$30
212	RACK, SECONDARY, 22IN LG, GALVS	\$33
213	SCREW, LAG, 3/8IN DIA, FETTER DRIVE, 3IN LG, SQ HD, GS	\$159
214	STAPLE, WIRE, 1/4IN WD X 1-1/4IN LG X 0.114IN THK, CU WELD	\$59
215	STUD, DBL ENDED, POST INSULATOR, 5/8IN DIA-A, 3/4IN DIA-B	\$57
216	WASHER, FLAT, GALV, , 11/16IN ID, 1-3/4IN OD, FOR 5/8IN BOLT	\$29
217	WASHER, FLAT, 4IN SQ, 1/2IN THK	\$96
218	WASHER, SQUARE CURVED, 5/8IN 11/16IN ID 3IN SQ OD 5/16IN,GS	\$112
219	WIRE, MESSENGER, 1/0 AWG, AWAC	\$3,684
220	BOLT, MACH, 5/8IN DIA X 10IN LG, SQ HD, GALVS	\$41
221	BOLT, MACH, 5/8IN X 12IN, SQ HD, GALVS	\$192
222	BOLT, MACH, 5/8IN X 14IN, SQ HD, GALVS	\$53
223	BOLT, MACH, 5/8IN X 18IN, SQ HD, GALVS	\$71
224	BOLT, MACH, 5/8IN X 20IN, SQ HD, GALVS	\$88
225	BOLT, MACH, SQ HD, GALVS, 3/4IN X 14IN LG	\$52
226	BOLT, MACH, SQ HD, GALVS, 3/4IN X 16IN	\$61
227	BOLT, MACH, SQ HD, GALVS, 3/4IN X 10IN	\$18
228	BOLT, MACH, 5/8IN X 8IN, SQ HD, GALVS	\$44
229	BOLT, MACH, SQ HD, GALVS, 3/4IN X 12IN	\$44
230	BOLT, MACH, SQ HD, GALVS, 1/2IN X 8IN	\$81
231	BOLT, MACH, SQ HD, GALVS, 1/2IN X 6IN	\$70
232	BOLT, DBL ARM, GALVS, 5/8IN X 18IN	\$51
233	BOLT, DBL ARM, GALVS, 5/8IN X 16IN	\$52
234	BOLT, DBL ARM, GALVS, 5/8IN X 20IN	\$108
235	BOLT, DBL ARM, GALVS, 5/8IN X 22IN	\$60
236	WASHER, ROUND, GALV, 1IN, 7/16IN HOLE	\$4
237	WASHER, ROUND, GALV, 9/16IN ID, 1-3/8IN OD, 1/2IN BOLT	\$105
238	WASHER, FLAT, GALV, 13/16IN ID, 3/4IN BOLT	\$4
239	WASHER, SQ FLAT, GALV, 11/16IN HOLE, 2-1/4IN X 2-1/4IN	\$58
240	WASHER, FLAT, 18-8 SST, GR 304, 1/2IN, ID 9/16IN OD 1-1/4IN	\$23
241	WASHER, BELLEVILLE, 18-8 SST, GR 301, 1/2 IN ID, 1.06 IN OD	\$68
242	WASHER, CURVED SQ, GALV, 3IN X 3IN, 13/16IN HOLE	\$64
243	SCREW, LAG, HEX HEAD, GIMLET POINT, 1/4IN X 2IN	\$42
244	SCREW, LAG, SQ HEAD, PLT PT, 1/2IN. X 4IN., TWIST DR, STL	\$130
245	SCREW, LAG, SQUARE HEAD, GIMLETPOINT, 1/2IN. X 4IN.	\$10
246	LOCKNUT, SQUARE, GALV STEEL, PALNUT, 1/2IN DIA	\$4

The Narragansett Electric Company
Summary of Final Storm Costs
March 2010 Flood
Inventory Costs

Grand Total: \$138,845

<u>Line #</u>	<u>Item Description</u> (a)	<u>Amount</u> (b)
247	COMPOUND, SEALING, OXIDE INHIBITING AND SEALING	\$56
248	COMPOUND, SEALING, PLSTC PUTTY, NON-HARDENING, GREY	\$83
249	COVERALLS, DISPOSABLE, LGE, TYVEK, WHITE, HOOD AND BOOTS	\$89
250	COVERALLS, DISPOSABLE, 2XL, WHITE, HOOD AND BOOTS	\$190
251	COVER, GELWRAP, SMALL, SPLICE/SKINNING, 15KV F/SPACER CABLE	\$430
252	COVER, GELWRAP, LARGE, SPLICE/SKINNING, 15KV F/SPACER CABLE	\$427
253	RECLOSER, VSA, 15.5KV, 800A, W/FORM 6 CONTROL	\$43,718
254	GLOVES, DISPOSABLE, SM, NITRILE	\$18
255	GLOVES, DISPOSABLE, LGE, NITRILE	\$18
256	GLOVES, DISPOSABLE, XL, NITRILE	\$18
257	COVER, CONNECTOR, TAP, ONE BOLT, PE, BLACK	\$99
258	INSULATOR, GUY STRAIN, FIBERGLASS, 15M, 12IN	\$472
259	CLAMP, MID-SPAN, 1/0 SEC NEU-SVCE MESS	\$610
260	CONNECTOR, TAP, SVCE, WP, CU/AL 1/0-8 MAIN, 1/0-8 TAP	\$313
261	PROTECTOR, DUC LINE, 8FT LG, HIGH DENSITY BLACK POLY	\$624

The Narragansett Electric Company
Summary of Final Storm Costs
March 2010 Flood
Employee Expenses

Grand Total: \$4,057

Line #	Exp Empl ID (a)	Image Reference (b)	Exp Type (c)	Amount (d)
1	10000591	N/A	BRKFAST	\$8
2	10000591	N/A	DINNER	\$10
3	10000591	N/A	LUNCH	\$6
4	10000591	N/A	MILEAGE	\$246
5	100001814	0000224342.pdf	DINNER	\$63
6	100001814	0000224342.pdf	LUNCH	\$30
7	100001814	0000224344.pdf	LUNCH	\$30
8	100002680	0000224832.pdf	DINNER	\$137
9	100002680	N/A	MILEAGE	\$51
10	100002748	0000223563.pdf	AUTORNT	\$336
11	100002748	N/A	BRKFAST	\$13
12	100002748	0000223563.pdf	DINNER	\$70
13	100002748	0000223563.pdf	FUEL	\$80
14	100002748	0000223563.pdf	HOTEL	\$282
15	100003888	0000224628.pdf	DINNER	\$184
16	100003888	0000224628.pdf	LUNCH	\$150
17	100003888	0000224628.pdf	OTHER	\$28
18	100003924	N/A	MILEAGE	\$25
19	100007135	0000221208.pdf	OTHER	\$51
20	100008304	0000223737.pdf	DINNER	\$139
21	100008883	0000224773.pdf	DINNER	\$100
22	100008883	N/A	MILEAGE	\$62
23	100009128	0000225129.pdf	HOTEL	\$321
24	100010565	N/A	MILEAGE	\$13
25	100011985	N/A	MILEAGE	\$31
26	100015863	N/A	MILEAGE	\$154
27	100016502	N/A	BRKFAST	\$6
28	100016502	N/A	DINNER	\$17
29	100016502	0000224722.pdf	HOTEL	\$155
30	100016532	0000224327.pdf	DINNER	\$25
31	100016619	0000223571.pdf	OTHER	\$28
32	100016748	0000224552.pdf	DINNER	\$48
33	100016786	0000224549.pdf	BRKFAST	\$44
34	100016786	N/A	LUNCH	\$17
35	100016861	N/A	MILEAGE	\$46
36	100016957	N/A	LUNCH	\$11
37	100017290	0000226085.pdf	OTHER	\$36

The Narragansett Electric Company
Summary of Final Storm Costs
March 2010 Flood
Employee Expenses

Grand Total: \$4,057

<u>Line #</u>	<u>Exp Empl ID</u> (a)	<u>Image Reference</u> (b)	<u>Exp Type</u> (c)	<u>Amount</u> (d)
38	100017472	N/A	MILEAGE	\$34
39	100018333	0000225341.pdf	DINNER	\$34
40	100046067	N/A	MILEAGE	\$17
41	100046071	N/A	MILEAGE	\$23
42	100046079	N/A	MILEAGE	\$19
43	100046696	N/A	MILEAGE	\$192
44	100052792	N/A	MILEAGE	\$131
45	100053832	N/A	MILEAGE	\$558

The Narragansett Electric Company
Summary of Final Storm Costs
March 2010 Flood
Index to Invoices & Supporting Documentation on CD-ROM/DVD

- 📁 March 2010 Flood
 - 📁 \ Accounts Payable
 - 📁 \ 1. Overhead Line
 - 📁 \ Names of Individual Overhead Line Contractors
Listing of Individual Images by Image Reference or Detailed Supporting Image Reference (1)
 - 📁 \ 2. Forestry
 - 📁 \ Names of Individual Forestry Contractors
Listing of Individual Images by Image Reference (2)
 - 📁 \ 3. Procurement Cards
Listing of Individual Images by Image Reference (3)
 - 📁 \ 4. Miscellaneous Accounts Payable
 - 📁 \ Names of Individual Miscellaneous Accounts Payable Vendors
Listing of Individual Images by Image Reference (4)
 - 📁 \ Employee Expenses
Listing of Individual Images by Image Reference (5)

Notes:

- (1) Images in this folder correspond with Schedules 3-B and 3-B-1
- (2) Images in this folder correspond with Schedule 3-C
- (3) Images in this folder correspond with Schedule 3-D
- (4) Images in this folder correspond with Schedule 3-E
- (5) Images in this folder correspond with Schedule 3-J

PLACEHOLDER
FOR SLEEVE
WITH DISK

Schedule 4

September 2010 Hurricane Earl

The Narragansett Electric Company
Summary of Final Storm Costs
September 2010 Hurricane Earl

<u>Line #</u>	<u>Source System</u>	<u>Amount</u>
		(a)
1	Incremental O&M Storm Costs:	
2	Accounts Payable	
3	Overhead Line	\$425,168
4	Forestry	157,745
5	Procurement Cards	3,745
6	Miscellaneous Accounts Payable	3,607
7	Total Accounts Payable	<u>\$590,265</u>
8	Payroll	\$169,841
9	Allocations	\$46,397
10	Transportation	\$851
11	Inventory	\$1,072
12	Employee Expense	<u>\$1,792</u>
13	Total Incremental O&M Storm Costs	<u>\$810,217</u>
14	Exclusions:	
15	Materials	\$815
16	Capital	\$0
17	Other	\$4,099
18	Deductible	<u>\$375,000</u>
19	Total Exclusions	<u>\$379,914</u>
20	Total Incremental O&M Deferred Storm Costs	<u><u>\$430,303</u></u>

The Narragansett Electric Company
Summary of Final Storm Costs
September 2010 Hurricane Earl
Accounts Payable - Overhead Line Contractors

Grand Total: \$425,168

<u>Line #</u>	<u>Vendor</u> (a)	<u>Invoice Number</u> (b)	<u>Image Reference</u> (c)	<u>Amount</u> (d)
1	THE ENERGY GROUP INC	090510NGRI-LC-R	090510NGRI-LC-R 1 of 2.pdf & 090510NGRI-LC-R 2 of 2.pdf	\$425,168

The Narragansett Electric Company
d/b/a National Grid
Final Storm Cost Accounting: 2010 and 2011 Storm Events
R.I.P.U.C. Docket No. 2509
Schedule 4-B-1
Page 1 of 1

The Narragansett Electric Company
Summary of Final Storm Costs
September 2010 Hurricane Earl
Accounts Payable - Overhead Line Contractors - Detail

Grand Total: \$425,168

<u>Line #</u>	<u>Vendor</u> (a)	<u>Invoice Number</u> (b)	<u>Detailed Supporting Image Reference</u> (c)	<u>Contractor Reference</u> (d)	<u>Amount</u> (e)
1	THE ENERGY GROUP INC	090510NGRI-LC-R	090510NGRI-LC-R 1 of 2.pdf & 090510NGRI-LC-R 2 of 2.pdf	090510NGRI-LC-R	\$425,168

The Narragansett Electric Company
Summary of Final Storm Costs
September 2010 Hurricane Earl
Accounts Payable - Forestry Contractors

Grand Total: \$157,745

Line #	Vendor	Image Reference	Amount
	(a)	(b)	(c)
1	ABC PROFESSIONAL TREE SERVICE INC	1015708.pdf	\$1,605
2	ABC PROFESSIONAL TREE SERVICE INC	1015709.pdf	\$1,610
3	ABC PROFESSIONAL TREE SERVICE INC	1015712.pdf	\$1,681
4	ABC PROFESSIONAL TREE SERVICE INC	1015713.pdf	\$1,681
5	ABC PROFESSIONAL TREE SERVICE INC	1015714.pdf	\$1,751
6	ABC PROFESSIONAL TREE SERVICE INC	1015716.pdf	\$1,652
7	ABC PROFESSIONAL TREE SERVICE INC	1015717.pdf	\$1,681
8	ABC PROFESSIONAL TREE SERVICE INC	1015718.pdf	\$1,681
9	ABC PROFESSIONAL TREE SERVICE INC	1015719.pdf	\$314
10	ABC PROFESSIONAL TREE SERVICE INC	1015720.pdf	\$1,550
11	ABC PROFESSIONAL TREE SERVICE INC	1015721.pdf	\$1,567
12	ABC PROFESSIONAL TREE SERVICE INC	1015722.pdf	\$1,447
13	ABC PROFESSIONAL TREE SERVICE INC	1015723.pdf	\$1,447
14	ABC PROFESSIONAL TREE SERVICE INC	1015724.pdf	\$314
15	ABC PROFESSIONAL TREE SERVICE INC	1015761.pdf	\$1,552
16	ABC PROFESSIONAL TREE SERVICE INC	1015769.pdf	\$1,681
17	ABC PROFESSIONAL TREE SERVICE INC	1015770.pdf	\$1,567
18	ABC PROFESSIONAL TREE SERVICE INC	1015771.pdf	\$173
19	ABC PROFESSIONAL TREE SERVICE INC	1015772.pdf	\$533
20	ABC PROFESSIONAL TREE SERVICE INC	1015773.pdf	\$1,447
21	ABC PROFESSIONAL TREE SERVICE INC	1015774.pdf	\$1,447
22	ASPLUNDH TREE EXPERT CO	1016663.pdf	\$868
23	ASPLUNDH TREE EXPERT CO	1016664.pdf	\$95
24	ASPLUNDH TREE EXPERT CO	1016665.pdf	\$1,165
25	ASPLUNDH TREE EXPERT CO	1016667.pdf	\$1,165
26	ASPLUNDH TREE EXPERT CO	1016668.pdf	\$1,165
27	ASPLUNDH TREE EXPERT CO	1016669.pdf	\$1,165
28	DAVEY RESOURCE GROUP	1016610.pdf	\$1,796
29	DAVEY RESOURCE GROUP	1016612.pdf	\$1,422
30	ENVIRONMENTAL CONSULTANTS INC	1015623.pdf	\$1,066
31	LEWIS TREE SERVICE INC	1016177.pdf	\$2,250
32	LEWIS TREE SERVICE INC	1016183.pdf	\$1,256
33	LEWIS TREE SERVICE INC	1016186.pdf	\$2,143

The Narragansett Electric Company
Summary of Final Storm Costs
September 2010 Hurricane Earl
Accounts Payable - Forestry Contractors

Grand Total: \$157,745

<u>Line #</u>	<u>Vendor</u> (a)	<u>Image Reference</u> (b)	<u>Amount</u> (c)
34	LEWIS TREE SERVICE INC	1016187.pdf	\$2,163
35	LEWIS TREE SERVICE INC	1016226.pdf	\$73
36	LEWIS TREE SERVICE INC	1016324.pdf	\$11,502
37	LEWIS TREE SERVICE INC	1016322.pdf	\$8,720
38	NELSON TREE SERVICE INC	1016733.pdf	\$17,804
39	NELSON TREE SERVICE INC	1016735.pdf	\$25,966
40	NELSON TREE SERVICE INC	1016736.pdf	\$17,350
41	NELSON TREE SERVICE INC	1016737.pdf	\$2,112
42	STANLEY TREE SERVICE INC	1015627.pdf	\$1,590
43	STANLEY TREE SERVICE INC	1015628.pdf	\$2,910
44	STANLEY TREE SERVICE INC	1015629.pdf	\$1,878
45	STANLEY TREE SERVICE INC	1015630.pdf	\$2,515
46	STANLEY TREE SERVICE INC	1015631.pdf	\$1,784
47	THE DAVEY TREE EXPERT COMPANY	1016055.pdf	\$1,735
48	THE DAVEY TREE EXPERT COMPANY	1016056.pdf	\$336
49	THE DAVEY TREE EXPERT COMPANY	1016057.pdf	\$1,909
50	THE DAVEY TREE EXPERT COMPANY	1016059.pdf	\$1,302
51	THE DAVEY TREE EXPERT COMPANY	1016061.pdf	\$1,739
52	THE DAVEY TREE EXPERT COMPANY	1016063.pdf	\$427
53	THE DAVEY TREE EXPERT COMPANY	1015907.pdf	\$336
54	THE DAVEY TREE EXPERT COMPANY	1015908.pdf	\$1,511
55	THE DAVEY TREE EXPERT COMPANY	1015910.pdf	\$434
56	THE DAVEY TREE EXPERT COMPANY	1015911.pdf	\$1,752
57	THE DAVEY TREE EXPERT COMPANY	1015913.pdf	\$1,399
58	THE DAVEY TREE EXPERT COMPANY	1015915.pdf	\$1,455
59	THE DAVEY TREE EXPERT COMPANY	1015916.pdf	\$233
60	THE DAVEY TREE EXPERT COMPANY	1015917.pdf	\$1,909
61	THE DAVEY TREE EXPERT COMPANY	1016094.pdf	\$964

The Narragansett Electric Company
Summary of Final Storm Costs
September 2010 Hurricane Earl
Accounts Payable - Procurement Cards

Grand Total: \$3,745

<u>Line #</u>	<u>Merchant</u> (a)	<u>Image Reference</u> (b)	<u>Amount</u> (c)
1	APPLEBEES 674700167478	HSBCoct10ma9.pdf	\$668
2	J J GREGORY SON INC	N/A	\$2,312
3	LOWES #01208*	HSBCsep10ri1.pdf	\$61
4	LOWES #01208*	HSBCoct10ma6.pdf	\$681
5	MCDONALD'S F25929 Q17	HSBCoct10ma9.pdf	\$6
6	SUBWAY 00262QPS	HSBCoct10ma8.pdf	\$8
7	WENDY'S #2 Q25	HSBCoct10ma9.pdf	\$9

The Narragansett Electric Company
Summary of Final Storm Costs
September 2010 Hurricane Earl
Accounts Payable - Miscellaneous Accounts Payable

Grand Total: \$3,607

<u>Line #</u>	<u>Vendor</u> (a)	<u>Image Reference</u> (b)	<u>Amount</u> (c)
1	GRAYBAR ELECTRIC COMPANY INC	949632960.pdf	\$141
2	HERTZ EQUIPMENT RENTAL	900001310207.pdf	\$125
3	HERTZ EQUIPMENT RENTAL	940001311415-A.pdf	\$164
4	HERTZ EQUIPMENT RENTAL	950001310286.pdf	\$128
5	HERTZ EQUIPMENT RENTAL	960001308375-A.pdf	\$182
6	HERTZ EQUIPMENT RENTAL	970001311578.pdf	\$126
7	HERTZ EQUIPMENT RENTAL	980001309859.pdf	\$126
8	HERTZ EQUIPMENT RENTAL	980001309862.pdf	\$125
9	HERTZ EQUIPMENT RENTAL	980001309864-A.pdf	\$165
10	HERTZ EQUIPMENT RENTAL	990001310890.pdf	\$125
11	HERTZ EQUIPMENT RENTAL	990001310893.pdf	\$129
12	HERTZ LOCAL EDITION	910001309214.pdf	\$129
13	HERTZ LOCAL EDITION	910001309221.pdf	\$125
14	HERTZ LOCAL EDITION	910001309234.pdf	\$124
15	HERTZ LOCAL EDITION	920001310331.pdf	\$123
16	HERTZ LOCAL EDITION	940001311412.pdf	\$126
17	TOM'S MARKET CATERING	NG090610.pdf	\$1,079
18	TOWN OF WESTERLY	2666.pdf	\$364

The Narragansett Electric Company
Summary of Final Storm Costs
September 2010 Hurricane Earl
Payroll Cost Summary by Source Company

Grand Total: \$169,841

<u>Line #</u>	<u>Orig Bus Unit</u> (a)	<u>Orig Bus Unit Descr</u> (b)	<u>Base Pay</u> (c)	<u>Overtime</u> (d)	<u>Miscellaneous Pay</u> (e)
1	00005	Massachusetts Electric Company	\$899	\$2,553	\$240
2	00036	Niagara Mohawk Power Corp	\$277	\$738	\$0
3	00049	Narragansett Electric Company	\$0	\$112,540	\$264
4	00099	National Grid USA Service Co.	\$13,042	\$37,989	\$0
5	00431	KeySpan Corporate Services LLC	\$1,298	\$0	\$0
6		Total	<u><u>\$15,516</u></u>	<u><u>\$153,820</u></u>	<u><u>\$504</u></u>

The Narragansett Electric Company
d/b/a National Grid
Final Storm Cost Accounting: 2010 and 2011 Storm Events
R.I.P.U.C. Docket No. 2509
Schedule 4-F-1
Page 1 of 6

The Narragansett Electric Company
Summary of Final Storm Costs
September 2010 Hurricane Earl
Payroll Costs by Employee ID

Grand Total: \$169,841

Line #	Job Cd Descr (a)	Empl Id (b)	Orig Business Unit (c)	Orig Bus Unit Descr (d)	Base Pay (e)	Overtime (f)	Miscellaneous Pay (g)
1	Performance Svr	100007880	00005	Massachusetts Electric Company	\$0	\$592	\$0
2	Working Leader	100009066	00005	Massachusetts Electric Company	\$324	\$546	\$120
3	Supervisor Design	100009210	00005	Massachusetts Electric Company	\$342	\$1,022	\$0
4	O&M Worker 2/C	100046893	00005	Massachusetts Electric Company	\$233	\$393	\$120
5	Sr Supervisor	100021190	00036	Niagara Mohawk Power Corp	\$277	\$738	\$0
6	Auto/Truck Tech 1/C	100000075	00049	Narragansett Electric Company	\$0	\$204	\$0
7	Performance Svr	100000098	00049	Narragansett Electric Company	\$0	\$1,271	\$0
8	Working Leader O&M Test	100000189	00049	Narragansett Electric Company	\$0	\$668	\$0
9	Laborer	100000650	00049	Narragansett Electric Company	\$0	\$397	\$0
10	Troubleshooter	100000697	00049	Narragansett Electric Company	\$0	\$487	\$0
11	Performance Svr	100000884	00049	Narragansett Electric Company	\$0	\$764	\$0
12	Lineworker 1/C	100000915	00049	Narragansett Electric Company	\$0	\$167	\$0
13	Meter Reader 80	100000970	00049	Narragansett Electric Company	\$0	\$112	\$0
14	O&M Worker 1/C Test	100000996	00049	Narragansett Electric Company	\$0	\$596	\$0
15	Troubleshooter	100001030	00049	Narragansett Electric Company	\$0	\$365	\$0
16	Meter Worker Assoc 80	100001070	00049	Narragansett Electric Company	\$0	\$120	\$0
17	Work Readiness Tech	100001175	00049	Narragansett Electric Company	\$0	\$133	\$0
18	Troubleshooter	100001348	00049	Narragansett Electric Company	\$0	\$500	\$0
19	Senior Design Technician	100001357	00049	Narragansett Electric Company	\$0	\$686	\$0
20	Meter Worker Assoc 80	100001653	00049	Narragansett Electric Company	\$0	\$120	\$0
21	Lead Splicer	100001923	00049	Narragansett Electric Company	\$0	\$233	\$0
22	Performance Svr	100001934	00049	Narragansett Electric Company	\$0	\$399	\$0
23	Crew Leader	100001946	00049	Narragansett Electric Company	\$0	\$487	\$0
24	Crew Leader	100001967	00049	Narragansett Electric Company	\$0	\$183	\$0
25	O&M Worker 1/C Test	100002066	00049	Narragansett Electric Company	\$0	\$596	\$0
26	Crew Leader	100002129	00049	Narragansett Electric Company	\$0	\$487	\$0
27	Crew Leader	100002130	00049	Narragansett Electric Company	\$0	\$186	\$0
28	Lead Splicer	100002430	00049	Narragansett Electric Company	\$0	\$319	\$0
29	Lineworker 2/C	100002432	00049	Narragansett Electric Company	\$0	\$130	\$0
30	Meterworker 1/C	100002446	00049	Narragansett Electric Company	\$0	\$630	\$0
31	Performance Svr	100002580	00049	Narragansett Electric Company	\$0	\$580	\$0
32	Crew Leader	100002604	00049	Narragansett Electric Company	\$0	\$679	\$0
33	Meter Worker Assoc 80	100002674	00049	Narragansett Electric Company	\$0	\$136	\$0
34	Division Coordinator	100002680	00049	Narragansett Electric Company	\$0	\$289	\$0
35	Crew Leader	100002706	00049	Narragansett Electric Company	\$0	\$487	\$0
36	Meter Worker Assoc 80	100002728	00049	Narragansett Electric Company	\$0	\$120	\$0
37	Lineworker 1/C	100002732	00049	Narragansett Electric Company	\$0	\$167	\$0
38	Cable Splicer 1/C	100002768	00049	Narragansett Electric Company	\$0	\$172	\$0
39	Work Readiness Tech	100002868	00049	Narragansett Electric Company	\$0	\$130	\$0
40	Lead Splicer	100002966	00049	Narragansett Electric Company	\$0	\$757	\$0
41	Lineworker 1/C	100003036	00049	Narragansett Electric Company	\$0	\$167	\$0
42	Crew Leader	100003123	00049	Narragansett Electric Company	\$0	\$183	\$0
43	Senior Design Technician	100003171	00049	Narragansett Electric Company	\$0	\$686	\$0
44	Lineworker 1/C	100003204	00049	Narragansett Electric Company	\$0	\$167	\$0
45	Working Leader	100003443	00049	Narragansett Electric Company	\$0	\$685	\$0
46	Working Leader O&M Test	100003447	00049	Narragansett Electric Company	\$0	\$546	\$0
47	Auto/Truck Utility Person	100003549	00049	Narragansett Electric Company	\$0	\$152	\$0
48	Meterworker 1/C	100003729	00049	Narragansett Electric Company	\$0	\$630	\$0
49	Crew Leader	100003732	00049	Narragansett Electric Company	\$0	\$183	\$0
50	Lead Splicer	100003737	00049	Narragansett Electric Company	\$0	\$312	\$0
51	Troubleshooter	100003830	00049	Narragansett Electric Company	\$0	\$989	\$0
52	Meter Worker Assoc 80	100003878	00049	Narragansett Electric Company	\$0	\$120	\$0
53	Working Leader	100003924	00049	Narragansett Electric Company	\$0	\$809	\$0
54	Senior Design Technician	100003928	00049	Narragansett Electric Company	\$0	\$686	\$0
55	Meterworker 1/C	100003930	00049	Narragansett Electric Company	\$0	\$145	\$0
56	Troubleshooter	100004058	00049	Narragansett Electric Company	\$0	\$487	\$0
57	Lineworker 1/C	100004099	00049	Narragansett Electric Company	\$0	\$167	\$0
58	O&M Worker 1/C Test	100004144	00049	Narragansett Electric Company	\$0	\$596	\$0
59	Meter Worker Assoc 80	100004154	00049	Narragansett Electric Company	\$0	\$120	\$0
60	Troubleshooter	100004176	00049	Narragansett Electric Company	\$0	\$508	\$0
61	Material Handler B	100004256	00049	Narragansett Electric Company	\$0	\$149	\$0
62	Crew Leader	100004288	00049	Narragansett Electric Company	\$0	\$183	\$0
63	Lineworker 1/C	100004328	00049	Narragansett Electric Company	\$0	\$167	\$0
64	Crew Leader	100004368	00049	Narragansett Electric Company	\$0	\$183	\$0
65	Laborer	100004417	00049	Narragansett Electric Company	\$0	\$117	\$0
66	O&M Worker 1/C Test	100004541	00049	Narragansett Electric Company	\$0	\$668	\$0
67	Crew Leader	100004551	00049	Narragansett Electric Company	\$0	\$432	\$0
68	Laborer	100004606	00049	Narragansett Electric Company	\$0	\$155	\$0
69	Meter Worker Assoc 80	100004656	00049	Narragansett Electric Company	\$0	\$120	\$0
70	Senior Design Technician	100004701	00049	Narragansett Electric Company	\$0	\$158	\$0
71	Manager	100004747	00049	Narragansett Electric Company	\$0	\$796	\$0
72	Meterworker 1/C	100004750	00049	Narragansett Electric Company	\$0	\$646	\$0

The Narragansett Electric Company
d/b/a National Grid
Final Storm Cost Accounting: 2010 and 2011 Storm Events
R.I.P.U.C. Docket No. 2509
Schedule 4-F-1
Page 2 of 6

The Narragansett Electric Company
Summary of Final Storm Costs
September 2010 Hurricane Earl
Payroll Costs by Employee ID

Grand Total: \$169,841

Line #	Job Cd Descr	Empl Id	Orig Business Unit	Orig Bus Unit Descr	Base Pay	Overtime	Miscellaneous Pay
(a)	(b)	(c)	(d)	(e)	(f)	(g)	
73	Meter Reader 80	100004821	00049	Narragansett Electric Company	\$0	\$117	\$0
74	Crew Leader	100004891	00049	Narragansett Electric Company	\$0	\$183	\$0
75	Troubleshooter	100005026	00049	Narragansett Electric Company	\$0	\$672	\$0
76	Meter Worker Assoc 80	100005027	00049	Narragansett Electric Company	\$0	\$123	\$0
77	Crew Leader	100005058	00049	Narragansett Electric Company	\$0	\$432	\$0
78	Meterworker 1/C	100005070	00049	Narragansett Electric Company	\$0	\$630	\$0
79	Distribution Design Eng	100005093	00049	Narragansett Electric Company	\$0	\$1,061	\$0
80	Meter Worker Assoc 80	100005109	00049	Narragansett Electric Company	\$0	\$120	\$0
81	Lineworker 1/C	100005132	00049	Narragansett Electric Company	\$0	\$167	\$0
82	Cable Splicer 1/C	100005169	00049	Narragansett Electric Company	\$0	\$212	\$0
83	O&M Worker 1/C Test	100005233	00049	Narragansett Electric Company	\$0	\$433	\$0
84	Crew Leader	100005301	00049	Narragansett Electric Company	\$0	\$183	\$0
85	Distribution Design Eng	100005626	00049	Narragansett Electric Company	\$0	\$202	\$0
86	Crew Leader	100005631	00049	Narragansett Electric Company	\$0	\$183	\$0
87	Lineworker 1/C	100005636	00049	Narragansett Electric Company	\$0	\$245	\$0
88	Performance Svr	100005722	00049	Narragansett Electric Company	\$0	\$606	\$0
89	Meter Worker Assoc	100005730	00049	Narragansett Electric Company	\$0	\$132	\$0
90	Troubleshooter	100005742	00049	Narragansett Electric Company	\$0	\$321	\$0
91	Svr Bldg Mntc	100005814	00049	Narragansett Electric Company	\$0	\$923	\$0
92	Meter Reader 80	100005865	00049	Narragansett Electric Company	\$0	\$120	\$0
93	Crew Leader	100005903	00049	Narragansett Electric Company	\$0	\$183	\$0
94	Working Leader O&M Test	100005959	00049	Narragansett Electric Company	\$0	\$672	\$0
95	Meterworker 1/C	100005993	00049	Narragansett Electric Company	\$0	\$145	\$0
96	Troubleshooter	100006021	00049	Narragansett Electric Company	\$0	\$404	\$0
97	Senior Design Technician	100006088	00049	Narragansett Electric Company	\$0	\$686	\$0
98	Lineworker 1/C	100006095	00049	Narragansett Electric Company	\$0	\$170	\$0
99	O&M Worker 1/C Test	100006112	00049	Narragansett Electric Company	\$0	\$487	\$0
100	Working Leader O&M Test	100006116	00049	Narragansett Electric Company	\$0	\$668	\$0
101	Meter Worker Assoc 80	100006127	00049	Narragansett Electric Company	\$0	\$149	\$0
102	O&M Worker 3/C	100006181	00049	Narragansett Electric Company	\$0	\$442	\$0
103	Lineworker 2/C	100006220	00049	Narragansett Electric Company	\$0	\$130	\$0
104	Meterworker 1/C	100006247	00049	Narragansett Electric Company	\$0	\$145	\$0
105	Meterworker 1/C	100006477	00049	Narragansett Electric Company	\$0	\$630	\$0
106	Working Leader (80)	100006479	00049	Narragansett Electric Company	\$0	\$146	\$0
107	Performance Svr	100006509	00049	Narragansett Electric Company	\$0	\$539	\$0
108	Lineworker 1/C	100006624	00049	Narragansett Electric Company	\$0	\$169	\$0
109	Performance Svr	100006658	00049	Narragansett Electric Company	\$0	\$467	\$0
110	Meter Worker Assoc	100006759	00049	Narragansett Electric Company	\$0	\$130	\$0
111	O&M Worker 1/C Test	100006849	00049	Narragansett Electric Company	\$0	\$496	\$100
112	Crew Leader	100006858	00049	Narragansett Electric Company	\$0	\$183	\$0
113	Crew Leader	100006894	00049	Narragansett Electric Company	\$0	\$437	\$0
114	Crew Leader	100007033	00049	Narragansett Electric Company	\$0	\$185	\$0
115	Svr Fleet Maintenance	100007051	00049	Narragansett Electric Company	\$0	\$374	\$0
116	Working Leader (80)	100007182	00049	Narragansett Electric Company	\$0	\$137	\$0
117	Lineworker 1/C	100007186	00049	Narragansett Electric Company	\$0	\$450	\$0
118	O&M Worker 1/C Test	100007203	00049	Narragansett Electric Company	\$0	\$596	\$0
119	Distribution Design Eng	100007221	00049	Narragansett Electric Company	\$0	\$185	\$0
120	Lineworker 1/C	100007244	00049	Narragansett Electric Company	\$0	\$167	\$0
121	Cable Splicer 1/C	100007343	00049	Narragansett Electric Company	\$0	\$212	\$0
122	Crew Leader	100007399	00049	Narragansett Electric Company	\$0	\$183	\$0
123	Performance Svr	100007426	00049	Narragansett Electric Company	\$0	\$537	\$0
124	Lineworker 1/C	100007471	00049	Narragansett Electric Company	\$0	\$183	\$0
125	Crew Leader	100007478	00049	Narragansett Electric Company	\$0	\$487	\$0
126	Crew Leader	100007538	00049	Narragansett Electric Company	\$0	\$183	\$0
127	Senior Design Technician	100007550	00049	Narragansett Electric Company	\$0	\$686	\$0
128	Meter Reader 80	100007564	00049	Narragansett Electric Company	\$0	\$109	\$0
129	Troubleshooter	100007609	00049	Narragansett Electric Company	\$0	\$414	\$0
130	Lineworker 1/C	100007746	00049	Narragansett Electric Company	\$0	\$615	\$0
131	Lineworker 1/C	100007773	00049	Narragansett Electric Company	\$0	\$167	\$0
132	Senior Design Technician	100007780	00049	Narragansett Electric Company	\$0	\$686	\$0
133	Lineworker 1/C	100007797	00049	Narragansett Electric Company	\$0	\$169	\$0
134	Maintenance Worker 1/C	100007814	00049	Narragansett Electric Company	\$0	\$387	\$0
135	Troubleshooter	100007876	00049	Narragansett Electric Company	\$0	\$1,170	\$0
136	Auto/Truck Tech 1/C	100007894	00049	Narragansett Electric Company	\$0	\$275	\$0
137	Crew Leader	100007929	00049	Narragansett Electric Company	\$0	\$183	\$0
138	Meterworker 1/C	100007940	00049	Narragansett Electric Company	\$0	\$145	\$0
139	Crew Leader	100008047	00049	Narragansett Electric Company	\$0	\$183	\$0
140	Troubleshooter	100008102	00049	Narragansett Electric Company	\$0	\$599	\$0
141	Cable Splicer 1/C	100008178	00049	Narragansett Electric Company	\$0	\$318	\$0
142	Troubleshooter	100008179	00049	Narragansett Electric Company	\$0	\$496	\$0
143	Meter Reader 80	100008243	00049	Narragansett Electric Company	\$0	\$120	\$0
144	Lineworker 1/C	100008254	00049	Narragansett Electric Company	\$0	\$445	\$0

The Narragansett Electric Company
d/b/a National Grid
Final Storm Cost Accounting: 2010 and 2011 Storm Events
R.I.P.U.C. Docket No. 2509
Schedule 4-F-1
Page 3 of 6

The Narragansett Electric Company
Summary of Final Storm Costs
September 2010 Hurricane Earl
Payroll Costs by Employee ID

Grand Total: \$169,841

Line #	Job Cd Descr	Empl Id	Orig Business Unit	Orig Bus Unit Descr	Base Pay	Overtime	Miscellaneous Pay
(a)	(b)	(c)	(d)	(e)	(f)	(g)	
145	Troubleshooter	100008433	00049	Narragansett Electric Company	\$0	\$414	\$0
146	Cable Splicer 1/C	100008518	00049	Narragansett Electric Company	\$0	\$159	\$0
147	Meter Worker Assoc 80	100008549	00049	Narragansett Electric Company	\$0	\$120	\$0
148	Manager	100008629	00049	Narragansett Electric Company	\$0	\$877	\$0
149	Crew Leader	100008682	00049	Narragansett Electric Company	\$0	\$183	\$0
150	Lineworker 1/C	100008793	00049	Narragansett Electric Company	\$0	\$167	\$0
151	Lineworker 1/C	100008800	00049	Narragansett Electric Company	\$0	\$395	\$0
152	Cable Splicer 1/C	100008891	00049	Narragansett Electric Company	\$0	\$290	\$0
153	Cable Splicer 1/C	100008894	00049	Narragansett Electric Company	\$0	\$936	\$0
154	Senior Design Technician	100008960	00049	Narragansett Electric Company	\$0	\$158	\$0
155	Troubleshooter	100009058	00049	Narragansett Electric Company	\$0	\$554	\$0
156	Crew Leader	100009211	00049	Narragansett Electric Company	\$0	\$183	\$0
157	Lineworker 1/C	100009212	00049	Narragansett Electric Company	\$0	\$619	\$0
158	Meter Worker Assoc 80	100009262	00049	Narragansett Electric Company	\$0	\$120	\$0
159	Working Leader	100009582	00049	Narragansett Electric Company	\$0	\$685	\$0
160	Lineworker 1/C	100009641	00049	Narragansett Electric Company	\$0	\$395	\$0
161	Crew Leader	100009670	00049	Narragansett Electric Company	\$0	\$183	\$0
162	Troubleshooter	100009715	00049	Narragansett Electric Company	\$0	\$872	\$0
163	Lineworker 1/C	100009773	00049	Narragansett Electric Company	\$0	\$167	\$0
164	Crew Leader	100009830	00049	Narragansett Electric Company	\$0	\$183	\$0
165	Crew Leader	100009862	00049	Narragansett Electric Company	\$0	\$183	\$0
166	Crew Leader	100009992	00049	Narragansett Electric Company	\$0	\$183	\$0
167	Crew Leader	100010055	00049	Narragansett Electric Company	\$0	\$183	\$0
168	Meter Worker Assoc 80	100010104	00049	Narragansett Electric Company	\$0	\$120	\$0
169	Crew Leader	100010124	00049	Narragansett Electric Company	\$0	\$183	\$0
170	Senior Design Technician	100010197	00049	Narragansett Electric Company	\$0	\$686	\$0
171	Lineworker 1/C	100010297	00049	Narragansett Electric Company	\$0	\$167	\$0
172	Senior Design Technician	100010350	00049	Narragansett Electric Company	\$0	\$158	\$0
173	Crew Leader	100010363	00049	Narragansett Electric Company	\$0	\$185	\$0
174	O&M Worker 1/C Test	100010392	00049	Narragansett Electric Company	\$0	\$546	\$0
175	Lead Splicer	100010410	00049	Narragansett Electric Company	\$0	\$233	\$0
176	Lead Splicer	100010584	00049	Narragansett Electric Company	\$0	\$175	\$0
177	Lead Splicer	100010646	00049	Narragansett Electric Company	\$0	\$1,029	\$0
178	Lead Splicer	100010649	00049	Narragansett Electric Company	\$0	\$324	\$0
179	Meterworker 1/C	100010657	00049	Narragansett Electric Company	\$0	\$630	\$0
180	Senior Design Technician	100010662	00049	Narragansett Electric Company	\$0	\$158	\$0
181	Troubleshooter	100010880	00049	Narragansett Electric Company	\$0	\$487	\$0
182	Lineworker 1/C	100011028	00049	Narragansett Electric Company	\$0	\$167	\$0
183	Lineworker 2/C	100011034	00049	Narragansett Electric Company	\$0	\$130	\$0
184	Lineworker 2/C	100011036	00049	Narragansett Electric Company	\$0	\$130	\$0
185	Meter Worker Assoc 80	100011040	00049	Narragansett Electric Company	\$0	\$120	\$0
186	Material Handler B	100011046	00049	Narragansett Electric Company	\$0	\$149	\$0
187	Laborer	100011068	00049	Narragansett Electric Company	\$0	\$227	\$0
188	Performance Svr	100011131	00049	Narragansett Electric Company	\$0	\$625	\$0
189	Lineworker 1/C	100011250	00049	Narragansett Electric Company	\$0	\$445	\$0
190	Crew Leader	100011327	00049	Narragansett Electric Company	\$0	\$693	\$0
191	Performance Svr	100011339	00049	Narragansett Electric Company	\$0	\$474	\$0
192	Manager	100011366	00049	Narragansett Electric Company	\$0	\$325	\$0
193	Lineworker 1/C	100011401	00049	Narragansett Electric Company	\$0	\$167	\$0
194	Crew Leader	100011621	00049	Narragansett Electric Company	\$0	\$487	\$0
195	Working Leader (80)	100011723	00049	Narragansett Electric Company	\$0	\$147	\$0
196	Distribution Design Eng	100011750	00049	Narragansett Electric Company	\$0	\$914	\$0
197	Crew Leader	100011860	00049	Narragansett Electric Company	\$0	\$183	\$0
198	Lineworker 1/C	100011972	00049	Narragansett Electric Company	\$0	\$167	\$0
199	Meter Reader 80	100012012	00049	Narragansett Electric Company	\$0	\$106	\$0
200	Lineworker 1/C	100012032	00049	Narragansett Electric Company	\$0	\$167	\$0
201	O&M Worker 1/C Test	100015314	00049	Narragansett Electric Company	\$0	\$491	\$9
202	O&M Worker 1/C Test	100015447	00049	Narragansett Electric Company	\$0	\$602	\$0
203	O&M Worker 1/C Test	100015455	00049	Narragansett Electric Company	\$0	\$487	\$40
204	Performance Svr	100015818	00049	Narragansett Electric Company	\$0	\$1,145	\$0
205	Crew Leader	100016041	00049	Narragansett Electric Company	\$0	\$190	\$0
206	Crew Leader	100016094	00049	Narragansett Electric Company	\$0	\$183	\$0
207	Troubleshooter	100016116	00049	Narragansett Electric Company	\$0	\$189	\$0
208	Crew Leader	100016118	00049	Narragansett Electric Company	\$0	\$183	\$0
209	Metering Serv Rep	100016308	00049	Narragansett Electric Company	\$0	\$117	\$0
210	Distribution Design Eng	100016394	00049	Narragansett Electric Company	\$0	\$1,024	\$0
211	Auto/Truck Tech 1/C w/cert	100016476	00049	Narragansett Electric Company	\$0	\$212	\$0
212	O&M Worker 1/C Test	100016532	00049	Narragansett Electric Company	\$0	\$596	\$0
213	Crew Leader	100016565	00049	Narragansett Electric Company	\$0	\$689	\$0
214	Operations Coordinator	100016603	00049	Narragansett Electric Company	\$0	\$1,297	\$0
215	Crew Leader	100016620	00049	Narragansett Electric Company	\$0	\$531	\$0
216	Working Leader	100016649	00049	Narragansett Electric Company	\$0	\$863	\$0

The Narragansett Electric Company
d/b/a National Grid
Final Storm Cost Accounting: 2010 and 2011 Storm Events
R.I.P.U.C. Docket No. 2509
Schedule 4-F-1
Page 4 of 6

The Narragansett Electric Company
Summary of Final Storm Costs
September 2010 Hurricane Earl
Payroll Costs by Employee ID

Grand Total: \$169,841

Line #	Job Cd Descr (a)	Empl Id (b)	Orig Business Unit (c)	Orig Bus Unit Descr (d)	Base Pay (e)	Overtime (f)	Miscellaneous Pay (g)
217	Working Leader	100016682	00049	Narragansett Electric Company	\$0	\$168	\$0
218	Distribution Design Eng	100016690	00049	Narragansett Electric Company	\$0	\$765	\$0
219	Distribution Design Eng	100016710	00049	Narragansett Electric Company	\$0	\$970	\$0
220	Cable Splicer 1/C	100016770	00049	Narragansett Electric Company	\$0	\$159	\$0
221	Meterworker 1/C	100016775	00049	Narragansett Electric Company	\$0	\$638	\$0
222	O&M Worker 1/C Test	100016781	00049	Narragansett Electric Company	\$0	\$596	\$0
223	Lineworker 1/C	100016785	00049	Narragansett Electric Company	\$0	\$167	\$0
224	Performance Svr	100016804	00049	Narragansett Electric Company	\$0	\$567	\$0
225	Lineworker 1/C	100016827	00049	Narragansett Electric Company	\$0	\$167	\$0
226	Lead Splicer	100016938	00049	Narragansett Electric Company	\$0	\$1,029	\$0
227	Material Handler B	100016971	00049	Narragansett Electric Company	\$0	\$149	\$0
228	Meter Worker Assoc 80	100016994	00049	Narragansett Electric Company	\$0	\$120	\$0
229	Material Handler B	100017249	00049	Narragansett Electric Company	\$0	\$248	\$0
230	Lead Splicer	100017297	00049	Narragansett Electric Company	\$0	\$175	\$0
231	Lineworker 1/C	100017337	00049	Narragansett Electric Company	\$0	\$445	\$0
232	Crew Leader	100017416	00049	Narragansett Electric Company	\$0	\$268	\$0
233	Performance Svr	100017474	00049	Narragansett Electric Company	\$0	\$1,563	\$0
234	Working Leader O&M Test	100017475	00049	Narragansett Electric Company	\$0	\$0	\$40
235	Cable Splicer 1/C	100017476	00049	Narragansett Electric Company	\$0	\$159	\$0
236	Crew Leader	100017479	00049	Narragansett Electric Company	\$0	\$365	\$0
237	Lineworker 1/C	100017480	00049	Narragansett Electric Company	\$0	\$762	\$0
238	Meterworker 1/C	100017491	00049	Narragansett Electric Company	\$0	\$396	\$0
239	Crew Leader	100017493	00049	Narragansett Electric Company	\$0	\$985	\$0
240	Meterworker 1/C	100017511	00049	Narragansett Electric Company	\$0	\$396	\$0
241	Distribution Design Eng	100017522	00049	Narragansett Electric Company	\$0	\$184	\$0
242	Lineworker 1/C	100017523	00049	Narragansett Electric Company	\$0	\$167	\$0
243	Operations Coordinator	100017530	00049	Narragansett Electric Company	\$0	\$678	\$0
244	Performance Svr	100017531	00049	Narragansett Electric Company	\$0	\$1,031	\$0
245	Crew Leader	100017541	00049	Narragansett Electric Company	\$0	\$523	\$0
246	Troubleshooter	100017560	00049	Narragansett Electric Company	\$0	\$505	\$0
247	Crew Leader	100017564	00049	Narragansett Electric Company	\$0	\$518	\$0
248	Material Handler	100017575	00049	Narragansett Electric Company	\$0	\$181	\$0
249	Working Leader	100017594	00049	Narragansett Electric Company	\$0	\$836	\$0
250	Auto/Truck Tech 1/C	100017638	00049	Narragansett Electric Company	\$0	\$236	\$0
251	Distribution Design Eng	100017647	00049	Narragansett Electric Company	\$0	\$158	\$0
252	Meter Worker Assoc 80	100017652	00049	Narragansett Electric Company	\$0	\$120	\$0
253	Svr Distr Design	100017990	00049	Narragansett Electric Company	\$0	\$548	\$0
254	Cable Splicer 1/C	100018322	00049	Narragansett Electric Company	\$0	\$689	\$0
255	Meter Reader 80	100018349	00049	Narragansett Electric Company	\$0	\$106	\$0
256	Meter Reader 80	100018352	00049	Narragansett Electric Company	\$0	\$106	\$0
257	Meter Reader 80	100018364	00049	Narragansett Electric Company	\$0	\$120	\$0
258	Distribution Design Eng	100018453	00049	Narragansett Electric Company	\$0	\$158	\$0
259	Cable Splicer 1/C	100018621	00049	Narragansett Electric Company	\$0	\$291	\$0
260	Meter Reader 80	100018623	00049	Narragansett Electric Company	\$0	\$106	\$0
261	Meter Worker Assoc 80	100018626	00049	Narragansett Electric Company	\$0	\$120	\$0
262	Meter Reader 80	100018629	00049	Narragansett Electric Company	\$0	\$120	\$0
263	Meter Reader 80	100018632	00049	Narragansett Electric Company	\$0	\$106	\$0
264	Meter Worker Assoc 80	100018633	00049	Narragansett Electric Company	\$0	\$120	\$0
265	Meter Worker Assoc 80	100018661	00049	Narragansett Electric Company	\$0	\$131	\$0
266	Lineworker 1/C	100018709	00049	Narragansett Electric Company	\$0	\$167	\$0
267	Cable Splicer 1/C	100018999	00049	Narragansett Electric Company	\$0	\$936	\$0
268	Troubleshooter	100019120	00049	Narragansett Electric Company	\$0	\$502	\$0
269	Troubleshooter	100019121	00049	Narragansett Electric Company	\$0	\$914	\$0
270	Cable Splicer 1/C	100046930	00049	Narragansett Electric Company	\$0	\$295	\$0
271	Meter Worker Assoc 80	100046936	00049	Narragansett Electric Company	\$0	\$120	\$0
272	Design Assistant I	100046943	00049	Narragansett Electric Company	\$0	\$136	\$0
273	Meter Reader 80	100047941	00049	Narragansett Electric Company	\$0	\$120	\$0
274	Meter Reader 80	100048022	00049	Narragansett Electric Company	\$0	\$120	\$0
275	Cable Splicer 2/C	100048181	00049	Narragansett Electric Company	\$0	\$508	\$0
276	Lineworker 1/C	100048195	00049	Narragansett Electric Company	\$0	\$612	\$0
277	Lineworker 1/C	100048196	00049	Narragansett Electric Company	\$0	\$395	\$0
278	Lineworker 1/C	100048197	00049	Narragansett Electric Company	\$0	\$445	\$0
279	Lineworker 1/C	100048198	00049	Narragansett Electric Company	\$0	\$169	\$0
280	O&M Worker 1/C Test	100048199	00049	Narragansett Electric Company	\$0	\$494	\$75
281	O&M Worker 2/C Test	100048200	00049	Narragansett Electric Company	\$0	\$487	\$0
282	O&M Worker 1/C Test	100048229	00049	Narragansett Electric Company	\$0	\$487	\$0
283	O&M Worker 2/C Test	100048242	00049	Narragansett Electric Company	\$0	\$499	\$0
284	Meter Reader 80	100048414	00049	Narragansett Electric Company	\$0	\$120	\$0
285	Meter Worker Assoc 80	100048677	00049	Narragansett Electric Company	\$0	\$120	\$0
286	Metering Serv Rep	100048753	00049	Narragansett Electric Company	\$0	\$436	\$0
287	O&M Worker 2/C Test	100049651	00049	Narragansett Electric Company	\$0	\$494	\$0
288	O&M Worker Apprentice	100050850	00049	Narragansett Electric Company	\$0	\$421	\$0

The Narragansett Electric Company
d/b/a National Grid
Final Storm Cost Accounting: 2010 and 2011 Storm Events
R.I.P.U.C. Docket No. 2509
Schedule 4-F-1
Page 5 of 6

The Narragansett Electric Company
Summary of Final Storm Costs
September 2010 Hurricane Earl
Payroll Costs by Employee ID

Grand Total: \$169,841

Line #	Job Cd Descr	Empl Id	Orig Business Unit	Orig Bus Unit Descr	Base Pay	Overtime	Miscellaneous Pay
(a)	(b)	(c)	(d)	(e)	(f)	(g)	
289	Meter Reader 80	100051048	00049	Narragansett Electric Company	\$0	\$106	\$0
290	Meter Reader 80	100051049	00049	Narragansett Electric Company	\$0	\$106	\$0
291	Meter Reader 80	100053441	00049	Narragansett Electric Company	\$0	\$110	\$0
292	Auto/Truck Tech 1/C w/cert	100054795	00049	Narragansett Electric Company	\$0	\$260	\$0
293	Lineworker 1/C	100711133	00049	Narragansett Electric Company	\$0	\$479	\$0
294	Lineworker 2/C	100711134	00049	Narragansett Electric Company	\$0	\$130	\$0
295	Lineworker 2/C	100711184	00049	Narragansett Electric Company	\$0	\$130	\$0
296	Lineworker 2/C	100711187	00049	Narragansett Electric Company	\$0	\$130	\$0
297	Lineworker 2/C	100711188	00049	Narragansett Electric Company	\$0	\$130	\$0
298	Lineworker 3/C	100711229	00049	Narragansett Electric Company	\$0	\$123	\$0
299	Lineworker 3/C	100711237	00049	Narragansett Electric Company	\$0	\$123	\$0
300	Auto/Truck Tech 3/C w/cert	100711288	00049	Narragansett Electric Company	\$0	\$204	\$0
301	Lineworker 3/C	100711289	00049	Narragansett Electric Company	\$0	\$123	\$0
302	Lineworker 3/C	100711290	00049	Narragansett Electric Company	\$0	\$123	\$0
303	Lineworker Apprentice	100711583	00049	Narragansett Electric Company	\$0	\$123	\$0
304	Lineworker Apprentice	100711584	00049	Narragansett Electric Company	\$0	\$123	\$0
305	Lineworker Apprentice	100711585	00049	Narragansett Electric Company	\$0	\$123	\$0
306	Lineworker Apprentice	100711587	00049	Narragansett Electric Company	\$0	\$123	\$0
307	Lineworker Apprentice	100711589	00049	Narragansett Electric Company	\$0	\$123	\$0
308	Lineworker Apprentice	100711590	00049	Narragansett Electric Company	\$0	\$123	\$0
309	Cable Splicer Apprentice	100711601	00049	Narragansett Electric Company	\$0	\$158	\$0
310	Cable Splicer Apprentice	100711602	00049	Narragansett Electric Company	\$0	\$237	\$0
311	Cable Splicer Apprentice	100711603	00049	Narragansett Electric Company	\$0	\$222	\$0
312	Work Readiness Tech	100711635	00049	Narragansett Electric Company	\$0	\$133	\$0
313	Lineworker 1/C	100711720	00049	Narragansett Electric Company	\$0	\$445	\$0
314	Lineworker Apprentice	100711738	00049	Narragansett Electric Company	\$0	\$123	\$0
315	Lineworker Apprentice	100711739	00049	Narragansett Electric Company	\$0	\$123	\$0
316	Lineworker Apprentice	100711740	00049	Narragansett Electric Company	\$0	\$123	\$0
317	Lineworker Apprentice	100711745	00049	Narragansett Electric Company	\$0	\$123	\$0
318	Auto/Truck Tech 3/C w/cert	100711747	00049	Narragansett Electric Company	\$0	\$166	\$0
319	Auto/Truck Tech 3/C w/cert	100711748	00049	Narragansett Electric Company	\$0	\$178	\$0
320	T & D Inspector	100000044	00099	National Grid USA Service Co.	\$0	\$128	\$0
321	Lead Supervisor	100000165	00099	National Grid USA Service Co.	\$0	\$398	\$0
322	Cnsltg Engineer	100000194	00099	National Grid USA Service Co.	\$883	\$703	\$0
323	Lead Engineer	100000211	00099	National Grid USA Service Co.	\$0	\$1,113	\$0
324	Sr Supervisor	100000237	00099	National Grid USA Service Co.	\$360	\$767	\$0
325	Lead Engineer	100000285	00099	National Grid USA Service Co.	\$86	\$909	\$0
326	Prin Engineer	100000440	00099	National Grid USA Service Co.	\$442	\$616	\$0
327	Prin Engineer	100000737	00099	National Grid USA Service Co.	\$402	\$560	\$0
328	Work Coordinator	100000751	00099	National Grid USA Service Co.	\$0	\$273	\$0
329	Sr Training Rep	100001220	00099	National Grid USA Service Co.	\$0	\$599	\$0
330	Operations Clerk	100001326	00099	National Grid USA Service Co.	\$0	\$101	\$0
331	Operations Clerk	100002074	00099	National Grid USA Service Co.	\$0	\$469	\$0
332	Coordinator	100002270	00099	National Grid USA Service Co.	\$125	\$124	\$0
333	Operations Clerk	100002393	00099	National Grid USA Service Co.	\$0	\$117	\$0
334	Sr Coordinator	100003581	00099	National Grid USA Service Co.	\$0	\$650	\$0
335	Manager	100004466	00099	National Grid USA Service Co.	\$717	\$618	\$0
336	Administrative Assistant	100004554	00099	National Grid USA Service Co.	\$0	\$103	\$0
337	Sr Engineer	100005337	00099	National Grid USA Service Co.	\$339	\$676	\$0
338	Operations Clerk	100005510	00099	National Grid USA Service Co.	\$0	\$130	\$0
339	T & D Inspector	100005780	00099	National Grid USA Service Co.	\$0	\$167	\$0
340	Lead Engineer	100005947	00099	National Grid USA Service Co.	\$374	\$0	\$0
341	Sr Engineer	100005958	00099	National Grid USA Service Co.	\$0	\$244	\$0
342	Assoc Coordinator	100006267	00099	National Grid USA Service Co.	\$0	\$216	\$0
343	Work Coordinator	100006327	00099	National Grid USA Service Co.	\$0	\$415	\$0
344	Sr Relay Technician	100006420	00099	National Grid USA Service Co.	\$0	\$604	\$0
345	T & D Inspector	100006918	00099	National Grid USA Service Co.	\$0	\$167	\$0
346	Sr Coordinator	100007217	00099	National Grid USA Service Co.	\$137	\$0	\$0
347	Operations Clerk	100007231	00099	National Grid USA Service Co.	\$0	\$130	\$0
348	T & D Inspector	100007560	00099	National Grid USA Service Co.	\$0	\$128	\$0
349	Coordinator	100007788	00099	National Grid USA Service Co.	\$109	\$109	\$0
350	Svr Div Support Svcs	100007861	00099	National Grid USA Service Co.	\$366	\$510	\$0
351	T & D Inspector	100007911	00099	National Grid USA Service Co.	\$0	\$128	\$0
352	Coordinator	100007926	00099	National Grid USA Service Co.	\$0	\$269	\$0
353	Legal Ast	100008145	00099	National Grid USA Service Co.	\$0	\$457	\$0
354	Operations Clerk	100008612	00099	National Grid USA Service Co.	\$101	\$453	\$0
355	Operations Clerk	100008642	00099	National Grid USA Service Co.	\$0	\$169	\$0
356	Sr Relay Technician	100009322	00099	National Grid USA Service Co.	\$0	\$643	\$0
357	Manager	100009588	00099	National Grid USA Service Co.	\$189	\$451	\$0
358	Manager	100009719	00099	National Grid USA Service Co.	\$0	\$1,022	\$0
359	Lead Analyst	100010426	00099	National Grid USA Service Co.	\$332	\$396	\$0
360	T & D Inspector	100010521	00099	National Grid USA Service Co.	\$0	\$128	\$0

The Narragansett Electric Company
d/b/a National Grid
Final Storm Cost Accounting: 2010 and 2011 Storm Events
R.I.P.U.C. Docket No. 2509
Schedule 4-F-1
Page 6 of 6

The Narragansett Electric Company
Summary of Final Storm Costs
September 2010 Hurricane Earl
Payroll Costs by Employee ID

Grand Total: \$169,841

Line #	Job Cd Desc (a)	Empl Id (b)	Orig Business Unit (c)	Orig Bus Unit Desc (d)	Base Pay (e)	Overtime (f)	Miscellaneous Pay (g)
361	Manager	100010548	00099	National Grid USA Service Co.	\$393	\$235	\$0
362	Administrative Assistant	100010565	00099	National Grid USA Service Co.	\$292	\$354	\$0
363	Sr Map & Record Tech	100011280	00099	National Grid USA Service Co.	\$750	\$948	\$0
364	Sr Coordinator	100011563	00099	National Grid USA Service Co.	\$0	\$634	\$0
365	T & D Inspector	100011619	00099	National Grid USA Service Co.	\$0	\$128	\$0
366	Lead Project Manager	100011649	00099	National Grid USA Service Co.	\$0	\$794	\$0
367	Analyst	100015408	00099	National Grid USA Service Co.	\$388	\$445	\$0
368	T & D Inspector	100015438	00099	National Grid USA Service Co.	\$0	\$167	\$0
369	Lead Engineer	100015610	00099	National Grid USA Service Co.	\$188	\$673	\$0
370	Manager	100015615	00099	National Grid USA Service Co.	\$387	\$97	\$0
371	Map & Record Tech B	100015858	00099	National Grid USA Service Co.	\$575	\$908	\$0
372	Map & Record Tech B	100016322	00099	National Grid USA Service Co.	\$0	\$658	\$0
373	Sr Supervisor	100016447	00099	National Grid USA Service Co.	\$0	\$170	\$0
374	Lead Engineer	100016607	00099	National Grid USA Service Co.	\$229	\$304	\$0
375	Staff Assistant	100016619	00099	National Grid USA Service Co.	\$829	\$248	\$0
376	Work Coordinator	100016760	00099	National Grid USA Service Co.	\$0	\$465	\$0
377	Sr Relay Technician	100016861	00099	National Grid USA Service Co.	\$0	\$635	\$0
378	Analyst	100017095	00099	National Grid USA Service Co.	\$0	\$149	\$0
379	Sr Relay Technician	100017211	00099	National Grid USA Service Co.	\$0	\$603	\$0
380	Sr Supervisor	100017265	00099	National Grid USA Service Co.	\$788	\$0	\$0
381	Manager	100017268	00099	National Grid USA Service Co.	\$0	\$121	\$0
382	Sr Analyst	100017291	00099	National Grid USA Service Co.	\$0	\$156	\$0
383	Operations Clerk	100017470	00099	National Grid USA Service Co.	\$39	\$539	\$0
384	Work Coordinator	100017613	00099	National Grid USA Service Co.	\$0	\$633	\$0
385	Sr Scheduler	100017709	00099	National Grid USA Service Co.	\$247	\$539	\$0
386	Manager	100017743	00099	National Grid USA Service Co.	\$359	\$0	\$0
387	Distribution Scheduler	100017750	00099	National Grid USA Service Co.	\$234	\$186	\$0
388	Sr Analyst	100018275	00099	National Grid USA Service Co.	\$152	\$212	\$0
389	Lead Supervisor	100018316	00099	National Grid USA Service Co.	\$0	\$194	\$0
390	Lead Proj Mgr	100018743	00099	National Grid USA Service Co.	\$0	\$660	\$0
391	Engineer	100018765	00099	National Grid USA Service Co.	\$269	\$435	\$0
392	T & D Inspector	100018928	00099	National Grid USA Service Co.	\$0	\$128	\$0
393	Supervisor	100019044	00099	National Grid USA Service Co.	\$0	\$446	\$0
394	Lead Supervisor	100019182	00099	National Grid USA Service Co.	\$0	\$695	\$0
395	Manager	100019632	00099	National Grid USA Service Co.	\$0	\$153	\$0
396	Sr Res Planner	100019765	00099	National Grid USA Service Co.	\$0	\$357	\$0
397	Manager	100026960	00099	National Grid USA Service Co.	\$166	\$558	\$0
398	Manager	100028786	00099	National Grid USA Service Co.	\$195	\$546	\$0
399	Lead Engineer	100046678	00099	National Grid USA Service Co.	\$0	\$1,101	\$0
400	T & D Inspector	100047230	00099	National Grid USA Service Co.	\$0	\$128	\$0
401	Engineer	100048088	00099	National Grid USA Service Co.	\$0	\$50	\$0
402	T & D Inspector	100048446	00099	National Grid USA Service Co.	\$0	\$128	\$0
403	Sr Supervisor	100048517	00099	National Grid USA Service Co.	\$0	\$170	\$0
404	Distribution Scheduler	100050055	00099	National Grid USA Service Co.	\$121	\$290	\$0
405	Analyst	100050484	00099	National Grid USA Service Co.	\$200	\$0	\$0
406	Work Coordinator	100051457	00099	National Grid USA Service Co.	\$0	\$550	\$0
407	Distribution Scheduler	100051861	00099	National Grid USA Service Co.	\$115	\$126	\$0
408	Coordinator	100053236	00099	National Grid USA Service Co.	\$0	\$97	\$0
409	Distribution Scheduler	100054929	00099	National Grid USA Service Co.	\$139	\$194	\$0
410	Engineer	100054936	00099	National Grid USA Service Co.	\$169	\$0	\$0
411	Distribution Scheduler	100711115	00099	National Grid USA Service Co.	\$139	\$194	\$0
412	Distribution Scheduler	100711116	00099	National Grid USA Service Co.	\$137	\$109	\$0
413	Distribution Scheduler	100711120	00099	National Grid USA Service Co.	\$0	\$285	\$0
414	Distribution Scheduler	100711126	00099	National Grid USA Service Co.	\$137	\$382	\$0
415	Sr Coordinator	100711192	00099	National Grid USA Service Co.	\$142	\$489	\$0
416	Coordinator	100711193	00099	National Grid USA Service Co.	\$119	\$237	\$0
417	Coordinator	100711217	00099	National Grid USA Service Co.	\$0	\$85	\$0
418	Assoc Scheduler	100711442	00099	National Grid USA Service Co.	\$0	\$188	\$0
419	Lead Project Mgr Trans	100711472	00099	National Grid USA Service Co.	\$0	\$728	\$0
420	Svr Forestry	100711623	00099	National Grid USA Service Co.	\$0	\$585	\$0
421	Designer A	100711751	00099	National Grid USA Service Co.	\$98	\$421	\$0
422	Designer A	100711806	00099	National Grid USA Service Co.	\$84	\$421	\$0
423	SVP, Distribution Asset Mgmt	38290	00431	KeySpan Corporate Services LLC	\$1,298	\$0	\$0

The Narragansett Electric Company
Summary of Final Storm Costs
September 2010 Hurricane Earl
Overhead Allocations

Grand Total: \$46,397

<u>Line #</u>	<u>Expense Type</u>	<u>Expense Type Descr</u>	<u>Amount</u>
(a)	(b)	(c)	
1	A60	Supervision & Admin	\$1,061
2	A65	Service Co Operating Costs	(\$39)
3	B01	FAS 106	\$7,032
4	B02	FAS 112	\$425
5	B03	Health Care	\$4,455
6	B04	Group Life Insurance	\$445
7	B05	Other Benefits	\$287
8	B06	Pension	\$9,209
9	B07	Thrift Plan	\$1,600
10	B08	Workers Comp	\$87
11	B09	Payroll Taxes	\$4,346
12	M50	Materials Stores Handling	\$72
13	P30	Variable & Misc Pay	\$9,236
14	P50	Time Not Worked	\$8,180

The Narragansett Electric Company
Summary of Final Storm Costs
September 2010 Hurricane Earl
Transportation Costs

Grand Total: \$851

<u>Line #</u>	<u>Orig Business Unit</u>	<u>Orig Bus Unit Descr</u>	<u>Vehicle Class</u>	<u>Vehicle Descr</u>	<u>Amount</u>
(a)	(b)	(c)	(d)	(e)	
1	00005	Massachusetts Electric Company	RR120	DAKOTA EXT 4WD	\$83
2	00005	Massachusetts Electric Company	RR215	MT45 INCOMPLETE CHASSIS	\$141
3	00036	Niagara Mohawk Power Corp	RR120	DAKOTA EXT 4WD	\$152
4	00041	Granite State Electric Company	RR120	DAKOTA EXT 4WD	\$47
5	00049	Narragansett Electric Company	RR120	DAKOTA EXT 4WD	\$10
6	00099	National Grid USA Service Co.	RR110	10JEEPXMJL74	\$43
7	00099	National Grid USA Service Co.	RR120	DAKOTA EXT 4WD	\$178
8	00099	National Grid USA Service Co.	RR120	RAM 1500 QUAD 4WD	\$14
9	00099	National Grid USA Service Co.	RR130	RAM 3500 CARGO VAN	\$29
10	00099	National Grid USA Service Co.	RR150	RAM 2500 4WD	\$27
11	00099	National Grid USA Service Co.	RR170	137 EXCURSION XLT 4X2	\$87
12	00099	National Grid USA Service Co.	RR170	137 EXCURSION XLT 4X4	\$40

The Narragansett Electric Company
Summary of Final Storm Costs
September 2010 Hurricane Earl
Inventory Costs

Grand Total: \$1,072











<u>Line #</u>	<u>Item Description</u> (a)	<u>Amount</u> (b)
1	GLASSES, SAFETY, CLEAR, UVEX GENESIS, WRAP AROUND LEI	\$22
2	HAT, HARD, TOPGARD, SAFARI, STD, WHITE	\$123
3	DEADEND, FLEXIBLE BAIL, NO.2 - 1/0 AAAC, ALUM	\$360
4	VEST, SAFETY, FLMRTD, M-XL, MESH, YELLOW, CLASS 2	\$566

The Narragansett Electric Company
Summary of Final Storm Costs
September 2010 Hurricane Earl
Employee Expenses

Grand Total: \$1,792

<u>Line #</u>	<u>Exp Empl ID</u> (a)	<u>Image Reference</u> (b)	<u>Exp Type</u> (c)	<u>Amount</u> (d)
1	100000194	N/A	DINNER	\$9
2	100000194	N/A	MILEAGE	\$23
3	100000285	N/A	MILEAGE	\$17
4	100000440	0000240244.pdf	DINNER	\$107
5	100000440	N/A	OTHER	\$14
6	100004554	0000244787.pdf	BRKFAST	\$52
7	100004554	0000244787.pdf	LUNCH	\$80
8	100005337	0000240727.pdf	OTHER	\$123
9	100009210	0000242798.pdf	DINNER	\$218
10	100009210	0000242798.pdf	OTHER	\$161
11	100010426	N/A	BRKFAST	\$4
12	100010426	N/A	MILEAGE	\$44
13	100015610	N/A	MILEAGE	\$23
14	100016520	N/A	LUNCH	\$24
15	100016690	N/A	MILEAGE	\$11
16	100017480	N/A	FUEL	\$20
17	100017484	0000244792.pdf	LUNCH	\$86
18	100018275	N/A	MILEAGE	\$20
19	100018743	N/A	MILEAGE	\$80
20	100019182	0000241140.pdf	OTHER	\$90
21	100019765	N/A	MILEAGE	\$55
22	100026960	0000244890.pdf	DINNER	\$27
23	100026960	0000244890.pdf	HOTEL	\$437
24	100026960	N/A	TOLLS	\$5
25	100028786	N/A	MILEAGE	\$5
26	100711472	N/A	MILEAGE	\$31
27	100711529	N/A	MILEAGE	\$24

The Narragansett Electric Company
Summary of Final Storm Costs
September 2010 Hurricane Earl
Index to Invoices & Supporting Documentation on CD-ROM/DVD

-  September 2010 Hurricane Earl
 -  \ Accounts Payable
 -  \ 1. Overhead Line
 -  \ Names of Individual Overhead Line Contractors
Listing of Individual Images by Image Reference or Detailed Supporting Image Reference (1)
 -  \ 2. Forestry
 -  \ Names of Individual Forestry Contractors
Listing of Individual Images by Image Reference (2)
 -  \ 3. Procurement Cards
Listing of Individual Images by Image Reference (3)
 -  \ 4. Miscellaneous Accounts Payable
 -  \ Names of Individual Miscellaneous Accounts Payable Vendors
Listing of Individual Images by Image Reference (4)
 -  \ Employee Expenses
Listing of Individual Images by Image Reference (5)

Notes:

- (1) Images in this folder correspond with Schedules 4-B and 4-B-1
- (2) Images in this folder correspond with Schedule 4-C
- (3) Images in this folder correspond with Schedule 4-D
- (4) Images in this folder correspond with Schedule 4-E
- (5) Images in this folder correspond with Schedule 4-J

PLACEHOLDER
FOR SLEEVE
WITH DISK

Schedule 5

August 2011 Tropical Storm Irene

The Narragansett Electric Company
Summary of Final Storm Costs
August 2011 Tropical Storm Irene

<u>Line #</u>	<u>Source System</u>	<u>Amount</u>
1	Capital and Incremental O&M Storm Costs:	
2	Accounts Payable	
3	Overhead Line	\$17,889,959
4	Forestry	4,771,957
5	Procurement Cards	1,012,785
6	Miscellaneous Accounts Payable	2,132,724
7	Total Accounts Payable	<u>\$25,807,425</u>
8	Payroll	\$6,483,547
9	Allocations	\$2,453,394
10	Transportation	\$109,075
11	Inventory	\$804,011
12	Employee Expense	<u>\$58,031</u>
13	Total Capital and Incremental O&M Storm Costs	<u>\$35,715,483</u>
14	Exclusions:	
15	Materials	\$76,916
16	Capital	\$2,558,279
17	Removal/Other	\$470,190
18	Deductible	<u>\$375,000</u>
19	Total Exclusions	<u>\$3,480,384</u>
20	Total Incremental O&M Deferred Storm Costs	<u><u>\$32,235,099</u></u>

The Narragansett Electric Company
d/b/a National Grid
Final Storm Cost Accounting: 2010 and 2011 Storm Events
R.I.P.U.C. Docket No. 2509
Schedule 5-B
Page 1 of 3

The Narragansett Electric Company
Summary of Final Storm Costs
August 2011 Tropical Storm Irene
Accounts Payable - Overhead Line Contractors

Grand Total: \$17,889,959

Line #	Vendor (a)	Invoice Number (b)	Image Reference (c)	Amount (d)
1	ALLIANCE POWER GROUP LLC	00067	00067.pdf	\$747,983
2	ALLIANCE POWER GROUP LLC	00094	00094.pdf	\$7,515
3	AMEREN	X406AIC2011	X406AIC2011.pdf	\$648,558
4	D&D POWER INC	11-1153-R	11-1153R.pdf	\$86,569
5	EMERA UTILITY SERVICES INC	W13869	W13869.pdf	\$6,597
6	EMERA UTILITY SERVICES INC	W13870	W13870.pdf	\$22,028
7	EMERA UTILITY SERVICES INC	W163682	W163682.pdf	\$837,819
8	GRATTAN LINE CONSTRUCTION CORPORATION	11-116R	11-116R.pdf	\$17,899
9	GRAYS POWER SUPPLY	CE082611	CE082611.pdf	\$1,266,095
10	GRAYS POWER SUPPLY	GPS082511	GPS082511.pdf	\$745,293
11	GRAYS POWER SUPPLY	GPS082511-EXP-REVISED	GPS082511 EXP-Revised 1 of 3.PDF through GPS082511 EXP-Revised 3 of 3.PDF	\$44,975
12	GRAYS POWER SUPPLY	MWP082611-R	MWP082611-R.pdf	\$1,509,670
13	HENKELS & MCCOY INC	NGST11-I1000	NGST11-I1000.pdf	\$38,600
14	HYDRO-QUEBEC	424409	424409 1 of 8.pdf through 424409 8 of 8.pdf	\$570,764
15	I B ABEL INC	54957	54957.pdf	\$91,740
16	I B ABEL INC	55142	55142.pdf	\$594,634
17	M J ELECTRIC LLC	10-R	10-R.pdf	\$14,785
18	M J ELECTRIC LLC	11-R	11-R.pdf	\$142,860
19	M J ELECTRIC LLC	1-R	1-R.pdf	\$76,371
20	M J ELECTRIC LLC	2-R	2-R.pdf	\$198,605
21	M J ELECTRIC LLC	3	3.pdf	\$20,422
22	M J ELECTRIC LLC	4-R	4-R.pdf	\$305,979
23	M J ELECTRIC LLC	5-R	5-R.pdf	\$255,335
24	M J ELECTRIC LLC	61702-001-1REVA	61702-001-1REVA.pdf	\$74,523
25	M J ELECTRIC LLC	61702-002-1REVA	61702-002-1REVA.pdf	\$60,023
26	M J ELECTRIC LLC	61702-003-1REVA	61702-003-1REVA.pdf	\$32,884
27	M J ELECTRIC LLC	6-R	6-R.pdf	\$255,335
28	M J ELECTRIC LLC	70908-006-1	70908-006-1.pdf	\$15,768
29	M J ELECTRIC LLC	7-R	7-R.pdf	\$42,003
30	M J ELECTRIC LLC	8-R	8-R.pdf	\$73,625
31	M J ELECTRIC LLC	9-R	9-R.pdf	\$56,644
32	MTV SOLUTIONS INC	41R	41R.pdf	\$629,031
33	N G GILBERT CORPORATION	001-091241	001-091241.pdf	\$118,266
34	N G GILBERT CORPORATION	001-091287	001-091287.pdf	\$88,605
35	N G GILBERT CORPORATION	001-091288	001-091288.pdf	\$121,096
36	N G GILBERT CORPORATION	001-091296	001-091296.pdf	\$88,313
37	N G GILBERT CORPORATION	001-091299	001-091299.pdf	\$100,737
38	N G GILBERT CORPORATION	001-091351	001-091351.pdf	\$109,839
39	N G GILBERT CORPORATION	001-091352	001-091352.pdf	\$91,122
40	N G GILBERT CORPORATION	001-091353-R	001-091353-R.pdf	\$115,770
41	N G GILBERT CORPORATION	001-091354	001-091354.pdf	\$84,674
42	N G GILBERT CORPORATION	001-091541	001-091541.pdf	\$26,519
43	N G GILBERT CORPORATION	002-091300	002-091300 1 of 9.pdf through 002-091300 9 of 9.pdf	\$14,792
44	N G GILBERT CORPORATION	003-091301	003-091301.pdf	\$861

The Narragansett Electric Company
d/b/a National Grid
Final Storm Cost Accounting: 2010 and 2011 Storm Events
R.I.P.U.C. Docket No. 2509
Schedule 5-B
Page 2 of 3

The Narragansett Electric Company
Summary of Final Storm Costs
August 2011 Tropical Storm Irene
Accounts Payable - Overhead Line Contractors

Grand Total: \$17,889,959

Line #	Vendor (a)	Invoice Number (b)	Image Reference (c)	Amount (d)
45	N G GILBERT CORPORATION	004-09001	004-09001.pdf	\$2,352
46	NEW HAMPSHIRE ELECTRIC COOPERATIVE	21816	21816.pdf	\$62,692
47	NORTHEAST LINE CONSTRUCTION CORP	13025	13025.pdf	\$478,290
48	O'DONNELL LINE & ELECTRICAL LTD	OD-2011-15	OD-2011-15.pdf	\$79,315
49	O'DONNELL LINE & ELECTRICAL LTD	OD-2011-15E	OD-2011-15E.pdf	\$4,997
50	ORLANDO UTILITIES COMMISSION	25648	25648.pdf	\$248,705
51	PCG	7155	7155.pdf	\$192,461
52	PIKE ELECTRIC INC	01648114	01648114.pdf	\$9,324
53	PIKE ELECTRIC INC	01648115	01648115.pdf	\$9,324
54	PIKE ELECTRIC INC	01648116	01648116.pdf	\$8,519
55	PIKE ELECTRIC INC	01648117	01648117.pdf	\$25,037
56	PIKE ELECTRIC INC	01648118	01648118.pdf	\$8,064
57	PIKE ELECTRIC INC	01648119	01648119.pdf	\$8,582
58	PIKE ELECTRIC INC	01648120	01648120.pdf	\$13,658
59	PIKE ELECTRIC INC	01648121	01648121.pdf	\$9,324
60	PIKE ELECTRIC INC	01648122	01648122.pdf	\$9,742
61	PIKE ELECTRIC INC	01648123	01648123.pdf	\$9,286
62	PIKE ELECTRIC INC	01648124	01648124.pdf	\$9,324
63	PIKE ELECTRIC INC	01648125	01648125.pdf	\$14,324
64	PIKE ELECTRIC INC	01648126	01648126.pdf	\$12,782
65	PIKE ELECTRIC INC	01648127	01648127.pdf	\$10,000
66	PIKE ELECTRIC INC	01648128	01648128.pdf	\$9,770
67	PIKE ELECTRIC INC	01649016	01649016.pdf	\$5,033
68	PIKE ELECTRIC INC	01649017	01649017.pdf	\$5,218
69	PIKE ELECTRIC INC	01649018	01649018.pdf	\$6,585
70	PIKE ELECTRIC INC	01649019	01649019.pdf	\$7,616
71	PIKE ELECTRIC INC	01649020	01649020.pdf	\$4,803
72	PIKE ELECTRIC INC	01649021	01649021.pdf	\$5,423
73	PIKE ELECTRIC INC	01649022	01649022.pdf	\$5,187
74	PIKE ELECTRIC INC	01649023	01649023.pdf	\$4,803
75	PIKE ELECTRIC INC	01649024	01649024.pdf	\$7,036
76	PIKE ELECTRIC INC	01649025	01649025.pdf	\$4,421
77	PIKE ELECTRIC INC	01649026	01649026.pdf	\$4,284
78	PIKE ELECTRIC INC	01649027	01649027.pdf	\$12,930
79	PIKE ELECTRIC INC	01649028	01649028.pdf	\$4,389
80	PIKE ELECTRIC INC	01649029	01649029.pdf	\$4,803
81	PIKE ELECTRIC INC	01649030	01649030.pdf	\$4,803
82	PIKE ELECTRIC INC	01652259	01652259.pdf	\$3,490
83	PIKE ELECTRIC INC	01652260	01652260.pdf	\$388
84	PREMIER UTILITY SERVICES LLC	661284	661284 1 of 2.pdf	\$151,997
85	SOUTHERN CROSS CORPORATION	46771	46771 1 of 2.pdf	\$60,220
86	SPE UTILITY CONTRACTORS LLC	1712	1712.pdf	\$137,302
87	SPE UTILITY CONTRACTORS LLC	1714	1714.pdf	\$1,197,950
88	SPE UTILITY CONTRACTORS LLC	1743	1743.pdf	\$6,441
89	SPE UTILITY CONTRACTORS LLC	1744	1744.pdf	\$736
90	SPE UTILITY CONTRACTORS LLC	1746	1746 1 of 2.pdf & 1746 2 of 2.pdf	\$24,432
91	STATE ELECTRIC CORPORATION	1034	1034.pdf	\$118,851

The Narragansett Electric Company
d/b/a National Grid
Final Storm Cost Accounting: 2010 and 2011 Storm Events
R.I.P.U.C. Docket No. 2509
Schedule 5-B
Page 3 of 3

The Narragansett Electric Company
Summary of Final Storm Costs
August 2011 Tropical Storm Irene
Accounts Payable - Overhead Line Contractors

Grand Total: \$17,889,959

Line #	Vendor (a)	Invoice Number (b)	Image Reference (c)	Amount (d)
92	STATE ELECTRIC CORPORATION	1035-R	1035-R 1 of 2.pdf & 1035-R 2 of 2.pdf	\$1,773,269
93	SUMTER UTILITIES INC	112323-3	112323-3.pdf	\$10,384
94	SUMTER UTILITIES INC	119002	119002.pdf	\$44,298
95	SUMTER UTILITIES INC	119006	119006.pdf	\$685,034
96	SUMTER UTILITIES INC	119008	119008.pdf	\$232,936
97	SUMTER UTILITIES INC	119482	119482.pdf	\$29,670
98	SUMTER UTILITIES INC	119483	119483.pdf	\$4,920
99	SUMTER UTILITIES INC	119484	119484.pdf	\$3,841
100	THE ENERGY GROUP INC	092511NG-EG	092511NG-EG.pdf	\$3,444
101	THE ENERGY GROUP INC	092511NG-EG-JRanck	092511NG-EG-JRanck 1 of 8.pdf through 092511NG-EG-JRanck 8 of 8.pdf	\$48,375
102	THE ENERGY GROUP INC	092511NG-EG-LeCom	092511NG-EG-LeCom 1 of 10.pdf through 092511NG-EG-LeCom 10 of 10.pdf	\$66,170
103	THE ENERGY GROUP INC	092511NG-EG-MotorCity	092511NG-EG-MotorCity 1 of 12.pdf through 092511NG-EG-MotorCity 12 of 12.pdf	\$46,277
104	THIRAU LLC	ACS00000001827	Support_Misc 17 BU05 Thirau 8.28.pdf	\$279
105	THIRAU LLC	ACS00000001829	Thirau 8.28.2011 RI.pdf	\$931,183
106	THIRAU LLC	ACS00000001933	Support_T&E Combined 1-48_BU05 Thirau 8.28.11..pdf	\$408
107	THIRAU LLC	ACS00000001935	Thirau 8.28.2011 RI.pdf	\$120,946
108	THIRAU LLC	ACS00000002076	Thirau 8.28.2011 RI.pdf	\$136,289
109	THIRAU LLC	ACS00000002426	Thirau 8.28.2011 RI.pdf	\$1,880
110	THIRAU LLC	ACS00000002501	Support_Misc1 and 2 BU49 8.28.11 Thirau_ACS2501.pdf	\$7,159
111	THREE PHASE LINE CONSTRUCTION INC	TP-10056-10	TP-10056-10.pdf	\$162,433
112	THREE PHASE LINE CONSTRUCTION INC	TP-10056-11	TP-10056-11.pdf	\$53,528
113	THREE PHASE LINE CONSTRUCTION INC	TP-10056-12	TP-10056-12.pdf	\$37,366
114	THREE PHASE LINE CONSTRUCTION INC	TP-10056-5	TP-10056-5.pdf	\$7,546
115	THREE PHASE LINE CONSTRUCTION INC	TP-10056-9	TP-10056-9.pdf	\$5,666
116	UGL UNICCO	1478939	1478939.pdf	\$119

The Narragansett Electric Company
d/b/a National Grid
Final Storm Cost Accounting: 2010 and 2011 Storm Events
R.I.P.U.C. Docket No. 2509
Schedule 5-B-1
Page 1 of 7

The Narragansett Electric Company
Summary of Final Storm Costs
August 2011 Tropical Storm Irene
Accounts Payable - Overhead Line Contractors - Detail

Grand Total: \$ 17,889,959

Line #	Vendor (a)	Invoice Number (b)	Detailed Supporting Image Reference (c)	Contractor Reference (d)	Amount (e)
1	ALLIANCE POWER GROUP LLC	00067	00067.pdf	00067	\$747,983
2	ALLIANCE POWER GROUP LLC	00094	00094.pdf	00094	\$7,515
3	AMEREN	X406AIC2011	X406AIC2011.pdf	N/A	\$648,558
4	D&D POWER INC	11-1153-R	11-1153R.pdf	11-1153-R	\$86,569
5	EMERA UTILITY SERVICES INC	W13869	W13869.pdf	W13869	\$6,597
6	EMERA UTILITY SERVICES INC	W13870	W13870.pdf	W13870	\$22,028
7	EMERA UTILITY SERVICES INC	W163682	W163682.pdf	W163682	\$837,819
8	GRATTAN LINE CONSTRUCTION CORPORATION	11-116R	11-116R.pdf	11-116R	\$17,899
9	GRAYS POWER SUPPLY	CE082611	CE082611.pdf	CE082611	\$1,266,095
10	GRAYS POWER SUPPLY	GPS082511	GPS082511.pdf	GPS082511	\$745,293
11	GRAYS POWER SUPPLY	GPS082511-EXP-REVISED	GPS082511 EXP-Revised 1 of 3.PDF through GPS082511 EXP-Revised 3 of 3.PDF	GPS082511-EXP-REVISED	\$44,975
12	GRAYS POWER SUPPLY	MWP082611-R	MWP082611-R.pdf	MWP082611-R	\$1,509,670
13	HENKELS & MCCOY INC	NGST11-11000	NGST11-11000.pdf	NGST11-11000	\$38,600
14	HYDRO-QUEBEC	424409	424409 1 of 8.pdf through 424409 8 of 8.pdf	00561986	\$570,764
15	I B ABEL INC	54957	54957.pdf	54957	\$91,740
16	I B ABEL INC	55142	55142.pdf	55142	\$594,634
17	M J ELECTRIC LLC	10-R	10-R.pdf	10-R	\$14,785
18	M J ELECTRIC LLC	11-R	11-R.pdf	11-R	\$142,860
19	M J ELECTRIC LLC	1-R	1-R.pdf	1-R	\$76,371
20	M J ELECTRIC LLC	2-R	2-R.pdf	2-R	\$198,605
21	M J ELECTRIC LLC	3	3.pdf	3	\$20,422
22	M J ELECTRIC LLC	4-R	4-R.pdf	4-R	\$305,979
23	M J ELECTRIC LLC	5-R	5-R.pdf	5-R	\$255,335
24	M J ELECTRIC LLC	61702-001-IREVA	61702-001-IREVA.pdf	61702-001-IREVA	\$74,523
25	M J ELECTRIC LLC	61702-002-IREVA	61702-002-IREVA.pdf	61702-002-IREVA	\$60,023
26	M J ELECTRIC LLC	61702-003-IREVA	61702-003-IREVA.pdf	61702-003-IREVA	\$32,884
27	M J ELECTRIC LLC	6-R	6-R.pdf	6-R	\$255,335
28	M J ELECTRIC LLC	70908-006-1	70908-006-1.pdf	70908-006-1	\$15,768
29	M J ELECTRIC LLC	7-R	7-R.pdf	7-R	\$42,003
30	M J ELECTRIC LLC	8-R	8-R.pdf	8-R	\$73,625
31	M J ELECTRIC LLC	9-R	9-R.pdf	9-R	\$56,644
32	MTV SOLUTIONS INC	41R	41R.pdf	41R	\$629,031
33	N G GILBERT CORPORATION	001-091241	001-091241.pdf	001-091241	\$118,266
34	N G GILBERT CORPORATION	001-091287	001-091287.pdf	001-091287	\$88,605
35	N G GILBERT CORPORATION	001-091288	001-091288.pdf	001-091288	\$121,096
36	N G GILBERT CORPORATION	001-091296	001-091296.pdf	001-091296	\$88,313
37	N G GILBERT CORPORATION	001-091299	001-091299.pdf	001-091299	\$100,737
38	N G GILBERT CORPORATION	001-091351	001-091351.pdf	001-091351	\$109,839
39	N G GILBERT CORPORATION	001-091352	001-091352.pdf	001-091352	\$91,122
40	N G GILBERT CORPORATION	001-091353-R	001-091353-R.pdf	001-091353-R	\$115,770
41	N G GILBERT CORPORATION	001-091354	001-091354.pdf	001-091354	\$84,674
42	N G GILBERT CORPORATION	001-091541	001-091541.pdf	001-091541	\$26,519
43	N G GILBERT CORPORATION	002-091300	002-091300 1 of 9.pdf through 002-091300 9 of 9.pdf	002-091300	\$14,792
44	N G GILBERT CORPORATION	003-091301	003-091301.pdf	003-091301	\$861
45	N G GILBERT CORPORATION	004-09001	004-09001.pdf	004-09001	\$2,352
46	NEW HAMPSHIRE ELECTRIC COOPERATIVE	21816	21816.pdf	21816	\$62,692
47	NORTHEAST LINE CONSTRUCTION CORP	13025	13025.pdf	13025	\$478,290
48	O'DONNELL LINE & ELECTRICAL LTD	OD-2011-15	OD-2011-15.pdf	OD-2011-15	\$79,315
49	O'DONNELL LINE & ELECTRICAL LTD	OD-2011-15E	OD-2011-15E.pdf	OD-2011-15E	\$4,997
50	ORLANDO UTILITIES COMMISSION	25648	25648.pdf	25648	\$248,705
51	PCG	7155	7155.pdf	7155	\$192,461
52	PIKE ELECTRIC INC	01648114	01648114.pdf	01648114	\$9,324

The Narragansett Electric Company
d/b/a National Grid
Final Storm Cost Accounting: 2010 and 2011 Storm Events
R.I.P.U.C. Docket No. 2509
Schedule 5-B-1
Page 2 of 7

The Narragansett Electric Company
Summary of Final Storm Costs
August 2011 Tropical Storm Irene
Accounts Payable - Overhead Line Contractors - Detail

Grand Total: \$ 17,889,959

Line #	Vendor	Invoice Number	Detailed Supporting Image Reference	Contractor Reference	Amount
(a)	(b)	(c)	(d)	(e)	
53	PIKE ELECTRIC INC	01648115	01648115.pdf	01648115	\$9,324
54	PIKE ELECTRIC INC	01648116	01648116.pdf	01648116	\$8,519
55	PIKE ELECTRIC INC	01648117	01648117.pdf	01648117	\$25,037
56	PIKE ELECTRIC INC	01648118	01648118.pdf	01648118	\$8,064
57	PIKE ELECTRIC INC	01648119	01648119.pdf	01648119	\$8,582
58	PIKE ELECTRIC INC	01648120	01648120.pdf	01648120	\$13,658
59	PIKE ELECTRIC INC	01648121	01648121.pdf	01648121	\$9,324
60	PIKE ELECTRIC INC	01648122	01648122.pdf	01648122	\$9,742
61	PIKE ELECTRIC INC	01648123	01648123.pdf	01648123	\$9,286
62	PIKE ELECTRIC INC	01648124	01648124.pdf	01648124	\$9,324
63	PIKE ELECTRIC INC	01648125	01648125.pdf	01648125	\$14,324
64	PIKE ELECTRIC INC	01648126	01648126.pdf	01648126	\$12,782
65	PIKE ELECTRIC INC	01648127	01648127.pdf	01648127	\$10,000
66	PIKE ELECTRIC INC	01648128	01648128.pdf	01648128	\$9,770
67	PIKE ELECTRIC INC	01649016	01649016.pdf	01649016	\$5,033
68	PIKE ELECTRIC INC	01649017	01649017.pdf	01649017	\$5,218
69	PIKE ELECTRIC INC	01649018	01649018.pdf	01649018	\$6,585
70	PIKE ELECTRIC INC	01649019	01649019.pdf	01649019	\$7,616
71	PIKE ELECTRIC INC	01649020	01649020.pdf	01649020	\$4,803
72	PIKE ELECTRIC INC	01649021	01649021.pdf	01649021	\$5,423
73	PIKE ELECTRIC INC	01649022	01649022.pdf	01649022	\$5,187
74	PIKE ELECTRIC INC	01649023	01649023.pdf	01649023	\$4,803
75	PIKE ELECTRIC INC	01649024	01649024.pdf	01649024	\$7,036
76	PIKE ELECTRIC INC	01649025	01649025.pdf	01649025	\$4,421
77	PIKE ELECTRIC INC	01649026	01649026.pdf	01649026	\$4,284
78	PIKE ELECTRIC INC	01649027	01649027.pdf	01649027	\$12,930
79	PIKE ELECTRIC INC	01649028	01649028.pdf	01649028	\$4,389
80	PIKE ELECTRIC INC	01649029	01649029.pdf	01649029	\$4,803
81	PIKE ELECTRIC INC	01649030	01649030.pdf	01649030	\$4,803
82	PIKE ELECTRIC INC	01652259	01652259.pdf	01652259	\$3,490
83	PIKE ELECTRIC INC	01652260	01652260.pdf	01652260	\$388
84	PREMIER UTILITY SERVICES LLC	661284	661284 1 of 2.pdf	661284	\$151,997
85	SOUTHERN CROSS CORPORATION	46771	46771 1 of 2.pdf	46771	\$60,220
86	SPE UTILITY CONTRACTORS LLC	1712	1712.pdf	1712	\$137,302
87	SPE UTILITY CONTRACTORS LLC	1714	1714.pdf	1714	\$1,197,950
88	SPE UTILITY CONTRACTORS LLC	1743	1743.pdf	1743	\$6,441
89	SPE UTILITY CONTRACTORS LLC	1744	1744.pdf	1744	\$736
90	SPE UTILITY CONTRACTORS LLC	1746	1746 1 of 2.pdf & 1746 2 of 2.pdf	1746	\$24,432
91	STATE ELECTRIC CORPORATION	1034	1034.pdf	1034	\$118,851
92	STATE ELECTRIC CORPORATION	1035-R	1035-R 1 of 2.pdf & 1035-R 2 of 2.pdf	1035-R	\$1,773,269
93	SUMTER UTILITIES INC	112323-3	112323-3.pdf	112323-3	\$10,384
94	SUMTER UTILITIES INC	119002	119002.pdf	119002	\$44,298
95	SUMTER UTILITIES INC	119006	119006.pdf	119006	\$685,034
96	SUMTER UTILITIES INC	119008	119008.pdf	119008	\$232,936
97	SUMTER UTILITIES INC	119482	119482.pdf	119482	\$29,670
98	SUMTER UTILITIES INC	119483	119483.pdf	119483	\$4,920
99	SUMTER UTILITIES INC	119484	119484.pdf	119484	\$3,841
100	THE ENERGY GROUP INC	092511NG-EG	092511NG-EG.pdf	092511NG-EG	\$3,444
101	THE ENERGY GROUP INC	092511NG-EG-JRanck	092511NG-EG-JRanck 1 of 8.pdf through 092511NG-EG-JRanck 8 of 8.pdf	092511NG-EG-JRanck	\$48,375
102	THE ENERGY GROUP INC	092511NG-EG-LeCom	092511NG-EG-LeCom 1 of 10.pdf through 092511NG-EG-LeCom 10 of 10.pdf	092511NG-EG-LeCom	\$66,170
103	THE ENERGY GROUP INC	092511NG-EG-MotorCity	092511NG-EG-MotorCity 1 of 12.pdf through 092511NG-EG-MotorCity 12 of 12.pdf	092511NG-EG-MotorCity	\$46,277

The Narragansett Electric Company
d/b/a National Grid
Final Storm Cost Accounting: 2010 and 2011 Storm Events
R.I.P.U.C. Docket No. 2509
Schedule 5-B-1
Page 3 of 7

The Narragansett Electric Company
Summary of Final Storm Costs
August 2011 Tropical Storm Irene
Accounts Payable - Overhead Line Contractors - Detail

Grand Total: \$ 17,889,959

Line #	Vendor (a)	Invoice Number (b)	Detailed Supporting Image Reference (c)	Contractor Reference (d)	Amount (e)
104	THIRAU LLC	ACS000000001827	Support_Misc 17 BU05 Thirau 8.28.pdf	'WARWICK POLICE INV 11- 843-DV (SEPT)'	\$279
105	THIRAU LLC	ACS000000001829 Total			\$931,183
105(1)	THIRAU LLC	ACS000000001829	N/A	N/A	\$11,622
105(2)	THIRAU LLC	ACS000000001829	Support T&E Combined_BU49_08.28.11_Thir au 1-49.pdf	1001013422	\$3,821
105(3)	THIRAU LLC	ACS000000001829	Support T&E Combined_BU49_08.28.11_Thir au 1-49.pdf	1001013423	\$3,834
105(4)	THIRAU LLC	ACS000000001829	Support T&E Combined_BU49_08.28.11_Thir au 1-49.pdf	1001012518	\$10,192
105(5)	THIRAU LLC	ACS000000001829	Support T&E Combined_BU49_08.28.11_Thir au 1-49.pdf	1001012519	\$8,250
105(6)	THIRAU LLC	ACS000000001829	Support T&E Combined_BU49_08.28.11_Thir au 1-49.pdf	1001012520	\$31,720
105(7)	THIRAU LLC	ACS000000001829	Support T&E Combined_BU49_08.28.11_Thir au 1-49.pdf	1001012521	\$31,720
105(8)	THIRAU LLC	ACS000000001829	Support T&E Combined_BU49_08.28.11_Thir au 1-49.pdf	1001012522	\$29,661
105(9)	THIRAU LLC	ACS000000001829	Support T&E Combined_BU49_08.28.11_Thir au 1-49.pdf	1001012523	\$28,939
105(10)	THIRAU LLC	ACS000000001829	Support T&E Combined_BU49_08.28.11_Thir au 1-49.pdf	1001012524	\$28,939
105(11)	THIRAU LLC	ACS000000001829	Support T&E Combined_BU49_08.28.11_Thir au 1-49.pdf	1001012525	\$28,939
105(12)	THIRAU LLC	ACS000000001829	Support T&E Combined_BU49_08.28.11_Thir au 1-49.pdf	1001013421	\$36,379
105(13)	THIRAU LLC	ACS000000001829	Support T&E Combined_BU49_08.28.11_Thir au 1-49.pdf	1001013422	\$34,389
105(14)	THIRAU LLC	ACS000000001829	Support T&E Combined_BU49_08.28.11_Thir au 1-49.pdf	1001013423	\$34,506
105(15)	THIRAU LLC	ACS000000001829	Support T&E Combined_BU49_08.28.11_Thir au 1-49.pdf	1001013424	\$29,103
105(16)	THIRAU LLC	ACS000000001829	Support T&E Combined_BU49_08.28.11_Thir au 1-49.pdf	1001013524	\$27,894
105(17)	THIRAU LLC	ACS000000001829	Support T&E Combined_BU49_08.28.11_Thir au 1-49.pdf	1001013525	\$27,894
105(18)	THIRAU LLC	ACS000000001829	Support T&E Combined_BU49_08.28.11_Thir au 1-49.pdf	1001013526	\$27,894
105(19)	THIRAU LLC	ACS000000001829	Support T&E Combined_BU49_08.28.11_Thir au 1-49.pdf	1001013527	\$27,894

The Narragansett Electric Company
d/b/a National Grid
Final Storm Cost Accounting: 2010 and 2011 Storm Events
R.I.P.U.C. Docket No. 2509
Schedule 5-B-1
Page 4 of 7

The Narragansett Electric Company
Summary of Final Storm Costs
August 2011 Tropical Storm Irene
Accounts Payable - Overhead Line Contractors - Detail

Grand Total: \$ 17,889,959

Line #	Vendor	Invoice Number	Detailed Supporting Image Reference	Contractor Reference	Amount
(a)	(b)	(c)	(d)	(e)	
105(20)	THIRAU LLC	ACS00000001829	Support T&E Combined_BU49_08.28.11_Thir au 1-49.pdf	1001013528	\$27,894
105(21)	THIRAU LLC	ACS00000001829	Support T&E Combined_BU49_08.28.11_Thir au 1-49.pdf	1001013529	\$24,795
105(22)	THIRAU LLC	ACS00000001829	Support T&E Combined_BU49_08.28.11_Thir au 1-49.pdf	1001014113	\$32,098
105(23)	THIRAU LLC	ACS00000001829	Support T&E Combined_BU49_08.28.11_Thir au 1-49.pdf	1001014114	\$32,098
105(24)	THIRAU LLC	ACS00000001829	Support T&E Combined_BU49_08.28.11_Thir au 1-49.pdf	1001014115	\$30,029
105(25)	THIRAU LLC	ACS00000001829	Support T&E Combined_BU49_08.28.11_Thir au 1-49.pdf	1001014116	\$28,685
105(26)	THIRAU LLC	ACS00000001829	Support T&E Combined_BU49_08.28.11_Thir au 1-49.pdf	1001014117	\$28,685
105(27)	THIRAU LLC	ACS00000001829	Support T&E Combined_BU49_08.28.11_Thir au 1-49.pdf	1001014118	\$26,011
105(28)	THIRAU LLC	ACS00000001829	Support T&E Combined_BU49_08.28.11_Thir au 1-49.pdf	1001014119	\$20,460
105(29)	THIRAU LLC	ACS00000001829	Support T&E Combined_BU49_08.28.11_Thir au 1-49.pdf	1001014120	\$16,557
105(30)	THIRAU LLC	ACS00000001829	Support T&E Combined_BU49_08.28.11_Thir au 1-49.pdf	1001015754	\$33,271
105(31)	THIRAU LLC	ACS00000001829	Support T&E Combined_BU49_08.28.11_Thir au 1-49.pdf	1001015755	\$33,271
105(32)	THIRAU LLC	ACS00000001829	Support T&E Combined_BU49_08.28.11_Thir au 1-49.pdf	1001015756	\$31,316
105(33)	THIRAU LLC	ACS00000001829	Support T&E Combined_BU49_08.28.11_Thir au 1-49.pdf	1001015757	\$25,417
105(34)	THIRAU LLC	ACS00000001829	Support T&E Combined_BU49_08.28.11_Thir au 1-49.pdf	1001015851	\$28,939
105(35)	THIRAU LLC	ACS00000001829	Support T&E Combined_BU49_08.28.11_Thir au 1-49.pdf	1001015852	\$25,925
105(36)	THIRAU LLC	ACS00000001829	Support T&E 50_Missing TR_BU49_08.28.11_Thirau_AC S1829_1935_2076.pdf	1001015208	\$18,116
105(37)	THIRAU LLC	ACS00000001829	Support T&E 50_Missing TR_BU49_08.28.11_Thirau_AC S1829_1935_2076.pdf	1001015209	\$4,026
106	THIRAU LLC	ACS000000001933	N/A	125886	\$408
107	THIRAU LLC	ACS000000001935 Total			\$120,946
107(1)	THIRAU LLC	ACS000000001935	N/A	N/A	\$2,419

The Narragansett Electric Company
d/b/a National Grid
Final Storm Cost Accounting: 2010 and 2011 Storm Events
R.I.P.U.C. Docket No. 2509
Schedule 5-B-1
Page 5 of 7

The Narragansett Electric Company
Summary of Final Storm Costs
August 2011 Tropical Storm Irene
Accounts Payable - Overhead Line Contractors - Detail

Grand Total: \$ 17,889,959

Line #	Vendor (a)	Invoice Number (b)	Detailed Supporting Image Reference (c)	Contractor Reference (d)	Amount (e)
107(2)	THIRAU LLC	ACS00000001935	Support Misc 1_BU49_08.28.11_Thirau_ACS1 829_1935_2076.pdf	'K. FORD MEAL AUG11KF'	\$4
107(3)	THIRAU LLC	ACS00000001935	Support Misc 10_BU49_08.28.11_Thirau_ACS 1829_1935_2076.pdf	'JOE MELLE CC - MEALS'	\$93
107(4)	THIRAU LLC	ACS00000001935	Support Misc 11_BU49_08.28.11_Thirau_ACS 1829_1935_2076.pdf	'DAN BUTLER CC - MEALS'	\$41
107(5)	THIRAU LLC	ACS00000001935	Support Misc 12_BU49_08.28.11_Thirau_ACS 1829_1935_2076.pdf	'AL WEST CC - LODGING'	\$157
107(6)	THIRAU LLC	ACS00000001935	Support Misc 13_BU49_08.28.11_Thirau_ACS 1829_1935_2076.pdf	'COVENTRY POLICE INV 11- 197 (SEPT)'	\$247
107(7)	THIRAU LLC	ACS00000001935	Support Misc 2_BU49_08.28.11_Thirau_ACS1 829_1935_2076.pdf	'J. MELLE - MEALS'	\$1,520
107(8)	THIRAU LLC	ACS00000001935	Support Misc 3_BU49_08.28.11_Thirau_ACS1 829_1935_2076.pdf	'J. MELLE - TOLLS'	\$112
107(9)	THIRAU LLC	ACS00000001935	Support Misc 4_BU49_08.28.11_Thirau_ACS1 829_1935_2076.pdf	'J. BLANCHET - MEALS'	\$33
107(10)	THIRAU LLC	ACS00000001935	Support Misc 5_BU49_08.28.11_Thirau_ACS1 829_1935_2076.pdf & Support Misc 6_BU49_08.28.11_Thirau_ACS1 829_1935_2076.pdf	'J. BLANCHET - TOLLS'	\$90
107(11)	THIRAU LLC	ACS00000001935	Support Misc 7_BU49_08.28.11_Thirau_ACS1 829_1935_2076.pdf	'E. WILLIAMS - MEALS'	\$164
107(12)	THIRAU LLC	ACS00000001935	Support Misc 8_BU49_08.28.11_Thirau_ACS1 829_1935_2076.pdf & Support Misc 9_BU49_08.28.11_Thirau_ACS1 829_1935_2076.pdf	'D. BUTLER - TOLLS'	\$110
107(13)	THIRAU LLC	ACS00000001935	Support T&E Combined_BU49_08.28.11_Thir au 1-49.pdf	1001014210	\$32,197
107(14)	THIRAU LLC	ACS00000001935	Support T&E Combined_BU49_08.28.11_Thir au 1-49.pdf	1001014211	\$29,923
107(15)	THIRAU LLC	ACS00000001935	Support T&E Combined_BU49_08.28.11_Thir au 1-49.pdf	1001014212	\$28,673
107(16)	THIRAU LLC	ACS00000001935	Support T&E Combined_BU49_08.28.11_Thir au 1-49.pdf	1001014213	\$25,163
108	THIRAU LLC	ACS00000002076 Total			\$136,289
108(1)	THIRAU LLC	ACS00000002076	N/A	N/A	\$3,309
108(2)	THIRAU LLC	ACS00000002076	Support T&E Combined_BU49_08.28.11_Thir au 1-49.pdf	1001013822	\$9,918
108(3)	THIRAU LLC	ACS00000002076	Support T&E Combined_BU49_08.28.11_Thir au 1-49.pdf	94432	\$8,267

The Narragansett Electric Company
d/b/a National Grid
Final Storm Cost Accounting: 2010 and 2011 Storm Events
R.I.P.U.C. Docket No. 2509
Schedule 5-B-1
Page 6 of 7

The Narragansett Electric Company
Summary of Final Storm Costs
August 2011 Tropical Storm Irene
Accounts Payable - Overhead Line Contractors - Detail

Grand Total: \$ 17,889,959

Line #	Vendor (a)	Invoice Number (b)	Detailed Supporting Image Reference (c)	Contractor Reference (d)	Amount (e)
108(4)	THIRAU LLC	ACS00000002076	Support T&E Combined_BU49_08.28.11_Thir au 1-49.pdf	94433	\$2,545
108(5)	THIRAU LLC	ACS00000002076	Support T&E Combined_BU49_08.28.11_Thir au 1-49.pdf	94434	\$8,267
108(6)	THIRAU LLC	ACS00000002076	Support T&E Combined_BU49_08.28.11_Thir au 1-49.pdf	94435	\$8,267
108(7)	THIRAU LLC	ACS00000002076	Support T&E Combined_BU49_08.28.11_Thir au 1-49.pdf	94436	\$1,619
108(8)	THIRAU LLC	ACS00000002076	Support T&E Combined_BU49_08.28.11_Thir au 1-49.pdf	94437	\$2,545
108(9)	THIRAU LLC	ACS00000002076	Support T&E Combined_BU49_08.28.11_Thir au 1-49.pdf	94438	\$1,619
108(10)	THIRAU LLC	ACS00000002076	Support T&E Combined_BU49_08.28.11_Thir au 1-49.pdf	94439	\$8,267
108(11)	THIRAU LLC	ACS00000002076	Support T&E Combined_BU49_08.28.11_Thir au 1-49.pdf	94440	\$8,267
108(12)	THIRAU LLC	ACS00000002076	Support T&E Combined_BU49_08.28.11_Thir au 1-49.pdf	94441	\$4,383
108(13)	THIRAU LLC	ACS00000002076	Support T&E Combined_BU49_08.28.11_Thir au 1-49.pdf	94442	\$5,090
108(14)	THIRAU LLC	ACS00000002076	Support T&E Combined_BU49_08.28.11_Thir au 1-49.pdf	94443	\$2,024
108(15)	THIRAU LLC	ACS00000002076	Support T&E Combined_BU49_08.28.11_Thir au 1-49.pdf	94444	\$2,024
108(16)	THIRAU LLC	ACS00000002076	Support T&E Combined_BU49_08.28.11_Thir au 1-49.pdf	94445	\$5,090
108(17)	THIRAU LLC	ACS00000002076	Support T&E Combined_BU49_08.28.11_Thir au 1-49.pdf	94447	\$8,267
108(18)	THIRAU LLC	ACS00000002076	Support T&E Combined_BU49_08.28.11_Thir au 1-49.pdf	96839	\$2,262
108(19)	THIRAU LLC	ACS00000002076	Support T&E Combined_BU49_08.28.11_Thir au 1-49.pdf	1001012524	\$28,318
108(20)	THIRAU LLC	ACS00000002076	Support T&E Combined_BU49_08.28.11_Thir au 1-49.pdf	1001013821	\$1,589
108(21)	THIRAU LLC	ACS00000002076	Support T&E Combined_BU49_08.28.11_Thir au 1-49.pdf	1001013901	\$733
108(22)	THIRAU LLC	ACS00000002076	Support T&E Combined_BU49_08.28.11_Thir au 1-49.pdf	1001013902	\$733
108(23)	THIRAU LLC	ACS00000002076	Support T&E Combined_BU49_08.28.11_Thir au 1-49.pdf	1001014210	\$3,577

The Narragansett Electric Company
d/b/a National Grid
Final Storm Cost Accounting: 2010 and 2011 Storm Events
R.I.P.U.C. Docket No. 2509
Schedule 5-B-1
Page 7 of 7

The Narragansett Electric Company
Summary of Final Storm Costs
August 2011 Tropical Storm Irene
Accounts Payable - Overhead Line Contractors - Detail

Grand Total: \$ 17,889,959

Line #	Vendor (a)	Invoice Number (b)	Detailed Supporting Image Reference (c)	Contractor Reference (d)	Amount (e)
108(24)	THIRAU LLC	ACS000000002076	Support T&E Combined_BU49_08.28.11_Thir au 1-49.pdf	1001014211	\$3,325
108(25)	THIRAU LLC	ACS000000002076	Support T&E Combined_BU49_08.28.11_Thir au 1-49.pdf	1001014212	\$3,186
108(26)	THIRAU LLC	ACS000000002076	Support T&E Combined_BU49_08.28.11_Thir au 1-49.pdf	1001014213	\$2,796
109	THIRAU LLC	ACS000000002426 Total			\$1,880
109(1)	THIRAU LLC	ACS000000002426	Support T&E 51_Meals on TR_BU49_08.28.11_Thirau_AC S2426.pdf	1001012524	\$220
109(2)	THIRAU LLC	ACS000000002426	Support T&E 51_Meals on TR_BU49_08.28.11_Thirau_AC S2426.pdf	1001013529	\$200
109(3)	THIRAU LLC	ACS000000002426	Support T&E 51_Meals on TR_BU49_08.28.11_Thirau_AC S2426.pdf	1001014114	\$220
109(4)	THIRAU LLC	ACS000000002426	Support T&E 51_Meals on TR_BU49_08.28.11_Thirau_AC S2426.pdf	1001014117	\$180
109(5)	THIRAU LLC	ACS000000002426	Support T&E 51_Meals on TR_BU49_08.28.11_Thirau_AC S2426.pdf	1001014118	\$200
109(6)	THIRAU LLC	ACS000000002426	Support T&E 51_Meals on TR_BU49_08.28.11_Thirau_AC S2426.pdf	1001014120	\$140
109(7)	THIRAU LLC	ACS000000002426	Support T&E 51_Meals on TR_BU49_08.28.11_Thirau_AC S2426.pdf	1001014213	\$260
109(8)	THIRAU LLC	ACS000000002426	Support T&E 51_Meals on TR_BU49_08.28.11_Thirau_AC S2426.pdf	1001015757	\$240
109(9)	THIRAU LLC	ACS000000002426	Support T&E 51_Meals on TR_BU49_08.28.11_Thirau_AC S2426.pdf	1001015852	\$220
110	THIRAU LLC	ACS000000002501 Total			\$7,159
110(1)	THIRAU LLC	ACS000000002501	Support_Misc1 and 2 BU49 8.28.11 Thirau_ACS2501.pdf		\$6,966
110(2)	THIRAU LLC	ACS000000002501	N/A		\$193
111	THREE PHASE LINE CONSTRUCTION INC	TP-10056-10	TP-10056-10.pdf	TP-10056-10	\$162,433
112	THREE PHASE LINE CONSTRUCTION INC	TP-10056-11	TP-10056-11.pdf	TP-10056-11	\$53,528
113	THREE PHASE LINE CONSTRUCTION INC	TP-10056-12	TP-10056-12.pdf	TP-10056-12	\$37,366
114	THREE PHASE LINE CONSTRUCTION INC	TP-10056-5	TP-10056-5.pdf	TP-10056-5	\$7,546
115	THREE PHASE LINE CONSTRUCTION INC	TP-10056-9	TP-10056-9.pdf	TP-10056-9	\$5,666
116	UGL UNICCO	1478939	1478939.pdf	1478939	\$119

The Narragansett Electric Company
Summary of Final Storm Costs
August 2011 Tropical Storm Irene
Accounts Payable - Forestry Contractors

Grand Total: \$4,771,957

<u>Line #</u>	<u>Vendor</u>	<u>Image Reference</u>	<u>Amount</u>
	(a)	(b)	(c)
1	ABC PROFESSIONAL TREE SERVICE INC	1028427.pdf	\$390
2	ABC PROFESSIONAL TREE SERVICE INC	1028432.pdf	\$364
3	ABC PROFESSIONAL TREE SERVICE INC	1028434.pdf	\$505
4	ABC PROFESSIONAL TREE SERVICE INC	1028435.pdf	\$377
5	ABC PROFESSIONAL TREE SERVICE INC	1028436.pdf	\$230
6	ABC PROFESSIONAL TREE SERVICE INC	1028438.pdf	\$364
7	ABC PROFESSIONAL TREE SERVICE INC	1028439.pdf	\$364
8	ABC PROFESSIONAL TREE SERVICE INC	1028443.pdf	\$531
9	ABC PROFESSIONAL TREE SERVICE INC	1028445.pdf	\$364
10	ABC PROFESSIONAL TREE SERVICE INC	1028448.pdf	\$364
11	ABC PROFESSIONAL TREE SERVICE INC	1028450.pdf	\$518
12	ABC PROFESSIONAL TREE SERVICE INC	1028452.pdf	\$230
13	ABC PROFESSIONAL TREE SERVICE INC	1028473.pdf	\$364
14	ABC PROFESSIONAL TREE SERVICE INC	1028494.pdf	\$14,083
15	ABC PROFESSIONAL TREE SERVICE INC	1028496.pdf	\$14,083
16	ABC PROFESSIONAL TREE SERVICE INC	1028497.pdf	\$8,896
17	ABC PROFESSIONAL TREE SERVICE INC	1028498.pdf	\$8,896
18	ABC PROFESSIONAL TREE SERVICE INC	1028500.pdf	\$14,557
19	ABC PROFESSIONAL TREE SERVICE INC	1028501.pdf	\$8,896
20	ABC PROFESSIONAL TREE SERVICE INC	1028502.pdf	\$13,325
21	ABC PROFESSIONAL TREE SERVICE INC	1028503.pdf	\$19,581
22	ABC PROFESSIONAL TREE SERVICE INC	1028504.pdf	\$14,557
23	ABC PROFESSIONAL TREE SERVICE INC	1028548.pdf	\$19,709
24	ABC PROFESSIONAL TREE SERVICE INC	1028552.pdf	\$13,325
25	ABC PROFESSIONAL TREE SERVICE INC	1028556.pdf	\$18,531
26	ABC PROFESSIONAL TREE SERVICE INC	1028557.pdf	\$13,558
27	ABC PROFESSIONAL TREE SERVICE INC	1028664.pdf	\$1,991
28	ABC PROFESSIONAL TREE SERVICE INC	1028665.pdf	\$1,915
29	ABC PROFESSIONAL TREE SERVICE INC	1028666.pdf	\$1,915
30	ABC PROFESSIONAL TREE SERVICE INC	1028667.pdf	\$1,915
31	ABC PROFESSIONAL TREE SERVICE INC	1028671.pdf	\$2,031
32	ABC PROFESSIONAL TREE SERVICE INC	1028673.pdf	\$1,915
33	ABC PROFESSIONAL TREE SERVICE INC	1028674.pdf	\$1,258
34	ABC PROFESSIONAL TREE SERVICE INC	1028676.pdf	\$1,258
35	ABC PROFESSIONAL TREE SERVICE INC	1028677.pdf	\$1,258
36	ABC PROFESSIONAL TREE SERVICE INC	1028678.pdf	\$2,018
37	ABC PROFESSIONAL TREE SERVICE INC	1028681.pdf	\$2,031

The Narragansett Electric Company
Summary of Final Storm Costs
August 2011 Tropical Storm Irene
Accounts Payable - Forestry Contractors

Grand Total: \$4,771,957

<u>Line #</u>	<u>Vendor</u>	<u>Image Reference</u>	<u>Amount</u>
(a)	(b)	(c)	
38	ABC PROFESSIONAL TREE SERVICE INC	1028682.pdf	\$1,991
39	ABC PROFESSIONAL TREE SERVICE INC	1028683.pdf	\$1,400
40	ABC PROFESSIONAL TREE SERVICE INC	1028689.pdf	\$2,790
41	ABC PROFESSIONAL TREE SERVICE INC	1028692.pdf	\$2,403
42	ABC PROFESSIONAL TREE SERVICE INC	1028750.pdf	\$1,400
43	ABC PROFESSIONAL TREE SERVICE INC	1028752.pdf	\$2,032
44	ABC PROFESSIONAL TREE SERVICE INC	1028753.pdf	\$377
45	ABC PROFESSIONAL TREE SERVICE INC	1028755.pdf	\$2,469
46	ABC PROFESSIONAL TREE SERVICE INC	1028758.pdf	\$14,083
47	ABC PROFESSIONAL TREE SERVICE INC	1029028.pdf	\$6,822
48	ABC PROFESSIONAL TREE SERVICE INC	1029046.pdf	\$1,843
49	ABC PROFESSIONAL TREE SERVICE INC	1029049.pdf	\$1,915
50	ABC PROFESSIONAL TREE SERVICE INC	1029050.pdf	\$2,031
51	ABC PROFESSIONAL TREE SERVICE INC	1029365.pdf	\$4,207
52	ABC PROFESSIONAL TREE SERVICE INC	1029370.pdf	\$523
53	ABC PROFESSIONAL TREE SERVICE INC	1029371.pdf	\$3,018
54	ABC PROFESSIONAL TREE SERVICE INC	1029373.pdf	\$4,853
55	ABC PROFESSIONAL TREE SERVICE INC	1029374.pdf	\$3,686
56	ABC PROFESSIONAL TREE SERVICE INC	1029376.pdf	\$2,082
57	ABC PROFESSIONAL TREE SERVICE INC	1029377.pdf	\$2,247
58	ABC PROFESSIONAL TREE SERVICE INC	1029378.pdf	\$1,179
59	ABC PROFESSIONAL TREE SERVICE INC	1029623.pdf	\$197
60	ABC PROFESSIONAL TREE SERVICE INC	1029631.pdf	\$1,004
61	ABC PROFESSIONAL TREE SERVICE INC	1029633.pdf	\$3,231
62	ABC PROFESSIONAL TREE SERVICE INC	1029635.pdf	\$3,882
63	ABC PROFESSIONAL TREE SERVICE INC	1029636.pdf	\$2,415
64	ABC PROFESSIONAL TREE SERVICE INC	1029637.pdf	\$4,629
65	ABC PROFESSIONAL TREE SERVICE INC	1029899.pdf	\$169
66	ABC PROFESSIONAL TREE SERVICE INC	1030197.pdf	\$3,018
67	ABC PROFESSIONAL TREE SERVICE INC	1030199.pdf	\$5,385
68	ABC PROFESSIONAL TREE SERVICE INC	1030203.pdf	\$4,853
69	ABC PROFESSIONAL TREE SERVICE INC	1030205.pdf	\$4,853
70	ASPLUNDH TREE EXPERT CO	1028975.pdf	\$1,579
71	ASPLUNDH TREE EXPERT CO	1028986.pdf	\$3,470
72	ASPLUNDH TREE EXPERT CO	1028988.pdf	\$2,253
73	ASPLUNDH TREE EXPERT CO	1028991.pdf	\$4,329
74	ASPLUNDH TREE EXPERT CO	1028992.pdf	\$1,358

The Narragansett Electric Company
Summary of Final Storm Costs
August 2011 Tropical Storm Irene
Accounts Payable - Forestry Contractors

Grand Total: \$4,771,957

<u>Line #</u>	<u>Vendor</u>	<u>Image Reference</u>	<u>Amount</u>
(a)	(b)	(c)	
75	ASPLUNDH TREE EXPERT CO	1028993.pdf	\$2,253
76	ASPLUNDH TREE EXPERT CO	1029148.pdf	\$13,261
77	ASPLUNDH TREE EXPERT CO	1029149.pdf	\$13,261
78	ASPLUNDH TREE EXPERT CO	1029150.pdf	\$7,129
79	ASPLUNDH TREE EXPERT CO	1029152.pdf	\$13,261
80	ASPLUNDH TREE EXPERT CO	1029153.pdf	\$13,261
81	ASPLUNDH TREE EXPERT CO	1029154.pdf	\$6,445
82	ASPLUNDH TREE EXPERT CO	1029155.pdf	\$13,261
83	ASPLUNDH TREE EXPERT CO	1029414.pdf	\$334
84	ASPLUNDH TREE EXPERT CO	1029418.pdf	\$2,001
85	ASPLUNDH TREE EXPERT CO	1029420.pdf	\$2,261
86	ASPLUNDH TREE EXPERT CO	1029421.pdf	\$1,910
87	ASPLUNDH TREE EXPERT CO	1029422.pdf	\$852
88	ASPLUNDH TREE EXPERT CO	1029438.pdf	\$3,193
89	ASPLUNDH TREE EXPERT CO	1030242.pdf	\$7,381
90	ASPLUNDH TREE EXPERT CO	1030244 1 of 2.pdf through 1030244 2 of 2.pdf	\$54,957
91	ASPLUNDH TREE EXPERT CO	1030248.pdf	\$72,731
92	ASPLUNDH TREE EXPERT CO	1030254.pdf	\$2,370
93	ASPLUNDH TREE EXPERT CO	1030255.pdf	\$18,361
94	ASPLUNDH TREE EXPERT CO	1030372.pdf	\$2,083
95	ASPLUNDH TREE EXPERT CO	1030492 1 of 2.pdf through 1030492 2 of 2.pdf	\$46,180
96	ASPLUNDH TREE EXPERT CO	1030505.pdf	\$6,465
97	ASPLUNDH TREE EXPERT CO	1030506.pdf	\$6,465
98	ASPLUNDH TREE EXPERT CO	1030507.pdf	\$6,465
99	ASPLUNDH TREE EXPERT CO	1030508.pdf	\$6,465
100	ASPLUNDH TREE EXPERT CO	1030509.pdf	\$6,465
101	ASPLUNDH TREE EXPERT CO	1030510.pdf	\$6,465
102	ASPLUNDH TREE EXPERT CO	1030511.pdf	\$6,465
103	ASPLUNDH TREE EXPERT CO	1030513.pdf	\$3,299
104	ASPLUNDH TREE EXPERT CO	1030514.pdf	\$894
105	ASPLUNDH TREE EXPERT CO	1030518.pdf	\$21,033
106	ASPLUNDH TREE EXPERT CO	1030520.pdf	\$21,033
107	ASPLUNDH TREE EXPERT CO	1030521.pdf	\$21,033

The Narragansett Electric Company
Summary of Final Storm Costs
August 2011 Tropical Storm Irene
Accounts Payable - Forestry Contractors

Grand Total: \$4,771,957

<u>Line #</u>	<u>Vendor</u>	<u>Image Reference</u>	<u>Amount</u>
	(a)	(b)	(c)
108	ASPLUNDH TREE EXPERT CO	1030522.pdf	\$19,382
109	ASPLUNDH TREE EXPERT CO	1030524.pdf	\$21,033
110	ASPLUNDH TREE EXPERT CO	1030526.pdf	\$21,033
111	ASPLUNDH TREE EXPERT CO	1030527.pdf	\$21,667
112	ASPLUNDH TREE EXPERT CO	1030528.pdf	\$10,916
113	ASPLUNDH TREE EXPERT CO	1030530.pdf	\$1,266
114	ASPLUNDH TREE EXPERT CO	1030531.pdf	\$5,260
115	ASPLUNDH TREE EXPERT CO	1030533.pdf	\$4,202
116	ASPLUNDH TREE EXPERT CO	1030534.pdf	\$5,260
117	ASPLUNDH TREE EXPERT CO	1030536.pdf	\$4,202
118	ASPLUNDH TREE EXPERT CO	1030538.pdf	\$5,260
119	ASPLUNDH TREE EXPERT CO	1030541.pdf	\$5,260
120	ASPLUNDH TREE EXPERT CO	1030542.pdf	\$5,540
121	ASPLUNDH TREE EXPERT CO	1030543.pdf	\$3,931
122	ASPLUNDH TREE EXPERT CO	1030544.pdf	\$1,700
123	ASPLUNDH TREE EXPERT CO	1030745.pdf	\$48,707
124	ASPLUNDH TREE EXPERT CO	1030749.pdf	\$43,692
125	ASPLUNDH TREE EXPERT CO	1030751.pdf	\$47,656
126	ASPLUNDH TREE EXPERT CO	1030753.pdf	\$49,855
127	ASPLUNDH TREE EXPERT CO	1030755.pdf	\$29,433
128	ASPLUNDH TREE EXPERT CO	1030758.pdf	\$25,142
129	ASPLUNDH TREE EXPERT CO	1030760.pdf	\$27,652
130	ASPLUNDH TREE EXPERT CO	1030762.pdf	\$27,601
131	ASPLUNDH TREE EXPERT CO	1030777.pdf	\$20,740
132	ASPLUNDH TREE EXPERT CO	1030792.pdf	\$20,730
133	ASPLUNDH TREE EXPERT CO	1030837.pdf	\$7,558
134	ASPLUNDH TREE EXPERT CO	1030839.pdf	\$3,852
135	ASPLUNDH TREE EXPERT CO	1030840.pdf	\$7,558
136	ASPLUNDH TREE EXPERT CO	1030842.pdf	\$6,174
137	ASPLUNDH TREE EXPERT CO	1030843.pdf	\$9,927
138	ASPLUNDH TREE EXPERT CO	1030846.pdf	\$19,712
139	ASPLUNDH TREE EXPERT CO	1030848.pdf	\$19,156
140	ASPLUNDH TREE EXPERT CO	1030850.pdf	\$14,415
141	ASPLUNDH TREE EXPERT CO	1030851.pdf	\$2,376
142	ASPLUNDH TREE EXPERT CO	1030852.pdf	\$4,736
143	ASPLUNDH TREE EXPERT CO	1030853.pdf	\$4,736
144	ASPLUNDH TREE EXPERT CO	1030855.pdf	\$3,852

The Narragansett Electric Company
Summary of Final Storm Costs
August 2011 Tropical Storm Irene
Accounts Payable - Forestry Contractors

Grand Total: \$4,771,957

<u>Line #</u>	<u>Vendor</u>	<u>Image Reference</u>	<u>Amount</u>
	(a)	(b)	(c)
145	ASPLUNDH TREE EXPERT CO	1030856.pdf	\$4,096
146	ASPLUNDH TREE EXPERT CO	1030858.pdf	\$5,747
147	ASPLUNDH TREE EXPERT CO	1030859.pdf	\$6,572
148	ASPLUNDH TREE EXPERT CO	1030860.pdf	\$6,572
149	ASPLUNDH TREE EXPERT CO	1030863.pdf	\$6,572
150	ASPLUNDH TREE EXPERT CO	1030865.pdf	\$6,572
151	ASPLUNDH TREE EXPERT CO	1030866.pdf	\$6,572
152	ASPLUNDH TREE EXPERT CO	1030868.pdf	\$6,572
153	ASPLUNDH TREE EXPERT CO	1030869.pdf	\$6,188
154	ASPLUNDH TREE EXPERT CO	1030870.pdf	\$6,572
155	ASPLUNDH TREE EXPERT CO	1030871.pdf	\$3,549
156	ASPLUNDH TREE EXPERT CO	1030872.pdf	\$4,882
157	ASPLUNDH TREE EXPERT CO	1030873.pdf	\$5,890
158	ASPLUNDH TREE EXPERT CO	1030875.pdf	\$5,890
159	ASPLUNDH TREE EXPERT CO	1030876.pdf	\$5,890
160	ASPLUNDH TREE EXPERT CO	1030877.pdf	\$5,845
161	ASPLUNDH TREE EXPERT CO	1030878.pdf	\$5,890
162	ASPLUNDH TREE EXPERT CO	1030879.pdf	\$5,890
163	ASPLUNDH TREE EXPERT CO	1030880.pdf	\$5,571
164	ASPLUNDH TREE EXPERT CO	1030881.pdf	\$5,890
165	ASPLUNDH TREE EXPERT CO	1030913.pdf	\$9,968
166	ASPLUNDH TREE EXPERT CO	1030914.pdf	\$1,036
167	ASPLUNDH TREE EXPERT CO	1030915.pdf	\$13,877
168	ASPLUNDH TREE EXPERT CO	1030916.pdf	\$14,121
169	ASPLUNDH TREE EXPERT CO	1030919.pdf	\$13,877
170	ASPLUNDH TREE EXPERT CO	1030920.pdf	\$14,121
171	ASPLUNDH TREE EXPERT CO	1030923.pdf	\$2,163
172	ASPLUNDH TREE EXPERT CO	1030924.pdf	\$39
173	ASPLUNDH TREE EXPERT CO	1030926.pdf	\$3,390
174	ASPLUNDH TREE EXPERT CO	1030927.pdf	\$3,463
175	ASPLUNDH TREE EXPERT CO	1030930.pdf	\$3,174
176	ASPLUNDH TREE EXPERT CO	1030931.pdf	\$3,174
177	ASPLUNDH TREE EXPERT CO	1030932.pdf	\$3,174
178	ASPLUNDH TREE EXPERT CO	1030935.pdf	\$5,597
179	ASPLUNDH TREE EXPERT CO	1030936.pdf	\$3,902
180	ASPLUNDH TREE EXPERT CO	1030937.pdf	\$7,018
181	ASPLUNDH TREE EXPERT CO	1030938.pdf	\$5,597

The Narragansett Electric Company
Summary of Final Storm Costs
August 2011 Tropical Storm Irene
Accounts Payable - Forestry Contractors

Grand Total: \$4,771,957

<u>Line #</u>	<u>Vendor</u>	<u>Image Reference</u>	<u>Amount</u>
(a)	(b)	(c)	
182	ASPLUNDH TREE EXPERT CO	1030939.pdf	\$14,131
183	ASPLUNDH TREE EXPERT CO	1030941.pdf	\$3,166
184	ASPLUNDH TREE EXPERT CO	1030942.pdf	\$18,308
185	ASPLUNDH TREE EXPERT CO	1030943.pdf	\$14,131
186	ASPLUNDH TREE EXPERT CO	1030944.pdf	\$5,597
187	ASPLUNDH TREE EXPERT CO	1030945.pdf	\$5,464
188	ASPLUNDH TREE EXPERT CO	1030946.pdf	\$6,669
189	ASPLUNDH TREE EXPERT CO	1030947.pdf	\$5,300
190	ASPLUNDH TREE EXPERT CO	1030948.pdf	\$5,300
191	ASPLUNDH TREE EXPERT CO	1030949.pdf	\$5,300
192	ASPLUNDH TREE EXPERT CO	1030950.pdf	\$14,526
193	ASPLUNDH TREE EXPERT CO	1030951.pdf	\$18,929
194	ASPLUNDH TREE EXPERT CO	1030952.pdf	\$14,471
195	ASPLUNDH TREE EXPERT CO	1030953.pdf	\$13,921
196	ASPLUNDH TREE EXPERT CO	1030954.pdf	\$13,921
197	ASPLUNDH TREE EXPERT CO	1030956.pdf	\$9,990
198	ASPLUNDH TREE EXPERT CO	1030958.pdf	\$1,131
199	ASPLUNDH TREE EXPERT CO	1030964.pdf	\$6,544
200	ASPLUNDH TREE EXPERT CO	1030965.pdf	\$6,544
201	ASPLUNDH TREE EXPERT CO	1030967.pdf	\$6,544
202	ASPLUNDH TREE EXPERT CO	1030968.pdf	\$6,703
203	ASPLUNDH TREE EXPERT CO	1030969.pdf	\$6,703
204	ASPLUNDH TREE EXPERT CO	1030970.pdf	\$11,061
205	ASPLUNDH TREE EXPERT CO	1030971.pdf	\$21,322
206	ASPLUNDH TREE EXPERT CO	1030972.pdf	\$21,322
207	ASPLUNDH TREE EXPERT CO	1030973.pdf	\$21,956
208	ASPLUNDH TREE EXPERT CO	1030976.pdf	\$22,004
209	ASPLUNDH TREE EXPERT CO	1030977.pdf	\$22,187
210	ASPLUNDH TREE EXPERT CO	1030978.pdf	\$3,119
211	ASPLUNDH TREE EXPERT CO	1030979.pdf	\$3,119
212	ASPLUNDH TREE EXPERT CO	1030980.pdf	\$3,119
213	ASPLUNDH TREE EXPERT CO	1030982.pdf	\$3,200
214	ASPLUNDH TREE EXPERT CO	1030984.pdf	\$3,200
215	ASPLUNDH TREE EXPERT CO	1030986.pdf	\$3,342
216	ASPLUNDH TREE EXPERT CO	1030987.pdf	\$1,338
217	ASPLUNDH TREE EXPERT CO	1030990.pdf	\$3,542
218	ASPLUNDH TREE EXPERT CO	1030991.pdf	\$1,886

The Narragansett Electric Company
Summary of Final Storm Costs
August 2011 Tropical Storm Irene
Accounts Payable - Forestry Contractors

Grand Total: \$4,771,957

<u>Line #</u>	<u>Vendor</u>	<u>Image Reference</u>	<u>Amount</u>
(a)	(b)	(c)	
219	ASPLUNDH TREE EXPERT CO	1030992.pdf	\$9,973
220	ASPLUNDH TREE EXPERT CO	1030993.pdf	\$718
221	ASPLUNDH TREE EXPERT CO	1031035.pdf	\$3,455
222	ASPLUNDH TREE EXPERT CO	1031037.pdf	\$2,619
223	ASPLUNDH TREE EXPERT CO	1031191.pdf	\$2,363
224	ASPLUNDH TREE EXPERT CO	1031194.pdf	\$3,646
225	ASPLUNDH TREE EXPERT CO	1031195.pdf	\$4,704
226	ASPLUNDH TREE EXPERT CO	1031196.pdf	\$4,704
227	ASPLUNDH TREE EXPERT CO	1031197.pdf	\$4,826
228	ASPLUNDH TREE EXPERT CO	1031198.pdf	\$4,723
229	ASPLUNDH TREE EXPERT CO	1031199.pdf	\$4,826
230	ASPLUNDH TREE EXPERT CO	1031200.pdf	\$6,281
231	ASPLUNDH TREE EXPERT CO	1031201.pdf	\$4,704
232	ASPLUNDH TREE EXPERT CO	1031202.pdf	\$7,932
233	ASPLUNDH TREE EXPERT CO	1031203.pdf	\$7,747
234	ASPLUNDH TREE EXPERT CO	1031204.pdf	\$2,444
235	ASPLUNDH TREE EXPERT CO	1031205.pdf	\$7,747
236	ASPLUNDH TREE EXPERT CO	1031206.pdf	\$7,932
237	ASPLUNDH TREE EXPERT CO	1031207.pdf	\$3,856
238	ASPLUNDH TREE EXPERT CO	1031208.pdf	\$7,932
239	ASPLUNDH TREE EXPERT CO	1031209.pdf	\$3,856
240	ASPLUNDH TREE EXPERT CO	1031211.pdf	\$3,856
241	ASPLUNDH TREE EXPERT CO	1031212.pdf	\$8,082
242	ASPLUNDH TREE EXPERT CO	1031213.pdf	\$3,873
243	ASPLUNDH TREE EXPERT CO	1031214.pdf	\$3,873
244	ASPLUNDH TREE EXPERT CO	1031215.pdf	\$6,560
245	ASPLUNDH TREE EXPERT CO	1031218.pdf	\$1,780
246	ASPLUNDH TREE EXPERT CO	1031219.pdf	\$14,672
247	ASPLUNDH TREE EXPERT CO	1031221.pdf	\$11,501
248	ASPLUNDH TREE EXPERT CO	1031222.pdf	\$13,845
249	ASPLUNDH TREE EXPERT CO	1031225.pdf	\$2,739
250	ASPLUNDH TREE EXPERT CO	1031226.pdf	\$13,845
251	ASPLUNDH TREE EXPERT CO	1031227.pdf	\$16,064
252	ASPLUNDH TREE EXPERT CO	1031228.pdf	\$13,845
253	ASPLUNDH TREE EXPERT CO	1031229.pdf	\$3,564
254	ASPLUNDH TREE EXPERT CO	1031230.pdf	\$13,845
255	ASPLUNDH TREE EXPERT CO	1031231.pdf	\$3,472

The Narragansett Electric Company
Summary of Final Storm Costs
August 2011 Tropical Storm Irene
Accounts Payable - Forestry Contractors

Grand Total: \$4,771,957

<u>Line #</u>	<u>Vendor</u>	<u>Image Reference</u>	<u>Amount</u>
	(a)	(b)	(c)
256	ASPLUNDH TREE EXPERT CO	1031232.pdf	\$13,845
257	ASPLUNDH TREE EXPERT CO	1031233.pdf	\$16,064
258	ASPLUNDH TREE EXPERT CO	1031234.pdf	\$12,520
259	ASPLUNDH TREE EXPERT CO	1031235.pdf	\$3,564
260	ASPLUNDH TREE EXPERT CO	1031236.pdf	\$15,426
261	ASPLUNDH TREE EXPERT CO	1031237.pdf	\$13,845
262	ASPLUNDH TREE EXPERT CO	1031238.pdf	\$16,064
263	ASPLUNDH TREE EXPERT CO	1031239.pdf	\$13,845
264	ASPLUNDH TREE EXPERT CO	1031240.pdf	\$3,564
265	ASPLUNDH TREE EXPERT CO	1031241.pdf	\$9,789
266	ASPLUNDH TREE EXPERT CO	1031242.pdf	\$14,608
267	ASPLUNDH TREE EXPERT CO	1031243.pdf	\$754
268	ASPLUNDH TREE EXPERT CO	1031244.pdf	\$3,472
269	ASPLUNDH TREE EXPERT CO	1031246.pdf	\$15,550
270	ASPLUNDH TREE EXPERT CO	1031249.pdf	\$5,982
271	ASPLUNDH TREE EXPERT CO	1031250.pdf	\$2,941
272	ASPLUNDH TREE EXPERT CO	1031254.pdf	\$4,649
273	ASPLUNDH TREE EXPERT CO	1031255.pdf	\$5,829
274	ASPLUNDH TREE EXPERT CO	1031256.pdf	\$5,982
275	ASPLUNDH TREE EXPERT CO	1031258.pdf	\$5,943
276	ASPLUNDH TREE EXPERT CO	1031260.pdf	\$5,829
277	ASPLUNDH TREE EXPERT CO	1031439.pdf	\$13,516
278	ASPLUNDH TREE EXPERT CO	1031441.pdf	\$3,721
279	ASPLUNDH TREE EXPERT CO	1031528.pdf	\$2,247
280	ASPLUNDH TREE EXPERT CO	1031529.pdf	\$568
281	ASPLUNDH TREE EXPERT CO	1031637.pdf	\$1,567
282	ASPLUNDH TREE EXPERT CO	1031645.pdf	\$1,024
283	ASPLUNDH TREE EXPERT CO	1032327.pdf	\$3,703
284	ASPLUNDH TREE EXPERT CO	1032328.pdf	\$2,207
285	ASPLUNDH TREE EXPERT CO	1032331.pdf	\$5,759
286	ASPLUNDH TREE EXPERT CO	1032333.pdf	\$5,832
287	ASPLUNDH TREE EXPERT CO	1032335.pdf	\$5,597
288	ASPLUNDH TREE EXPERT CO	1032338.pdf	\$5,597
289	ASPLUNDH TREE EXPERT CO	1032343.pdf	\$12,841
290	ASPLUNDH TREE EXPERT CO	1032347.pdf	\$2,212
291	ASPLUNDH TREE EXPERT CO	1032351.pdf	\$3,502
292	ASPLUNDH TREE EXPERT CO	1032353.pdf	\$3,607

The Narragansett Electric Company
Summary of Final Storm Costs
August 2011 Tropical Storm Irene
Accounts Payable - Forestry Contractors

Grand Total: \$4,771,957

<u>Line #</u>	<u>Vendor</u>	<u>Image Reference</u>	<u>Amount</u>
(a)	(b)	(c)	
293	ASPLUNDH TREE EXPERT CO	1032355.pdf	\$3,502
294	ASPLUNDH TREE EXPERT CO	1032360.pdf	\$3,502
295	ASPLUNDH TREE EXPERT CO	1032362.pdf	\$4,350
296	ASPLUNDH TREE EXPERT CO	1032364.pdf	\$1,981
297	ASPLUNDH TREE EXPERT CO	1032367.pdf	\$17
298	ASPLUNDH TREE EXPERT CO	1032368.pdf	\$3,166
299	ASPLUNDH TREE EXPERT CO	1032370.pdf	\$3,166
300	ASPLUNDH TREE EXPERT CO	1032371.pdf	\$3,166
301	ASPLUNDH TREE EXPERT CO	1032588.pdf	\$5,597
302	ASPLUNDH TREE EXPERT CO	1035153.pdf	\$1,605
303	ASPLUNDH TREE EXPERT CO	1035196.pdf	\$24,722
304	DAVEY RESOURCE GROUP	1028489.pdf	\$504
305	DAVEY RESOURCE GROUP	1028515.pdf	\$7,315
306	DAVEY RESOURCE GROUP	1028518.pdf	\$904
307	DAVEY RESOURCE GROUP	1028524.pdf	\$2,876
308	DAVEY RESOURCE GROUP	1029081.pdf	\$753
309	DAVEY RESOURCE GROUP	1029082.pdf	\$1,207
310	DAVEY RESOURCE GROUP	1029083.pdf	\$915
311	DAVEY RESOURCE GROUP	1029084.pdf	\$3,161
312	DAVEY RESOURCE GROUP	1029085.pdf	\$2,623
313	DAVEY RESOURCE GROUP	1029611.pdf	\$105
314	DAVEY RESOURCE GROUP	1029612.pdf	\$2,623
315	DAVEY RESOURCE GROUP	1029615.pdf	\$22
316	DAVEY RESOURCE GROUP	1029878.pdf	\$2,623
317	DAVEY RESOURCE GROUP	905060781.pdf	\$20,257
318	ENVIRONMENTAL CONSULTANTS INC	1028485.pdf	\$925
319	ENVIRONMENTAL CONSULTANTS INC	1028507.pdf	\$1,144
320	ENVIRONMENTAL CONSULTANTS INC	1028509.pdf	\$4,951
321	ENVIRONMENTAL CONSULTANTS INC	1028512.pdf	\$2,915
322	ENVIRONMENTAL CONSULTANTS INC	1028519.pdf	\$1,865
323	ENVIRONMENTAL CONSULTANTS INC	1028522.pdf	\$6,448
324	ENVIRONMENTAL CONSULTANTS INC	1028614.pdf	\$1,141
325	ENVIRONMENTAL CONSULTANTS INC	1028635.pdf	\$682
326	ENVIRONMENTAL CONSULTANTS INC	1028913.pdf	\$283
327	ENVIRONMENTAL CONSULTANTS INC	1029327.pdf	\$2,996
328	ENVIRONMENTAL CONSULTANTS INC	1029361.pdf	\$2,464
329	ENVIRONMENTAL CONSULTANTS INC	1029587.pdf	\$2,844

The Narragansett Electric Company
Summary of Final Storm Costs
August 2011 Tropical Storm Irene
Accounts Payable - Forestry Contractors

Grand Total: \$4,771,957

<u>Line #</u>	<u>Vendor</u>	<u>Image Reference</u>	<u>Amount</u>
(a)	(b)	(c)	
330	ENVIRONMENTAL CONSULTANTS INC	1029588.pdf	\$2,490
331	NELSON TREE SERVICE INC	1029685.pdf	\$24,021
332	NELSON TREE SERVICE INC	1030256 1 of 2.pdf through 1030256 2 of 2.pdf	\$41,163
333	NELSON TREE SERVICE INC	1030257.pdf	\$4,149
334	NELSON TREE SERVICE INC	1030260.pdf	\$4,225
335	NELSON TREE SERVICE INC	1030262 1 of 2.pdf through 1030262 2 of 2.pdf	\$42,641
336	NELSON TREE SERVICE INC	1030263 1 of 2.pdf through 1030263 2 of 2.pdf	\$40,660
337	NELSON TREE SERVICE INC	1030264 1 of 2.pdf through 1030264 2 of 2.pdf	\$45,453
338	NELSON TREE SERVICE INC	1030265 1 of 2.pdf through 1030265 2 of 2.pdf	\$48,980
339	NELSON TREE SERVICE INC	1030266 1 of 2.pdf through 1030266 2 of 2.pdf	\$43,901
340	NELSON TREE SERVICE INC	1030294 1 of 2.pdf through 1030294 2 of 2.pdf	\$121,742
341	NELSON TREE SERVICE INC	1030301.pdf	\$10,082
342	NELSON TREE SERVICE INC	1030302 1 of 2.pdf through 1030302 2 of 2.pdf	\$115,848
343	NELSON TREE SERVICE INC	1030303.pdf	\$10,746
344	NELSON TREE SERVICE INC	1030305 1 of 2.pdf through 1030305 2 of 2.pdf	\$114,976
345	NELSON TREE SERVICE INC	1030306 1 of 2.pdf through 1030306 2 of 2.pdf	\$138,875

The Narragansett Electric Company
Summary of Final Storm Costs
August 2011 Tropical Storm Irene
Accounts Payable - Forestry Contractors

Grand Total: \$4,771,957

Line #	Vendor (a)	Image Reference (b)	Amount (c)
346	NELSON TREE SERVICE INC	1030307 1 of 2.pdf through 1030307 2 of 2.pdf	\$133,585
347	NELSON TREE SERVICE INC	1030308 1 of 2.pdf through 1030308 2 of 2.pdf	\$121,433
348	NELSON TREE SERVICE INC	1030310 1 of 2.pdf through 1030310 2 of 2.pdf	\$46,242
349	NELSON TREE SERVICE INC	1030313.pdf	\$2,149
350	NELSON TREE SERVICE INC	1030315.pdf	\$2,377
351	NELSON TREE SERVICE INC	1030316.pdf	\$28,683
352	NELSON TREE SERVICE INC	1030317.pdf	\$23,522
353	NELSON TREE SERVICE INC	1030321.pdf	\$23,323
354	NELSON TREE SERVICE INC	1030323.pdf	\$25,347
355	NELSON TREE SERVICE INC	1030327.pdf	\$25,571
356	NELSON TREE SERVICE INC	1030547.pdf	\$10,762
357	NELSON TREE SERVICE INC	1030555.pdf	\$33,420
358	NELSON TREE SERVICE INC	1030558.pdf	\$1,143
359	NELSON TREE SERVICE INC	1030564.pdf	\$3,749
360	STANLEY TREE SERVICE INC	1028699.pdf	\$11,882
361	STANLEY TREE SERVICE INC	1028700.pdf	\$10,763
362	STANLEY TREE SERVICE INC	1028701.pdf	\$17,346
363	STANLEY TREE SERVICE INC	1028702.pdf	\$17,346
364	STANLEY TREE SERVICE INC	1028703.pdf	\$17,346
365	STANLEY TREE SERVICE INC	1028704.pdf	\$18,300
366	STANLEY TREE SERVICE INC	1028705.pdf	\$18,300
367	STANLEY TREE SERVICE INC	1028706.pdf	\$17,346
368	STANLEY TREE SERVICE INC	1028707.pdf	\$17,346
369	STANLEY TREE SERVICE INC	1028708.pdf	\$17,346
370	STANLEY TREE SERVICE INC	1028709.pdf	\$5,904
371	STANLEY TREE SERVICE INC	1028710.pdf	\$16,916
372	STANLEY TREE SERVICE INC	1028711.pdf	\$13,258
373	STANLEY TREE SERVICE INC	1028712.pdf	\$13,258
374	STANLEY TREE SERVICE INC	1029004.pdf	\$1,865
375	STANLEY TREE SERVICE INC	1029005.pdf	\$2,351
376	STANLEY TREE SERVICE INC	1029007.pdf	\$4,035

The Narragansett Electric Company
Summary of Final Storm Costs
August 2011 Tropical Storm Irene
Accounts Payable - Forestry Contractors

Grand Total: \$4,771,957

<u>Line #</u>	<u>Vendor</u>	<u>Image Reference</u>	<u>Amount</u>
	(a)	(b)	(c)
377	STANLEY TREE SERVICE INC	1029008.pdf	\$3,780
378	STANLEY TREE SERVICE INC	1029010.pdf	\$2,462
379	STANLEY TREE SERVICE INC	1029011.pdf	\$4,035
380	STANLEY TREE SERVICE INC	1029013.pdf	\$2,351
381	STANLEY TREE SERVICE INC	1029014.pdf	\$1,693
382	STANLEY TREE SERVICE INC	1029017.pdf	\$680
383	STANLEY TREE SERVICE INC	1029018.pdf	\$1,853
384	STANLEY TREE SERVICE INC	1029591.pdf	\$328
385	STANLEY TREE SERVICE INC	1029621.pdf	\$500
386	STANLEY TREE SERVICE INC	2012-22.pdf	\$4,393
387	STANLEY TREE SERVICE INC	2012-23.pdf	\$8,887
388	STANLEY TREE SERVICE INC	2012-24.pdf	\$56,458
389	THE DAVEY TREE EXPERT COMPANY	1028950.pdf	\$226
390	THE DAVEY TREE EXPERT COMPANY	1028953.pdf	\$229
391	THE DAVEY TREE EXPERT COMPANY	1028955.pdf	\$229
392	THE DAVEY TREE EXPERT COMPANY	1028959.pdf	\$229
393	THE DAVEY TREE EXPERT COMPANY	1028961.pdf	\$229
394	THE DAVEY TREE EXPERT COMPANY	1028965.pdf	\$344
395	THE DAVEY TREE EXPERT COMPANY	1028972.pdf	\$226
396	THE DAVEY TREE EXPERT COMPANY	1028974.pdf	\$21,997
397	THE DAVEY TREE EXPERT COMPANY	1028976.pdf	\$14,400
398	THE DAVEY TREE EXPERT COMPANY	1028977.pdf	\$13,325
399	THE DAVEY TREE EXPERT COMPANY	1028978.pdf	\$13,251
400	THE DAVEY TREE EXPERT COMPANY	1028980.pdf	\$14,871
401	THE DAVEY TREE EXPERT COMPANY	1028982.pdf	\$14,032
402	THE DAVEY TREE EXPERT COMPANY	1028983.pdf	\$12,969
403	THE DAVEY TREE EXPERT COMPANY	1028984.pdf	\$12,969
404	THE DAVEY TREE EXPERT COMPANY	1028985.pdf	\$13,251
405	THE DAVEY TREE EXPERT COMPANY	1028987.pdf	\$12,969
406	THE DAVEY TREE EXPERT COMPANY	1028990.pdf	\$6,173
407	THE DAVEY TREE EXPERT COMPANY	1028996.pdf	\$13,251
408	THE DAVEY TREE EXPERT COMPANY	1028997.pdf	\$8,305
409	THE DAVEY TREE EXPERT COMPANY	1028998.pdf	\$12,969
410	THE DAVEY TREE EXPERT COMPANY	1028999.pdf	\$5,054
411	THE DAVEY TREE EXPERT COMPANY	1029000.pdf	\$8,305
412	THE DAVEY TREE EXPERT COMPANY	1029001.pdf	\$12,969
413	THE DAVEY TREE EXPERT COMPANY	1029003.pdf	\$11,061

The Narragansett Electric Company
Summary of Final Storm Costs
August 2011 Tropical Storm Irene
Accounts Payable - Forestry Contractors

Grand Total: \$4,771,957

<u>Line #</u>	<u>Vendor</u>	<u>Image Reference</u>	<u>Amount</u>
(a)	(b)	(c)	
414	THE DAVEY TREE EXPERT COMPANY	1029006.pdf	\$14,249
415	THE DAVEY TREE EXPERT COMPANY	1029089.pdf	\$793
416	THE DAVEY TREE EXPERT COMPANY	1029090.pdf	\$3,930
417	THE DAVEY TREE EXPERT COMPANY	1029091.pdf	\$3,173
418	THE DAVEY TREE EXPERT COMPANY	1029093.pdf	\$2,147
419	THE DAVEY TREE EXPERT COMPANY	1029094.pdf	\$5,073
420	THE DAVEY TREE EXPERT COMPANY	1029097.pdf	\$1,953
421	THE DAVEY TREE EXPERT COMPANY	1029103.pdf	\$5,006
422	THE DAVEY TREE EXPERT COMPANY	1029104.pdf	\$2,803
423	THE DAVEY TREE EXPERT COMPANY	1029106.pdf	\$1,314
424	THE DAVEY TREE EXPERT COMPANY	1029107.pdf	\$4,835
425	THE DAVEY TREE EXPERT COMPANY	1029108.pdf	\$3,752
426	THE DAVEY TREE EXPERT COMPANY	1029109.pdf	\$793
427	THE DAVEY TREE EXPERT COMPANY	1029111.pdf	\$973
428	THE DAVEY TREE EXPERT COMPANY	1029292.pdf	\$2,184
429	THE DAVEY TREE EXPERT COMPANY	1029293.pdf	\$3,946
430	THE DAVEY TREE EXPERT COMPANY	1029294.pdf	\$3,946
431	THE DAVEY TREE EXPERT COMPANY	1029295.pdf	\$5,474
432	THE DAVEY TREE EXPERT COMPANY	1029296.pdf	\$3,091
433	THE DAVEY TREE EXPERT COMPANY	1029298.pdf	\$7,375
434	THE DAVEY TREE EXPERT COMPANY	1029299.pdf	\$1,221
435	THE DAVEY TREE EXPERT COMPANY	1029300.pdf	\$958
436	THE DAVEY TREE EXPERT COMPANY	1029301.pdf	\$3,091
437	THE DAVEY TREE EXPERT COMPANY	1029302.pdf	\$6,423
438	THE DAVEY TREE EXPERT COMPANY	1029303.pdf	\$4,013
439	THE DAVEY TREE EXPERT COMPANY	1029304.pdf	\$3,852
440	THE DAVEY TREE EXPERT COMPANY	1029305.pdf	\$3,865
441	THE DAVEY TREE EXPERT COMPANY	1029306.pdf	\$6,846
442	THE DAVEY TREE EXPERT COMPANY	1029337.pdf	\$541
443	THE DAVEY TREE EXPERT COMPANY	1029339.pdf	\$3,778
444	THE DAVEY TREE EXPERT COMPANY	1029340.pdf	\$3,507
445	THE DAVEY TREE EXPERT COMPANY	1029341.pdf	\$5,048
446	THE DAVEY TREE EXPERT COMPANY	1029342.pdf	\$4,748
447	THE DAVEY TREE EXPERT COMPANY	1029343.pdf	\$2,482
448	THE DAVEY TREE EXPERT COMPANY	1029344.pdf	\$4,510
449	THE DAVEY TREE EXPERT COMPANY	1029345.pdf	\$5,269
450	THE DAVEY TREE EXPERT COMPANY	1029346.pdf	\$1,234

The Narragansett Electric Company
Summary of Final Storm Costs
August 2011 Tropical Storm Irene
Accounts Payable - Forestry Contractors

Grand Total: \$4,771,957

<u>Line #</u>	<u>Vendor</u>	<u>Image Reference</u>	<u>Amount</u>
(a)	(b)	(c)	
451	THE DAVEY TREE EXPERT COMPANY	1029347.pdf	\$3,536
452	THE DAVEY TREE EXPERT COMPANY	1029379.pdf	\$7,827
453	THE DAVEY TREE EXPERT COMPANY	1029380.pdf	\$12,672
454	THE DAVEY TREE EXPERT COMPANY	1029381.pdf	\$12,672
455	THE DAVEY TREE EXPERT COMPANY	1029382.pdf	\$12,672
456	THE DAVEY TREE EXPERT COMPANY	1029383.pdf	\$12,672
457	THE DAVEY TREE EXPERT COMPANY	1029384.pdf	\$12,672
458	THE DAVEY TREE EXPERT COMPANY	1029385.pdf	\$12,672
459	THE DAVEY TREE EXPERT COMPANY	1029386.pdf	\$12,672
460	THE DAVEY TREE EXPERT COMPANY	1029387.pdf	\$12,672
461	THE DAVEY TREE EXPERT COMPANY	1029388.pdf	\$7,827
462	THE DAVEY TREE EXPERT COMPANY	1029389.pdf	\$12,672
463	THE DAVEY TREE EXPERT COMPANY	1029390.pdf	\$12,672
464	THE DAVEY TREE EXPERT COMPANY	1029391.pdf	\$12,672
465	THE DAVEY TREE EXPERT COMPANY	1029392.pdf	\$12,672
466	THE DAVEY TREE EXPERT COMPANY	1029832.pdf	\$12,672
467	THE DAVEY TREE EXPERT COMPANY	1029834.pdf	\$12,672
468	THE DAVEY TREE EXPERT COMPANY	1029835.pdf	\$12,672
469	THE DAVEY TREE EXPERT COMPANY	1029853.pdf	\$13,356
470	THE DAVEY TREE EXPERT COMPANY	1029859.pdf	\$366
471	THE DAVEY TREE EXPERT COMPANY	1029860.pdf	\$1,128
472	THE DAVEY TREE EXPERT COMPANY	1029937.pdf	\$2,510
473	THE DAVEY TREE EXPERT COMPANY	1029946.pdf	\$4,047
474	THE DAVEY TREE EXPERT COMPANY	1029957.pdf	\$3,811
475	THE DAVEY TREE EXPERT COMPANY	1029967.pdf	\$162
476	THE DAVEY TREE EXPERT COMPANY	1030241.pdf	\$3,225
477	THE DAVEY TREE EXPERT COMPANY	1030251.pdf	\$656
478	THE DAVEY TREE EXPERT COMPANY	1030252.pdf	\$4,203
479	THE DAVEY TREE EXPERT COMPANY	1030253.pdf	\$3,787
480	THE DAVEY TREE EXPERT COMPANY	1030419.pdf	\$837
481	THE DAVEY TREE EXPERT COMPANY	1030421.pdf	\$1,587
482	THE DAVEY TREE EXPERT COMPANY	1030425.pdf	\$1,312
483	THE DAVEY TREE EXPERT COMPANY	1030430.pdf	\$1,673
484	THE DAVEY TREE EXPERT COMPANY	1030665.pdf	\$15,840
485	THE DAVEY TREE EXPERT COMPANY	1031704.pdf	\$1,248
486	THE DAVEY TREE EXPERT COMPANY	1033905.pdf	\$1,128
487	VEGETATION CONTROL SERVICE INC	8054-090211.pdf	\$24,060

The Narragansett Electric Company
Summary of Final Storm Costs
August 2011 Tropical Storm Irene
Accounts Payable - Procurement Cards

Grand Total: \$1,012,785

Line #	Merchant (a)	Image Reference (b)	Amount (c)
1	99RRANT 20061NEWPRT NEWPORT RI	082811-168.pdf	\$64
2	99RRANT 20061NEWPRT NEWPORT RI	082811-217.pdf	\$70
3	99RRANT 20061NEWPRT NEWPORT RI	082811-260.pdf	\$319
4	99RRANT 20061NEWPRT NEWPORT RI	082811-261.pdf	\$52
5	99RRANT 20061NEWPRT NEWPORT RI	082811-298.pdf	\$213
6	99RRANT 20061NEWPRT NEWPORT RI	082811-299.pdf	\$950
7	99RRANT 20061NEWPRT NEWPORT RI	082811-319.pdf	\$40
8	99RRANT 20061NEWPRT NEWPORT RI	082811-320.pdf	\$539
9	99RRANT 20061NEWPRT NEWPORT RI	082811-342.pdf	\$21
10	99RRANT 20061NEWPRT NEWPORT RI	082811-344.pdf	\$94
11	99RRANT 20061NEWPRT NEWPORT RI	082811-345.pdf	\$57
12	99RRANT 20061NEWPRT NEWPORT RI	082811-362.pdf	\$39
13	99RRANT 20133WSTAIPT WESTERLY RI	082811-030.pdf	\$31
14	99RRANT 20133WSTAIPT WESTERLY RI	082811-179.pdf	\$610
15	99RRANT 20133WSTAIPT WESTERLY RI	082811-217.pdf	\$252
16	99RRANT 20133WSTAIPT WESTERLY RI	082811-260.pdf	\$746
17	99RRANT 20133WSTAIPT WESTERLY RI	082811-299.pdf	\$927
18	99RRANT 20133WSTAIPT WESTERLY RI	082811-320.pdf	\$1,176
19	99RRANT 20133WSTAIPT WESTERLY RI	082811-342.pdf	\$866
20	99RRANT 20133WSTAIPT WESTERLY RI	082811-345.pdf	\$653
21	99RRANT 20133WSTAIPT WESTERLY RI	082811-362.pdf	\$283
22	99RRANT 20133WSTAIPT WESTERLY RI	N/A	\$42
23	AMERICINN LODG50000025 GRISWOLD CT	N/A	\$1,460
24	APPLEBEES 670700167072 WARWICK RI	082811-256.pdf	\$610
25	APPLEBEES 670700167072 WARWICK RI	082811-297.pdf	\$388
26	APPLEBEES 670700167072 WARWICK RI	082811-337.pdf	\$389
27	APPLEBEES 670700167072 WARWICK RI	082811-340.pdf	\$43
28	APPLEBEES 672300167239 SMITHFIELD RI	082811-175.pdf	\$519
29	APPLEBEES 672300167239 SMITHFIELD RI	082811-176.pdf	\$285
30	APPLEBEES 672300167239 SMITHFIELD RI	082811-206.pdf	\$1,214
31	APPLEBEES 672300167239 SMITHFIELD RI	082811-255.pdf	\$89
32	APPLEBEES 672300167239 SMITHFIELD RI	082811-256.pdf	\$621
33	APPLEBEES 672300167239 SMITHFIELD RI	082811-296.pdf	\$1,347
34	APPLEBEES 672300167239 SMITHFIELD RI	082811-337.pdf	\$952
35	APPLEBEES 672300167239 SMITHFIELD RI	082811-340.pdf	\$775
36	APPLEBEES 672300167239 SMITHFIELD RI	082811-362.pdf	\$1,768
37	APPLEBEES 672300167239 SMITHFIELD RI	082811-365.pdf	\$52
38	APPLEBEES 674700167478 COVENTRY RI	082811-297.pdf	\$54
39	APPLEBEES 674700167478 COVENTRY RI	082811-317.pdf	\$175

The Narragansett Electric Company
Summary of Final Storm Costs
August 2011 Tropical Storm Irene
Accounts Payable - Procurement Cards

Grand Total: \$1,012,785

<u>Line #</u>	<u>Merchant</u> (a)	<u>Image Reference</u> (b)	<u>Amount</u> (c)
40	APPLEBEES 674700167478 COVENTRY RI	082811-336.pdf	\$67
41	APPLEBEES 674700167478 COVENTRY RI	082811-362.pdf	\$35
42	APPLEBEES 675500167551 S KINGSTON RI	082811-296.pdf	\$155
43	APPLEBEES 675500167551 S KINGSTON RI	082811-317.pdf	\$403
44	APPLEBEES 675500167551 S KINGSTON RI	082811-336.pdf	\$379
45	APPLEBEES 675500167551 S KINGSTON RI	082811-340.pdf	\$59
46	APPLEBEES 677700167775 WESTERLY RI	082811-206.pdf	\$39
47	APPLEBEES 677700167775 WESTERLY RI	082811-256.pdf	\$30
48	APPLEBEES 677700167775 WESTERLY RI	082811-297.pdf	\$758
49	APPLEBEES 677700167775 WESTERLY RI	082811-317.pdf	\$352
50	APPLEBEES 677700167775 WESTERLY RI	082811-318.pdf	\$551
51	APPLEBEES 677700167775 WESTERLY RI	082811-337.pdf	\$582
52	APPLEBEES 677700167775 WESTERLY RI	082811-340.pdf	\$433
53	APPLEBEES 815831231426 MIDDLETOWN RI	082811-297.pdf	\$24
54	ARCHIES PIZZA PAWTUCKET RI	N/A	\$62
55	AUTOZONE #5026 E PROVIDENCE RI	082811-062.pdf	\$27
56	BELMONT MARKETPLAC WAKEFIELD RI	082811-382.pdf	\$8
57	BERTUCCI'S #020 WARWICK RI	082811-186.pdf	\$793
58	BERTUCCI'S #020 WARWICK RI	082811-221.pdf	\$145
59	BERTUCCI'S #020 WARWICK RI	082811-222.pdf	\$343
60	BERTUCCI'S #020 WARWICK RI	082811-248.pdf	\$931
61	BERTUCCI'S #020 WARWICK RI	082811-310.pdf	\$762
62	BERTUCCI'S #020 WARWICK RI	082811-330.pdf	\$52
63	BERTUCCI'S #020 WARWICK RI	082811-331.pdf	\$1,015
64	BERTUCCI'S #020 WARWICK RI	082811-354.pdf	\$1,187
65	BERTUCCI'S #020 WARWICK RI	082811-355.pdf	\$130
66	BERTUCCI'S #020 WARWICK RI	082811-364.pdf	\$43
67	BEST BUY MHT 00005694 WARWICK RI	082811-040.pdf	\$1,156
68	BEST WESTERN AIRPORT I WARWICK RI	082811-072.pdf	\$21,779
69	BEST WESTERN HOTEL W GREENWICH RI	082811-072.pdf	\$23,433
70	BEST WESTERN INN DARTM NORTH DARTMOU MA	082811-072.pdf	\$1,737
71	BEST WESTERN MAINSTAY NEWPORT RI	082811-072.pdf	\$41,290
72	BEST WESTERN SEEKONK MA	082811-072.pdf	\$2,669
73	BEST WESTERN SEEKONK MA	082811-077.pdf	\$1,074
74	BEST WESTERN SEEKONK MA	082811-078.pdf	\$146
75	BLACK GOOSE CAFE TIVERTON RI	082811-046.pdf	\$36
76	BRAUNA PIZZA 1 MARLBOROUGH MA	082811-081.pdf	\$334
77	BREAKFAST NOOK, INC. NORTH KINGSTO RI	082811-315.pdf	\$33
78	BREAKFAST NOOK, INC. NORTH KINGSTO RI	082811-334.pdf	\$105

The Narragansett Electric Company
Summary of Final Storm Costs
August 2011 Tropical Storm Irene
Accounts Payable - Procurement Cards

Grand Total: \$1,012,785

<u>Line #</u>	<u>Merchant</u> (a)	<u>Image Reference</u> (b)	<u>Amount</u> (c)
79	BREAKFAST NOOK, INC. NORTH KINGSTO RI	082811-335.pdf	\$130
80	BREAKFAST NOOK, INC. NORTH KINGSTO RI	082811-360.pdf	\$431
81	BREAKFAST NOOK, INC. NORTH KINGSTO RI	082811-361.pdf	\$182
82	BREEZEWAY RESORT MISQUAMICUT RI	082811-107.pdf	\$1,797
83	BREEZEWAY RESORT MISQUAMICUT RI	082811-108.pdf	\$1,168
84	BREEZEWAY RESORT MISQUAMICUT RI	082811-118.pdf	\$6,064
85	BRICK ALLEY PUB AN NEWPORT RI	082811-219.pdf	\$150
86	BRICK ALLEY PUB AN NEWPORT RI	082811-269.pdf	\$66
87	BRICK ALLEY PUB AN NEWPORT RI	082811-305.pdf	\$124
88	BRICK ALLEY PUB AN NEWPORT RI	082811-325.pdf	\$96
89	BRICK ALLEY PUB AN NEWPORT RI	082811-349.pdf	\$209
90	BRICK ALLEY PUB AN NEWPORT RI	082811-363.pdf	\$56
91	BUDGET INN NORTH KINGSTO RI	082811-072.pdf	\$678
92	CASUAL CATERING AND DE BARRINGTON RI	082811-018.pdf	\$106
93	CATHAY GARDEN EAST GREENVIC RI	082811-030.pdf	\$9
94	CHELO'S OF APPLE V GREENVILLE RI	082811-042.pdf	\$126
95	CHELO'S OF APPLE V GREENVILLE RI	082811-169.pdf	\$1,265
96	CHELO'S OF APPLE V GREENVILLE RI	082811-193.pdf	\$735
97	CHELO'S OF APPLE V GREENVILLE RI	082811-194.pdf	\$1,336
98	CHELO'S OF APPLE V GREENVILLE RI	082811-243.pdf	\$94
99	CHELO'S OF APPLE V GREENVILLE RI	082811-244.pdf	\$894
100	CHELO'S OF APPLE V GREENVILLE RI	082811-245.pdf	\$1,187
101	CHELO'S OF APPLE V GREENVILLE RI	082811-284.pdf	\$1,217
102	CHELO'S OF APPLE V GREENVILLE RI	082811-306.pdf	\$999
103	CHELO'S OF APPLE V GREENVILLE RI	082811-326.pdf	\$1,213
104	CHELO'S OF APPLE V GREENVILLE RI	082811-349.pdf	\$1,466
105	CHELO'S OF APPLE V GREENVILLE RI	082811-350.pdf	\$497
106	CHELO'S OF EAST PR EAST PROVIDEN RI	N/A	\$455
107	CHELO'S OF PROVIDE PROVIDENCE RI	082811-194.pdf	\$111
108	CHELO'S OF PROVIDE PROVIDENCE RI	082811-284.pdf	\$23
109	CHELO'S OF PROVIDE PROVIDENCE RI	082811-306.pdf	\$136
110	CHELO'S OF PROVIDE PROVIDENCE RI	082811-350.pdf	\$620
111	CHELO'S OF PROVIDE PROVIDENCE RI	N/A	\$53
112	CHELO'S OF WARWICK WARWICK RI	082811-284.pdf	\$252
113	CHELO'S OF WARWICK WARWICK RI	082811-305.pdf	\$84
114	CHELO'S OF WARWICK WARWICK RI	082811-306.pdf	\$44
115	CHELO'S OF WARWICK WARWICK RI	082811-350.pdf	\$245
116	CHELO'S OF WARWICK WARWICK RI	N/A	\$4,466
117	CHELO'S OF WATERFR WARWICK RI	082811-284.pdf	\$73

The Narragansett Electric Company
Summary of Final Storm Costs
August 2011 Tropical Storm Irene
Accounts Payable - Procurement Cards

Grand Total: \$1,012,785

<u>Line #</u>	<u>Merchant</u> (a)	<u>Image Reference</u> (b)	<u>Amount</u> (c)
118	CHELO'S OF WATERFR WARWICK RI	082811-305.pdf	\$45
119	CHELO'S OF WOONSOC WOONSOCKEY RI	082811-350.pdf	\$108
120	CHESTERS HARMONY RI	082811-049.pdf	\$190
121	CHESTERS HARMONY RI	082811-050.pdf	\$215
122	CHESTERS HARMONY RI	082811-053.pdf	\$54
123	CHILI'S GRI07000310706 LINCOLN RI	082811-167.pdf	\$331
124	CHILI'S GRI07000310706 LINCOLN RI	082811-297.pdf	\$890
125	CHILI'S GRI07000310706 LINCOLN RI	082811-319.pdf	\$896
126	CHILI'S GRI07000310706 LINCOLN RI	082811-338.pdf	\$644
127	CHILI'S GRI07000310706 LINCOLN RI	082811-341.pdf	\$1,135
128	CHILI'S GRI07000310706 LINCOLN RI	082811-362.pdf	\$212
129	CHILI'S GRI07000310706 LINCOLN RI	N/A	\$131
130	CHILI'S GRI76200307629 SMITHFIELD RI	082811-167.pdf	\$566
131	CHILI'S GRI76200307629 SMITHFIELD RI	082811-176.pdf	\$908
132	CHILI'S GRI76200307629 SMITHFIELD RI	082811-206.pdf	\$1,384
133	CHILI'S GRI76200307629 SMITHFIELD RI	082811-256.pdf	\$752
134	CHILI'S GRI76200307629 SMITHFIELD RI	082811-297.pdf	\$518
135	CHILI'S GRI76200307629 SMITHFIELD RI	082811-318.pdf	\$1,890
136	CHILI'S GRI76200307629 SMITHFIELD RI	082811-338.pdf	\$652
137	CHILI'S GRI76200307629 SMITHFIELD RI	082811-339.pdf	\$117
138	CHILI'S GRI76200307629 SMITHFIELD RI	082811-340.pdf	\$916
139	CHILI'S GRI76200307629 SMITHFIELD RI	082811-362.pdf	\$434
140	CHILI'S GRI76200307629 SMITHFIELD RI	N/A	\$114
141	CHILI'S GRI80100308015 WARWICK RI	082811-206.pdf	\$406
142	CHILI'S GRI80100308015 WARWICK RI	082811-257.pdf	\$725
143	CHILI'S GRI80100308015 WARWICK RI	082811-297.pdf	\$463
144	CHILI'S GRI80100308015 WARWICK RI	082811-318.pdf	\$661
145	CHILI'S GRI80100308015 WARWICK RI	082811-339.pdf	\$500
146	CHILI'S GRI80100308015 WARWICK RI	082811-340.pdf	\$907
147	CHILI'S GRI80100308015 WARWICK RI	082811-341.pdf	\$384
148	CHILI'S GRI80100308015 WARWICK RI	N/A	\$283
149	CHILI'S GRI81000308106 E PROVIDENCE RI	082811-207.pdf	\$164
150	CHILI'S GRI81000308106 E PROVIDENCE RI	082811-257.pdf	\$191
151	CHILI'S GRI81000308106 E PROVIDENCE RI	082811-297.pdf	\$63
152	CHILI'S GRI81000308106 E PROVIDENCE RI	082811-318.pdf	\$74
153	CHILI'S GRI81000308106 E PROVIDENCE RI	082811-319.pdf	\$211
154	CHILI'S GRI81000308106 E PROVIDENCE RI	082811-338.pdf	\$960
155	CHILI'S GRI81000308106 E PROVIDENCE RI	082811-341.pdf	\$53
156	CHILI'S GRI81500308155 PROVIDENCE RI	082811-297.pdf	\$41

The Narragansett Electric Company
Summary of Final Storm Costs
August 2011 Tropical Storm Irene
Accounts Payable - Procurement Cards

Grand Total: \$1,012,785

<u>Line #</u>	<u>Merchant</u> (a)	<u>Image Reference</u> (b)	<u>Amount</u> (c)
157	CHILI'S GRI81500308155 PROVIDENCE RI	082811-341.pdf	\$308
158	CHILI'S GRI81500308155 PROVIDENCE RI	082811-362.pdf	\$76
159	CHILI'S GRI81500308155 PROVIDENCE RI	N/A	\$55
160	CHILI'S GRI81900308197 MIDDLETOWN RI	082811-338.pdf	\$1,707
161	CHILI'S GRI81900308197 MIDDLETOWN RI	082811-339.pdf	\$1,008
162	CHILI'S GRI81900308197 MIDDLETOWN RI	082811-362.pdf	\$65
163	CINDY S COUNTRY CAFE PORTSMOUTH RI	082811-315.pdf	\$29
164	CINDY S COUNTRY CAFE PORTSMOUTH RI	082811-361.pdf	\$207
165	CINDY S COUNTRY CAFE PORTSMOUTH RI	N/A	\$32
166	COFFEE & CREAM N SMITHFIELD RI	082811-053.pdf	\$200
167	COFFEE & CREAM N SMITHFIELD RI	N/A	\$72
168	COMFORT INN AND SUITES FALL RIVER MA	082811-072.pdf	(\$184)
169	COMFORT INN AND SUITES FALL RIVER MA	082811-108.pdf	\$130
170	COMFORT INN AND SUITES FALL RIVER MA	082811-154.pdf	\$16,256
171	COMFORT INN FOXBORO MA	082811-157.pdf	\$6,508
172	COMFORT INNS SEEKONK MA	082811-081.pdf	\$468
173	COMFORT INNS SEEKONK MA	082811-134.pdf	\$1,784
174	COMFORT INNS SEEKONK MA	082811-288.pdf	\$832
175	COMFORT INNS SEEKONK MA	082811-289.pdf	\$971
176	COMFORT INNS SEEKONK MA	082811-308.pdf	\$46
177	COMFORT INNS SEEKONK MA	082811-309.pdf	\$786
178	COMFORT INNS SEEKONK MA	082811-330.pdf	\$694
179	COMFORT INNS SEEKONK MA	082811-353.pdf	\$1,037
180	COURTYARD BY MARRIOTT- FOXBORO MA	082811-072.pdf	\$1,797
181	COURTYARD BY MARRIOTT- LINCOLN RI	082811-053.pdf	\$63
182	COURTYARD BY MARRIOTT- LINCOLN RI	082811-123.pdf	\$1,345
183	COURTYARD BY MARRIOTT- LINCOLN RI	082811-137.pdf	\$807
184	COURTYARD BY MARRIOTT- LINCOLN RI	082811-139.pdf	\$13,201
185	COURTYARD BY MARRIOTT- LINCOLN RI	082811-152.pdf	\$1,345
186	COURTYARD BY MARRIOTT- LINCOLN RI	082811-155.pdf	\$2,624
187	COURTYARD BY MARRIOTT- LINCOLN RI	082811-156.pdf	\$3,644
188	COURTYARD BY MARRIOTT- LINCOLN RI	N/A	\$11
189	COURTYARD BY MARRIOTT MARLBOROUGH MA	082811-072.pdf	\$479
190	COURTYARD BY MARRIOTT MARLBOROUGH MA	082811-079.pdf	\$614
191	COURTYARD BY MARRIOTT MARLBOROUGH MA	082811-080.pdf	\$504
192	COURTYARD BY MARRIOTT MARLBOROUGH MA	082811-089.pdf	\$236
193	COURTYARD BY MARRIOTT MARLBOROUGH MA	082811-104.pdf	\$2,136
194	COURTYARD BY MARRIOTT MARLBOROUGH MA	082811-105.pdf	\$473
195	COURTYARD BY MARRIOTT MARLBOROUGH MA	082811-156.pdf	\$7,268

The Narragansett Electric Company
Summary of Final Storm Costs
August 2011 Tropical Storm Irene
Accounts Payable - Procurement Cards

Grand Total: \$1,012,785

<u>Line #</u>	<u>Merchant</u> (a)	<u>Image Reference</u> (b)	<u>Amount</u> (c)
196	COURTYARD BY MARRIOTT MARLBOROUGH MA	082811-222.pdf	\$499
197	COURTYARD BY MARRIOTT MARLBOROUGH MA	082811-366.pdf	\$629
198	COURTYARD BY MARRIOTT MARLBOROUGH MA	N/A	\$59
199	COURTYARD BY MARRIOTT- MIDDLETOWN RI	082811-116.pdf	\$1,749
200	COURTYARD BY MARRIOTT- MIDDLETOWN RI	082811-122.pdf	\$1,312
201	COURTYARD BY MARRIOTT- MIDDLETOWN RI	082811-136.pdf	\$3,790
202	COURTYARD BY MARRIOTT- MIDDLETOWN RI	082811-138.pdf	\$2,624
203	COURTYARD BY MARRIOTT- MIDDLETOWN RI	082811-155.pdf	\$437
204	COURTYARD BY MARRIOTT RAYNHAM MA	082811-002.pdf	\$55
205	COURTYARD BY MARRIOTT RAYNHAM MA	082811-079.pdf	\$102
206	COURTYARD BY MARRIOTT RAYNHAM MA	082811-101.pdf	\$1,286
207	COURTYARD BY MARRIOTT RAYNHAM MA	082811-102.pdf	\$4,772
208	COURTYARD BY MARRIOTT RAYNHAM MA	082811-103.pdf	\$4,716
209	COURTYARD BY MARRIOTT RAYNHAM MA	082811-104.pdf	\$1,188
210	COURTYARD BY MARRIOTT RAYNHAM MA	082811-136.pdf	\$784
211	COURTYARD BY MARRIOTT RAYNHAM MA	082811-137.pdf	\$5,284
212	COURTYARD BY MARRIOTT RAYNHAM MA	082811-138.pdf	\$3,459
213	COURTYARD BY MARRIOTT RAYNHAM MA	082811-139.pdf	\$504
214	COURTYARD BY MARRIOTT RAYNHAM MA	082811-152.pdf	\$2,558
215	COURTYARD BY MARRIOTT RAYNHAM MA	082811-380.pdf	\$7
216	COURTYARD BY MARRIOTT- RAYNHAM MA	N/A	\$1,526
217	COURTYARD BY MARRIOTT- WARWICK RI	082811-089.pdf	\$1,109
218	COURTYARD BY MARRIOTT- WARWICK RI	082811-090.pdf	\$2,217
219	COVE LEDGE MOTEL & MAR PAWCATUCK CT	082811-128.pdf	\$2,812
220	CRACKER BARREL #452 CO COVENTRY RI	082811-233.pdf	\$90
221	CRACKER BARREL #452 CO COVENTRY RI	082811-234.pdf	\$356
222	CRACKER BARREL #452 CO COVENTRY RI	082811-278.pdf	\$447
223	CRACKER BARREL #452 CO COVENTRY RI	082811-279.pdf	\$139
224	CRACKER BARREL #452 CO COVENTRY RI	082811-302.pdf	\$487
225	CRACKER BARREL #452 CO COVENTRY RI	082811-322.pdf	\$317
226	CRACKER BARREL #452 CO COVENTRY RI	082811-343.pdf	\$299
227	CRACKER BARREL #452 CO COVENTRY RI	082811-345.pdf	\$544
228	CRACKER BARREL #452 CO COVENTRY RI	082811-376.pdf	\$15
229	CRACKER BARREL #452 CO COVENTRY RI	N/A	\$205
230	CROWNE PLAZA/SIX CONTI WARWICK RI	082811-131.pdf	\$1,665
231	CUMBERLAND HOUSE OF PI MALDEN MA	082811-384.pdf	\$107
232	D'ANGELO SANDWICH SHOP WAKEFIELD RI	082811-042.pdf	\$91
233	D'ANGELOS #5280 WARWICK RI	082811-396.pdf	\$96
234	DAN'S PLACE WEST GREENWIC RI	082811-335.pdf	\$314

The Narragansett Electric Company
Summary of Final Storm Costs
August 2011 Tropical Storm Irene
Accounts Payable - Procurement Cards

Grand Total: \$1,012,785

<u>Line #</u>	<u>Merchant</u> (a)	<u>Image Reference</u> (b)	<u>Amount</u> (c)
235	DAN'S PLACE WEST GREENWIC RI	082811-361.pdf	\$124
236	DAVENPORT'S BAR AN EAST PROVIDEN RI	082811-305.pdf	\$460
237	DAVENPORT'S BAR AN EAST PROVIDEN RI	082811-326.pdf	\$405
238	DAVENPORT'S BAR AN EAST PROVIDEN RI	082811-349.pdf	\$374
239	DAVENPORT'S BAR AN EAST PROVIDEN RI	082811-350.pdf	\$132
240	DAVENPORT'S FAMILY CUMBERLAND RI	082811-238.pdf	\$552
241	DAVENPORT'S FAMILY CUMBERLAND RI	082811-283.pdf	\$771
242	DAVENPORT'S FAMILY CUMBERLAND RI	082811-325.pdf	\$1,390
243	DAVENPORT'S FAMILY CUMBERLAND RI	082811-349.pdf	\$1,236
244	DAVENPORT'S FAMILY CUMBERLAND RI	082811-350.pdf	\$628
245	DAYS INN MIDDLEBORO MIDDLEBORO MA	082811-111.pdf	\$2,739
246	DAYS INN MIDDLEBORO MIDDLEBORO MA	082811-117.pdf	\$401
247	DAYS INN MYSTIC CT	082811-120.pdf	\$3,231
248	DAYS INN MYSTIC CT	082811-121.pdf	\$369
249	DAYS INN MYSTIC CT	082811-131.pdf	\$2,908
250	DAYS INN MYSTIC CT	082811-132.pdf	\$6,870
251	DAYS INN S. ATTLEBORO S ATTLEBORO MA	082811-078.pdf	\$3,612
252	DAYS INN S. ATTLEBORO S ATTLEBORO MA	082811-079.pdf	\$1,697
253	DAYS INN S. ATTLEBORO S ATTLEBORO MA	082811-085.pdf	\$696
254	DAYS INN S. ATTLEBORO S ATTLEBORO MA	082811-090.pdf	\$44
255	DAYS INN S. ATTLEBORO S ATTLEBORO MA	082811-128.pdf	(\$957)
256	DAYS INN S. ATTLEBORO S ATTLEBORO MA	082811-146.pdf	\$198
257	DAYS INN S. ATTLEBORO S ATTLEBORO MA	082811-147.pdf	\$130
258	DAYS INNS CRANSTON RI	082811-111.pdf	\$1,879
259	DENNYS 7583 WARWICK RI	082811-204.pdf	\$95
260	DENNYS 7583 WARWICK RI	082811-219.pdf	\$766
261	DENNYS 7583 WARWICK RI	082811-254.pdf	\$139
262	DENNYS 7583 WARWICK RI	082811-268.pdf	\$1,132
263	DENNYS 7583 WARWICK RI	082811-304.pdf	\$1,104
264	DENNYS 7583 WARWICK RI	082811-324.pdf	\$1,198
265	DENNYS 7583 WARWICK RI	082811-346.pdf	\$499
266	DENNYS 7583 WARWICK RI	082811-347.pdf	\$674
267	DENNYS 7583 WARWICK RI	082811-362.pdf	\$436
268	DENNYS 7583 WARWICK RI	082811-363.pdf	\$1,563
269	DENNYS 7583 WARWICK RI	082811-365.pdf	\$31
270	DENNYS 7704 COVENTRY RI	082811-185.pdf	\$534
271	DENNYS 7704 COVENTRY RI	082811-219.pdf	\$61
272	DENNYS 7704 COVENTRY RI	082811-254.pdf	\$550
273	DENNYS 7704 COVENTRY RI	082811-268.pdf	\$158

The Narragansett Electric Company
Summary of Final Storm Costs
August 2011 Tropical Storm Irene
Accounts Payable - Procurement Cards

Grand Total: \$1,012,785

<u>Line #</u>	<u>Merchant</u> (a)	<u>Image Reference</u> (b)	<u>Amount</u> (c)
274	DENNYS 7704 COVENTRY RI	082811-269.pdf	\$119
275	DENNYS 7704 COVENTRY RI	082811-304.pdf	\$1,020
276	DENNYS 7704 COVENTRY RI	082811-324.pdf	\$491
277	DENNYS 7704 COVENTRY RI	082811-346.pdf	\$1,067
278	DENNYS 7704 COVENTRY RI	082811-362.pdf	\$505
279	DENNYS 7704 COVENTRY RI	082811-363.pdf	\$200
280	DENNYS 7704 COVENTRY RI	N/A	\$206
281	DIPIETROS LINCOLN RI	082811-389.pdf	\$368
282	DOMINO'S 3929 CUMBERLAND RI	082811-052.pdf	\$76
283	DUNKIN #300511 Q35 PAWTUCKETT RI	082811-003.pdf	\$4
284	DUNKIN #300511 Q35 PAWTUCKETT RI	082811-033.pdf	\$47
285	DUNKIN #301927 Q35 SMITHFIELD RI	082811-033.pdf	\$51
286	DUNKIN #302050 Q35 CUMBERLAND RI	N/A	\$30
287	DUNKIN #304041 Q35 N PROVIDENCE RI	N/A	\$62
288	DUNKIN #308590 Q35 WAKEFIELD RI	082811-042.pdf	\$31
289	DUNKIN #308805 Q35 CRANSTON RI	082811-003.pdf	\$4
290	DUNKIN #335537 Q35 LINCOLN RI	082811-045.pdf	\$145
291	DUNKIN #335537 Q35 LINCOLN RI	082811-051.pdf	\$25
292	DUNKIN #335537 Q35 LINCOLN RI	082811-052.pdf	\$30
293	DUNKIN #335537 Q35 LINCOLN RI	082811-383.pdf	\$200
294	DUNKIN #335537 Q35 LINCOLN RI	082811-384.pdf	\$73
295	DUNKIN #335537 Q35 LINCOLN RI	N/A	\$37
296	DUNKIN #336043 Q35 NARRAGANSETT RI	082811-034.pdf	\$8
297	DUNKIN #339162 Q35 CRANSTON RI	082811-368.pdf	\$42
298	E&J RESTAURANT LLC N KINGSTOWN RI	082811-040.pdf	\$16
299	E&J RESTAURANT LLC N KINGSTOWN RI	082811-047.pdf	\$36
300	ED & MATT EQUIPMENT GREENVILLE RI	082811-040.pdf	\$1,379
301	ELSAS BUSHEL N PECK WORCESTER MA	082811-042.pdf	\$18
302	EMBASSY SUITES MRLBRGH MARLBOROUGH MA	082811-072.pdf	\$7,319
303	EXTENDEDSTAY #1114 WEST WARWICK RI	082811-072.pdf	\$16,394
304	EXTENDEDSTAY #1114 WEST WARWICK RI	082811-112.pdf	\$3,033
305	EXXONMOBIL 97445332 NORTH KINGSTO RI	N/A	\$47
306	EXXONMOBIL 97454078 CRANSTON RI	082811-374.pdf	\$127
307	EXXONMOBIL 97454078 PROVIDENCE RI	N/A	\$70
308	EXXONMOBIL 97536411 WAKEFIELD RI	082811-042.pdf	\$10
309	FAIAL RESTAURANT SMITHFIELD RI	082811-163.pdf	\$176
310	FAIRFIELD INN PLYMOUTH MIDDLEBORO MA	082811-331.pdf	\$153
311	FAIRFIELD INN PLYMOUTH MIDDLEBORO MA	082811-355.pdf	\$7,223
312	FAIRFIELD INN&SUITES C COVENTRY RI	082811-072.pdf	\$9,123

The Narragansett Electric Company
Summary of Final Storm Costs
August 2011 Tropical Storm Irene
Accounts Payable - Procurement Cards

Grand Total: \$1,012,785

<u>Line #</u>	<u>Merchant</u> (a)	<u>Image Reference</u> (b)	<u>Amount</u> (c)
313	FAIRFIELD INN&SUITES C COVENTRY RI	082811-098.pdf	\$246
314	FAIRFIELD INN&SUITES C COVENTRY RI	082811-099.pdf	\$2,833
315	FAIRFIELD INN&SUITES C COVENTRY RI	082811-100.pdf	\$2,891
316	FAIRFIELD INN&SUITES C COVENTRY RI	082811-101.pdf	\$907
317	FAIRFIELD INN&SUITES C COVENTRY RI	082811-116.pdf	\$5,912
318	FAMILY TIES TIVERTON RI	082811-047.pdf	\$94
319	FILIPPOUS PIZZA NORTH KINGSTO RI	082811-047.pdf	\$95
320	FORTUNE HOUSE CUMBERLAND RI	082811-315.pdf	\$41
321	FORTUNE HOUSE CUMBERLAND RI	082811-335.pdf	\$35
322	FORTUNE HOUSE CUMBERLAND RI	082811-361.pdf	\$22
323	FRANKLY PIZZA CRANSTON RI	082811-019.pdf	\$75
324	FRIENDLY ICE CREAM WESTERLY RI	082811-196.pdf	\$26
325	FRIENDLY ICE CREAM WESTERLY RI	082811-245.pdf	\$11
326	FRIENDLY ICE CREAM WESTERLY RI	082811-285.pdf	\$445
327	FRIENDLY ICE CREAM WESTERLY RI	082811-306.pdf	\$62
328	FRIENDLY ICE CREAM WESTERLY RI	082811-327.pdf	\$329
329	FRIENDLY ICE CREAM WESTERLY RI	082811-350.pdf	\$465
330	FRIENDLY ICE CREAM WESTERLY RI	N/A	\$125
331	GIANT PIZZA - PROVIDEN PUTNAM CT	082811-008.pdf	\$24
332	GREAT TASTE CUMBERLAND RI	082811-383.pdf	\$200
333	GREGG'S E. PROVIDENCE EAST PROVIDEN RI	082811-365.pdf	\$736
334	GREGG'S E. PROVIDENCE EAST PROVIDEN RI	082811-366.pdf	\$941
335	GREGG'S E. PROVIDENCE PROVIDENCE RI	082811-334.pdf	\$992
336	GREGG'S N. KINGSTOWN NORTH KINGSTO RI	082811-333.pdf	\$3,923
337	GREGG'S N. KINGSTOWN NORTH KINGSTO RI	082811-364.pdf	\$820
338	GREGG'S N. KINGSTOWN NORTH KINGSTO RI	082811-366.pdf	\$3,706
339	GREGG'S PROVIDENCE PROVIDENCE RI	082811-334.pdf	\$3,481
340	GREGG'S PROVIDENCE PROVIDENCE RI	082811-365.pdf	\$1,001
341	GREGG'S PROVIDENCE PROVIDENCE RI	082811-366.pdf	\$850
342	GREGG'S WARWICK WARWICK RI	082811-365.pdf	\$883
343	GREGG'S WARWICK WARWICK RI	082811-366.pdf	\$1,373
344	GREGG'S WARWICK WARWICK RI	N/A	\$3,725
345	GROUND ROUND PAWTUCKET RI	082811-291.pdf	\$1,072
346	GROUND ROUND PAWTUCKET RI	082811-311.pdf	\$1,249
347	GROUND ROUND PAWTUCKET RI	082811-332.pdf	\$1,645
348	GROUND ROUND PAWTUCKET RI	082811-380.pdf	\$61
349	GULF OIL 91197136 EAST PROVIDEN RI	082811-374.pdf	\$75
350	GULF OIL 91804822 PROVIDENCE RI	082811-035.pdf	\$52
351	GULF OIL 91804822 PROVIDENCE RI	082811-374.pdf	\$64

The Narragansett Electric Company
Summary of Final Storm Costs
August 2011 Tropical Storm Irene
Accounts Payable - Procurement Cards

Grand Total: \$1,012,785

<u>Line #</u>	<u>Merchant</u> (a)	<u>Image Reference</u> (b)	<u>Amount</u> (c)
352	GULF OIL 91804822 PROVIDENCE RI	082811-375.pdf	\$146
353	GULF OIL 91804913 EAST GREENWIC RI	082811-030.pdf	\$87
354	GULF OIL 91805183 EAST GREENWIC RI	082811-030.pdf	\$54
355	GULF OIL 91805183 EAST GREENWIC RI	082811-031.pdf	\$18
356	GULF OIL 92022697 WYOMING RI	082811-042.pdf	\$40
357	HAMPTON INN COVENTRY COVENTRY RI	082811-073.pdf	\$118
358	HAMPTON INN COVENTRY COVENTRY RI	082811-110.pdf	\$1,763
359	HAMPTON INN COVENTRY COVENTRY RI	082811-124.pdf	\$2,468
360	HAMPTON INN COVENTRY COVENTRY RI	082811-135.pdf	\$2,332
361	HAMPTON INN COVENTRY COVENTRY RI	082811-140.pdf	\$1,038
362	HAMPTON INN COVENTRY COVENTRY RI	082811-141.pdf	\$1,532
363	HAMPTON INN MARLBOROUG MARLBOROUGH MA	082811-073.pdf	\$57
364	HAMPTON INN MARLBOROUG MARLBOROUGH MA	082811-093.pdf	\$216
365	HAMPTON INN MARLBOROUG MARLBOROUGH MA	082811-110.pdf	\$162
366	HAMPTON INN MARLBOROUG MARLBOROUGH MA	082811-117.pdf	\$1,241
367	HAMPTON INN MARLBOROUG MARLBOROUGH MA	082811-141.pdf	\$637
368	HAMPTON INN MARLBOROUG MARLBOROUGH MA	082811-156.pdf	\$701
369	HAMPTON INN MARLBOROUG MARLBOROUGH MA	082811-311.pdf	\$14,234
370	HAMPTON INN MARLBOROUG MARLBOROUGH MA	082811-365.pdf	\$6,744
371	HAMPTON INN SMTHFD 111 SMITHFIELD RI	082811-115.pdf	\$8,220
372	HAMPTON INN STURBRIDGE STURBRIDGE MA	082811-072.pdf	\$1,108
373	HAMPTON INN STURBRIDGE STURBRIDGE MA	082811-109.pdf	\$716
374	HAMPTON INN STURBRIDGE STURBRIDGE MA	082811-115.pdf	\$510
375	HAMPTON INN STURBRIDGE STURBRIDGE MA	082811-121.pdf	\$64
376	HAMPTON INN STURBRIDGE STURBRIDGE MA	082811-122.pdf	\$510
377	HAMPTON INN WARWICK WARWICK RI	082811-072.pdf	\$168
378	HAMPTON INN WARWICK WARWICK RI	N/A	\$23,505
379	HAMPTON INNS FRANKLIN MA	082811-158.pdf	\$77
380	HAMPTON INNS RAYNHAM MA	082811-072.pdf	\$4,061
381	HAMPTON INNS RAYNHAM MA	082811-110.pdf	\$321
382	HAMPTON INNS RAYNHAM MA	082811-111.pdf	\$1,283
383	HAMPTON INNS RAYNHAM MA	082811-291.pdf	\$107
384	HAMPTON INNS RAYNHAM MA	N/A	\$1,283
385	HAMPTON INNS SMITHFIELD RI	082811-072.pdf	\$7,721
386	HAMPTON INNS SOUTH KINGSTO RI	082811-082.pdf	\$2,609
387	HAMPTON INNS SOUTH KINGSTO RI	082811-083.pdf	\$2,148
388	HAMPTON INNS SOUTH KINGSTO RI	082811-109.pdf	\$785
389	HAMPTON INNS SOUTH KINGSTO RI	082811-110.pdf	\$157
390	HAMPTON INNS SOUTH KINGSTO RI	082811-121.pdf	\$2,460

The Narragansett Electric Company
Summary of Final Storm Costs
August 2011 Tropical Storm Irene
Accounts Payable - Procurement Cards

Grand Total: \$1,012,785

<u>Line #</u>	<u>Merchant</u> (a)	<u>Image Reference</u> (b)	<u>Amount</u> (c)
391	HAMPTON INNS WESTPORT MA	082811-115.pdf	\$491
392	HAMPTON INNS WESTPORT MA	082811-121.pdf	\$491
393	HESS 39500 CRANSTON RI	082811-034.pdf	\$282
394	HESS 39500 CRANSTON RI	082811-035.pdf	\$153
395	HESS 39506 WARWICK RI	082811-036.pdf	\$33
396	HILTON GARDEN INN-WORC WORCESTER MA	N/A	\$1,436
397	HOLIDAY INN EXPRESS MIDDLEBORO MA	082811-295.pdf	\$448
398	HOLIDAY INN EXPRESS NORTH ATTLEBO MA	082811-072.pdf	\$721
399	HOLIDAY INN EXPRESS NORTH ATTLEBO MA	082811-087.pdf	\$1,098
400	HOLIDAY INN EXPRESS SW SWANSEA MA	082811-072.pdf	\$426
401	HOLIDAY INN EXPRESS SW SWANSEA MA	082811-132.pdf	\$459
402	HOLIDAY INN EXPRESS WA WARWICK RI	082811-153.pdf	\$799
403	HOLIDAY INN EXPRESS WA WARWICK RI	082811-157.pdf	\$9,195
404	HOLIDAY INN NORWCH 095 NORWICH CT	082811-135.pdf	\$5,264
405	HOLIDAY INN NORWCH 095 NORWICH CT	082811-154.pdf	\$5,442
406	HOLIDAY INNS FB TAUNTON MA	082811-057.pdf	\$21
407	HOLIDAY INNS FB TAUNTON MA	082811-061.pdf	\$32
408	HOLIDAY INNS S. KINGSTON RI	082811-083.pdf	\$1,566
409	HOLIDAY INNS S. KINGSTON RI	082811-157.pdf	\$30,136
410	HOMESTEAD #9665 MARLBOROUGH MA	082811-072.pdf	\$2
411	HOMESTEAD #9665 MARLBOROUGH MA	082811-093.pdf	\$236
412	HOMESTEAD #9665 MARLBOROUGH MA	082811-094.pdf	\$2,482
413	HOMESTEAD #9665 MARLBOROUGH MA	082811-111.pdf	\$945
414	HOMESTEAD #9665 MARLBOROUGH MA	082811-112.pdf	\$827
415	HOMESTEAD #9665 MARLBOROUGH MA	082811-118.pdf	\$2,600
416	HOMESTEAD #9665 MARLBOROUGH MA	082811-119.pdf	\$768
417	HOMESTEAD #9665 MARLBOROUGH MA	082811-125.pdf	\$4,909
418	HOMESTEAD #9665 MARLBOROUGH MA	082811-126.pdf	\$709
419	HOMESTEAD #9665 MARLBOROUGH MA	082811-144.pdf	(\$1,536)
420	HOMESTEAD #9665 MARLBOROUGH MA	082811-145.pdf	(\$356)
421	HOMESTEAD #9696 WARWICK RI	082811-030.pdf	\$87
422	HOMESTEAD #9696 WARWICK RI	082811-145.pdf	\$1,181
423	HOMESTEAD #9696 WARWICK RI	N/A	\$806
424	HOMESTEAD 9665 MARLBOROUGH MA	N/A	(\$355)
425	HOUSE OF PIZZA SMITHFIELD RI	082811-042.pdf	\$52
426	IHOP 3207 PROVIDENCE RI	082811-043.pdf	\$61
427	IHOP 3207 PROVIDENCE RI	082811-072.pdf	\$2,438
428	IHOP 3207 PROVIDENCE RI	082811-079.pdf	\$423
429	IHOP 3207 PROVIDENCE RI	082811-087.pdf	\$972

The Narragansett Electric Company
Summary of Final Storm Costs
August 2011 Tropical Storm Irene
Accounts Payable - Procurement Cards

Grand Total: \$1,012,785

<u>Line #</u>	<u>Merchant</u>	<u>Image Reference</u>	<u>Amount</u>
	(a)	(b)	(c)
430	IHOP 3207 PROVIDENCE RI	082811-115.pdf	\$1,189
431	IHOP 3207 PROVIDENCE RI	082811-151.pdf	\$54
432	IHOP 3207 PROVIDENCE RI	082811-270.pdf	\$927
433	IHOP 3207 PROVIDENCE RI	082811-330.pdf	\$1,492
434	IHOP 3207 PROVIDENCE RI	082811-351.pdf	\$863
435	IHOP 3207 PROVIDENCE RI	082811-353.pdf	\$532
436	IHOP 3207 PROVIDENCE RI	082811-363.pdf	\$865
437	IHOP 3207 PROVIDENCE RI	082811-364.pdf	\$500
438	IHOP 3207 PROVIDENCE RI	N/A	\$16
439	IHOP 3340 508-771-8484 RI	082811-308.pdf	\$658
440	IHOP 3340 508-771-8484 RI	082811-329.pdf	\$604
441	IHOP 3340 508-771-8484 RI	082811-330.pdf	\$52
442	IHOP 3340 508-771-8484 RI	082811-352.pdf	\$463
443	IHOP 3340 508-771-8484 RI	082811-353.pdf	\$278
444	IHOP 3340 508-771-8484 RI	082811-363.pdf	\$529
445	IHOP 4701 MIDDLETOWN RI	082811-205.pdf	\$618
446	IHOP 4701 MIDDLETOWN RI	082811-270.pdf	\$717
447	IHOP 4701 MIDDLETOWN RI	082811-308.pdf	\$539
448	IHOP 4701 MIDDLETOWN RI	082811-330.pdf	\$776
449	IHOP 4701 MIDDLETOWN RI	082811-352.pdf	\$577
450	IHOP 4701 MIDDLETOWN RI	082811-353.pdf	\$362
451	IHOP 4701 MIDDLETOWN RI	N/A	\$422
452	J J GREGORY SON INC E PROVIDENCE RI	082811-393.pdf	\$2,678
453	JACKS RESTAURANT WARREN RI	082811-018.pdf	\$192
454	JACKS RESTAURANT WARREN RI	082811-269.pdf	\$748
455	JACKS RESTAURANT WARREN RI	082811-304.pdf	\$1,221
456	JACKS RESTAURANT WARREN RI	082811-324.pdf	\$1,735
457	JACKS RESTAURANT WARREN RI	082811-347.pdf	\$555
458	JACKS RESTAURANT WARREN RI	082811-348.pdf	\$329
459	JACKS RESTAURANT WARREN RI	082811-365.pdf	\$387
460	JOHN BREWER'S TAVERN - MIDDLETOWN RI	082811-389.pdf	\$231
461	JOHNSON & WALES INN SEEKONK MA	082811-072.pdf	\$448
462	JS DELI OF SMITHFIELD SMITHFIELD RI	082811-042.pdf	\$70
463	JS DELI OF SMITHFIELD SMITHFIELD RI	082811-052.pdf	\$60
464	KELLEY'S DELI COMPANY WESTERLY RI	082811-030.pdf	\$265
465	KINGSTOWN MOTEL N. KINGSTOWN RI	082811-072.pdf	\$1,119
466	KNIGHTS INN PLAINFIELD MOOSUP CT	082811-072.pdf	\$4,179
467	LA QUINTA INNSUITES 860-599-2400 CT	082811-072.pdf	\$14,237
468	LA QUINTA INNSUITES 860-599-2400 CT	N/A	\$390

The Narragansett Electric Company
Summary of Final Storm Costs
August 2011 Tropical Storm Irene
Accounts Payable - Procurement Cards

Grand Total: \$1,012,785

<u>Line #</u>	<u>Merchant</u> (a)	<u>Image Reference</u> (b)	<u>Amount</u> (c)
469	LOWES #01208* WOONSOCKET RI	082811-050.pdf	\$660
470	LOWES #01505* CRANSTON RI	082811-070.pdf	\$245
471	LOWES #01889* NORTH PROVIDE RI	082811-069.pdf	\$68
472	LOWES #02863* NORTH PROVIDE RI	082811-050.pdf	\$475
473	MA & PA'S COUNTRY STOR HOPE VALLEY RI	082811-042.pdf	\$75
474	MARCHETTI'S RESTAURANT CRANSTON RI	082811-308.pdf	\$156
475	MARCHETTI'S RESTAURANT CRANSTON RI	082811-329.pdf	\$129
476	MARCHETTI'S RESTAURANT CRANSTON RI	082811-351.pdf	\$247
477	MARRIOTT 337M0 NEWPORT NEWPORT RI	082811-072.pdf	\$16,359
478	MARRIOTT HOTELS-PROVID PROVIDENCE RI	082811-066.pdf	\$257
479	MCCORMICK & SCHMICK 72 PROVIDENCE RI	082811-032.pdf	\$172
480	MCDONALD'S F3545 GREENVILLE RI	082811-003.pdf	\$8
481	MIDDLE OF NOWHERE DINE EXETER RI	082811-331.pdf	\$73
482	MONAHAN'S NARRAGANSETT RI	082811-382.pdf	\$58
483	MOZZARELLA'S GRILL EAST GREENWIC RI	082811-030.pdf	\$27
484	NEWPORT INN & SUITES MIDDLETOWN-NE RI	082811-072.pdf	\$5,346
485	NONNI S KITCHEN AND PA TIVERTON RI	082811-222.pdf	\$176
486	NONNI S KITCHEN AND PA TIVERTON RI	082811-273.pdf	\$229
487	NONNI S KITCHEN AND PA TIVERTON RI	082811-315.pdf	\$408
488	NONNI S KITCHEN AND PA TIVERTON RI	082811-335.pdf	\$219
489	NONNI S KITCHEN AND PA TIVERTON RI	082811-361.pdf	\$305
490	NONNI S KITCHEN AND PA TIVERTON RI	082811-365.pdf	\$141
491	OCEAN BAR & GRIL MIDDLETOWRN RI	082811-335.pdf	\$89
492	OUTBACK #4010 E GREENWICH RI	082811-313.pdf	\$762
493	OUTBACK #4010 E GREENWICH RI	082811-358.pdf	\$107
494	OUTBACK #4010 E GREENWICH RI	082811-359.pdf	\$396
495	PARENTES RESTAURANT SMITHFIELD RI	N/A	\$174
496	PATRIOTS DINER WOONSOCKET RI	082811-014.pdf	\$272
497	PATS POWER EQUIPMENT CHARLESTOWN RI	082811-030.pdf	\$69
498	PROVIDENCE BILTMORE PROVIDENCE RI	082811-369.pdf	\$902
499	QUALITY INN RAYNHAM MA	082811-332.pdf	\$88
500	QUALITY INN RAYNHAM MA	082811-356.pdf	\$2,766
501	QUALITY INNS SMITHFIELD RI	082811-072.pdf	\$33,417
502	QUALITY INNS SMITHFIELD RI	082811-154.pdf	\$43,879
503	RAMADA INN SEEKONK MA	082811-072.pdf	\$14,685
504	RAMADA INN SEEKONK MA	N/A	\$56
505	RAMADA MIDDLETOWN MIDDLETOWN RI	082811-072.pdf	\$23,900
506	RAMADA MIDDLETOWN MIDDLETOWN RI	N/A	\$10,679
507	RED ROOF INNS	102811-404.pdf	\$357

The Narragansett Electric Company
Summary of Final Storm Costs
August 2011 Tropical Storm Irene
Accounts Payable - Procurement Cards

Grand Total: \$1,012,785

<u>Line #</u>	<u>Merchant</u> (a)	<u>Image Reference</u> (b)	<u>Amount</u> (c)
508	RED ROOF INNS MANSFIELD MA	082811-072.pdf	\$1,108
509	RED ROOF INNS SOUTHBOROUGH MA	082811-072.pdf	\$2,795
510	REIDYS RESTAURANT PORTSMOUTH RI	N/A	\$37
511	RICHARD'S PUB E GREENWICH RI	082811-034.pdf	\$87
512	RICHARD'S PUB E GREENWICH RI	082811-273.pdf	\$2,078
513	RICHARD'S PUB E GREENWICH RI	082811-361.pdf	\$2,634
514	RICHARD'S PUB E GREENWICH RI	082811-365.pdf	\$1,885
515	RIVERVIEW PIZZA RESTAU MOOSUP CT	082811-363.pdf	\$206
516	ROSEMONT SUITES - NORW NORWICH CT	082811-072.pdf	\$1,187
517	RUBY TUESDAY #3952 EAST GREENWIC RI	082811-213.pdf	\$113
518	RUBY TUESDAY #3952 EAST GREENWIC RI	082811-214.pdf	\$200
519	RUBY TUESDAY #3952 EAST GREENWIC RI	082811-235.pdf	\$21
520	RUBY TUESDAY #3952 EAST GREENWIC RI	082811-236.pdf	\$205
521	RUBY TUESDAY #3952 EAST GREENWIC RI	082811-279.pdf	\$55
522	RUBY TUESDAY #3952 EAST GREENWIC RI	082811-280.pdf	\$154
523	RUBY TUESDAY #3952 EAST GREENWIC RI	082811-321.pdf	\$185
524	RUBY TUESDAY #3952 EAST GREENWIC RI	082811-322.pdf	\$444
525	RUBY TUESDAY #3952 EAST GREENWIC RI	082811-344.pdf	\$48
526	RUBY TUESDAY #3952 EAST GREENWIC RI	082811-345.pdf	\$324
527	RUBY TUESDAY #4431 LISBON CT	082811-003.pdf	\$25
528	RUBY TUESDAY #4628 JOHNSTON RI	082811-235.pdf	\$217
529	RUBY TUESDAY #4628 JOHNSTON RI	082811-279.pdf	\$31
530	RUBY TUESDAY #4628 JOHNSTON RI	082811-302.pdf	\$310
531	RUBY TUESDAY #4628 JOHNSTON RI	082811-322.pdf	\$243
532	RUBY TUESDAY #4628 JOHNSTON RI	082811-344.pdf	\$187
533	RUBY TUESDAY #4628 JOHNSTON RI	082811-345.pdf	\$253
534	RUBY TUESDAY #7342 MIDDLETOWN RI	082811-189.pdf	\$22
535	RUBY TUESDAY #7342 MIDDLETOWN RI	082811-235.pdf	\$108
536	RUBY TUESDAY #7342 MIDDLETOWN RI	082811-280.pdf	\$220
537	RUBY TUESDAY #7342 MIDDLETOWN RI	082811-281.pdf	\$22
538	RUBY TUESDAY #7342 MIDDLETOWN RI	082811-302.pdf	\$118
539	RUBY TUESDAY #7342 MIDDLETOWN RI	082811-322.pdf	\$97
540	RUBY TUESDAY #7342 MIDDLETOWN RI	082811-344.pdf	\$42
541	SCAMPI PORTSMOUTH RI	082811-326.pdf	\$151
542	SCAMPI PORTSMOUTH RI	082811-349.pdf	\$257
543	SCAMPI PORTSMOUTH RI	N/A	\$112
544	SEAPLANE DINER PROVIDENCE RI	082811-007.pdf	\$60
545	SHAW'S MARKET #7435 BARRINGTON RI	082811-018.pdf	\$59
546	SHELL OIL 575429791QPS CRAMSTON RI	082811-042.pdf	\$20

The Narragansett Electric Company
Summary of Final Storm Costs
August 2011 Tropical Storm Irene
Accounts Payable - Procurement Cards

Grand Total: \$1,012,785

<u>Line #</u>	<u>Merchant</u>	<u>Image Reference</u>	<u>Amount</u>
(a)	(b)	(c)	
547	SHELL OIL 910040085QPS CHARLESTOWN RI	082811-030.pdf	\$139
548	SMOKEY BONES 7514 WARWICK RI	082811-057.pdf	\$26
549	SMOKEY BONES 7514 WARWICK RI	082811-169.pdf	\$102
550	SMOKEY BONES 7514 WARWICK RI	082811-172.pdf	\$480
551	SMOKEY BONES 7514 WARWICK RI	082811-173.pdf	\$967
552	SMOKEY BONES 7514 WARWICK RI	082811-197.pdf	\$1,380
553	SMOKEY BONES 7514 WARWICK RI	082811-204.pdf	\$26
554	SMOKEY BONES 7514 WARWICK RI	082811-246.pdf	\$963
555	SMOKEY BONES 7514 WARWICK RI	082811-247.pdf	\$1,378
556	SMOKEY BONES 7514 WARWICK RI	082811-286.pdf	\$1,174
557	SMOKEY BONES 7514 WARWICK RI	082811-287.pdf	\$1,063
558	SMOKEY BONES 7514 WARWICK RI	082811-307.pdf	\$2,522
559	SMOKEY BONES 7514 WARWICK RI	082811-328.pdf	\$4,265
560	SMOKEY BONES 7514 WARWICK RI	082811-350.pdf	\$259
561	SMOKEY BONES 7514 WARWICK RI	082811-351.pdf	\$1,782
562	SPRINGHILL SUITES PROV WEST WARWICK RI	082811-098.pdf	\$2,014
563	SPUMONIS PAWTUCKET RI	N/A	\$38
564	STAPLES 00110361 NORTH KINGSTO RI	082811-057.pdf	\$101
565	STAPLES 00112557 SMITHFIELD RI	082811-383.pdf	\$453
566	STAPLES 00112557 SMITHFIELD RI	N/A	\$712
567	STOP & SHOP #712 LINCOLN RI	082811-384.pdf	\$263
568	STOP & SHOP #712 LINCOLN RI	N/A	\$53
569	STOP & SHOP #716 N KINGSTOWN RI	082811-030.pdf	\$47
570	STOP & SHOP #716 N KINGSTOWN RI	082811-031.pdf	\$25
571	STOP & SHOP #737 N KINGSTOWN RI	082811-030.pdf	\$17
572	SUBWAY 00228205 JOHNSTON RI	082811-036.pdf	\$10
573	SUBWAY 00309955 PROVIDENCE RI	082811-044.pdf	\$16
574	SUBWAY 00396333 WARWICK RI	082811-401.pdf	\$8
575	SUNOCO 0014336202 WEST GREENWIC RI	082811-030.pdf	\$128
576	SUNOCO 0371804600 SCITUATE RI	082811-030.pdf	\$5
577	SUPER 8 MOTEL N. ATTLEBORO MA	082811-072.pdf	\$352
578	SUSANS RESTAURANT TIVERTON RI	082811-046.pdf	\$52
579	TARGET 00020735 LINCOLN RI	082811-049.pdf	\$132
580	TAUMA HOLIDAY INN TAUNTON MA	082811-057.pdf	\$413
581	TAUMA HOLIDAY INN TAUNTON MA	082811-120.pdf	\$360
582	TEXAS ROADHOUSE #2174 CRANSTON RI	082811-174.pdf	\$1,673
583	TEXAS ROADHOUSE #2174 CRANSTON RI	082811-255.pdf	\$563
584	TEXAS ROADHOUSE #2174 CRANSTON RI	082811-272.pdf	\$2,182
585	TEXAS ROADHOUSE #2174 CRANSTON RI	082811-292.pdf	\$1,196

The Narragansett Electric Company
Summary of Final Storm Costs
August 2011 Tropical Storm Irene
Accounts Payable - Procurement Cards

Grand Total: \$1,012,785

<u>Line #</u>	<u>Merchant</u> (a)	<u>Image Reference</u> (b)	<u>Amount</u> (c)
586	TEXAS ROADHOUSE #2174 CRANSTON RI	082811-293.pdf	\$561
587	TEXAS ROADHOUSE #2174 CRANSTON RI	082811-332, 082811-333.pdf	\$26
588	TEXAS ROADHOUSE #2174 CRANSTON RI	082811-332.pdf	\$1,249
589	TEXAS ROADHOUSE #2174 CRANSTON RI	082811-333.pdf	\$1,568
590	TEXAS ROADHOUSE #2174 CRANSTON RI	082811-357.pdf	\$994
591	TEXAS ROADHOUSE #2174 CRANSTON RI	082811-358.pdf	\$127
592	TEXAS ROADHOUSE #2174 CRANSTON RI	082811-366.pdf	\$769
593	TEXAS ROADHOUSE #2174 CRANSTON RI	N/A	\$20
594	TEXAS ROADHOUSE #2278 EAST GREENWIC RI	082811-175.pdf	\$385
595	TEXAS ROADHOUSE #2278 EAST GREENWIC RI	082811-203.pdf	\$1,352
596	TEXAS ROADHOUSE #2278 EAST GREENWIC RI	082811-252.pdf	\$1,286
597	TEXAS ROADHOUSE #2278 EAST GREENWIC RI	082811-293.pdf	\$994
598	TEXAS ROADHOUSE #2278 EAST GREENWIC RI	082811-294.pdf	\$340
599	TEXAS ROADHOUSE #2278 EAST GREENWIC RI	082811-313.pdf	\$1,953
600	TEXAS ROADHOUSE #2278 EAST GREENWIC RI	082811-357.pdf	\$2,396
601	TEXAS ROADHOUSE #2278 EAST GREENWIC RI	082811-358.pdf	\$2,063
602	TGI_FRIDAYS #0171 WARWICK RI	082811-323.pdf	\$14
603	TGI_FRIDAYS #0171 WARWICK RI	082811-344.pdf	\$50
604	THE BIG CHEESE CRANSTON RI	082811-018.pdf	\$99
605	THE BIG CHEESE CRANSTON RI	082811-325.pdf	\$20
606	THE BIG CHEESE CRANSTON RI	082811-349.pdf	\$21
607	THE BIG CHEESE CRANSTON RI	082811-363.pdf	\$217
608	THE COMFORT INN PAWTUCKET RI	082811-083.pdf	\$1,124
609	THE COMFORT INN PAWTUCKET RI	082811-084.pdf	\$2,622
610	THE COMFORT INN PAWTUCKET RI	082811-122.pdf	\$28,875
611	THE COMFORT INN PAWTUCKET RI	082811-151.pdf	\$9,856
612	THE COMFORT INN PAWTUCKET RI	082811-353.pdf	\$1,048
613	THE COMFORT INN PAWTUCKET RI	N/A	\$511
614	THE GENTLEMAN FARMER SCITUATE RI	082811-049.pdf	\$97
615	THE HOME DEPOT 4283 N KINGSTOWN RI	N/A	\$211
616	THE LIGHTHOUSE INN NARRAGANSETT RI	082811-072.pdf	\$4,927
617	THE LIGHTHOUSE INN NARRAGANSETT RI	082811-115.pdf	\$4,927
618	THE LIGHTHOUSE INN NARRAGANSETT RI	082811-122.pdf	\$4,927
619	THE LODGE PUB & EATERY LINCOLN RI	082811-305.pdf	\$88
620	THE LODGE PUB & EATERY LINCOLN RI	082811-325.pdf	\$176
621	THE LODGE PUB & EATERY LINCOLN RI	082811-347.pdf	\$1,324
622	THE LODGE PUB & EATERY LINCOLN RI	082811-348.pdf	\$1,415
623	THE LODGE PUB & EATERY LINCOLN RI	082811-365.pdf	\$757
624	THE OLDE THEATER DINER COVENTRY RI	082811-066.pdf	\$211

The Narragansett Electric Company
Summary of Final Storm Costs
August 2011 Tropical Storm Irene
Accounts Payable - Procurement Cards

Grand Total: \$1,012,785

<u>Line #</u>	<u>Merchant</u> (a)	<u>Image Reference</u> (b)	<u>Amount</u> (c)
625	THE OLIVE GARD00012609 WARWICK RI	082811-207.pdf	\$231
626	THE OLIVE GARD00012609 WARWICK RI	082811-257.pdf	\$806
627	THE OLIVE GARD00012609 WARWICK RI	082811-297.pdf	\$103
628	THE OLIVE GARD00012609 WARWICK RI	082811-298.pdf	\$584
629	THE OLIVE GARD00012609 WARWICK RI	082811-319.pdf	\$554
630	THE OLIVE GARD00012609 WARWICK RI	082811-339.pdf	\$524
631	THE OLIVE GARD00012609 WARWICK RI	082811-341.pdf	\$437
632	THE OLIVE GARD00012609 WARWICK RI	082811-362.pdf	\$20
633	THE VILLAGE INN NARRAGANSETT RI	082811-130.pdf	\$4,715
634	TOWNEPLACE SUITES QUON NO. KINGSTOWN RI	082811-072.pdf	\$5,156
635	TWIN OAKS CRANSTON RI	082811-057.pdf	\$333
636	UNCLE TONYS PIZZA & CRANSTON RI	082811-057.pdf	\$67
637	UNOCHICAGOGRILL#403 SMITHFIELD RI	082811-169.pdf	\$580
638	UNOCHICAGOGRILL#403 SMITHFIELD RI	082811-184.pdf	\$1,108
639	UNOCHICAGOGRILL#403 SMITHFIELD RI	082811-233.pdf	\$2,158
640	UNOCHICAGOGRILL#403 SMITHFIELD RI	082811-277.pdf	\$796
641	UNOCHICAGOGRILL#403 SMITHFIELD RI	082811-301.pdf	\$593
642	UNOCHICAGOGRILL#403 SMITHFIELD RI	082811-321.pdf	\$1,616
643	UNOCHICAGOGRILL#403 SMITHFIELD RI	082811-341.pdf	\$1,243
644	UNOCHICAGOGRILL#403 SMITHFIELD RI	082811-345.pdf	\$1,038
645	UNOCHICAGOGRILL#403 SMITHFIELD RI	082811-362.pdf	\$405
646	VENICE RESTAURANT, INC WESTERLY RI	082811-030.pdf	\$20
647	VENICE RESTAURANT, INC WESTERLY RI	082811-273.pdf	\$1,175
648	VENICE RESTAURANT, INC WESTERLY RI	082811-314.pdf	\$356
649	VENICE RESTAURANT, INC WESTERLY RI	082811-334.pdf	\$261
650	VENICE RESTAURANT, INC WESTERLY RI	082811-360.pdf	\$1,163
651	WAL-MART N SMITHFIELD RI	082811-370.pdf	\$211
652	WAL-MART WARWICK RI	082811-018.pdf	\$62
653	WB CODY'S WESTERLY RI	082811-365.pdf	\$2,414
654	WHOLEFDS CRN 10254 CRANSTON RI	082811-003.pdf	\$15
655	WICKFORD MOTOR INN NORTH KINGSTO RI	082811-072.pdf	\$3,310
656	WINNAPAUG INN WESTERLY RI	082811-314.pdf	\$4,810
657	WINNAPAUG INN WESTERLY RI	082811-315.pdf	\$2,332
658	WINNAPAUG INN WESTERLY RI	082811-333.pdf	\$875
659	WINNAPAUG INN WESTERLY RI	082811-334.pdf	\$17,952
660	WINNAPAUG INN WESTERLY RI	082811-364.pdf	\$5,712
661	WINNAPAUG INN WESTERLY RI	082811-365.pdf	\$214
662	WM SUPERCENTER COVENTRY RI	082811-368.pdf	\$530
663	WM SUPERCENTER WESTERLY RI	082811-026.pdf	\$334

The Narragansett Electric Company
Summary of Final Storm Costs
August 2011 Tropical Storm Irene
Accounts Payable - Procurement Cards

Grand Total: \$1,012,785

<u>Line #</u>	<u>Merchant</u> (a)	<u>Image Reference</u> (b)	<u>Amount</u> (c)
664	WYNDHAM GARDEN PROVIDE PROVIDENCE RI	082811-072.pdf	\$7,040
665	WYNDHAM GARDEN PROVIDE PROVIDENCE RI	082811-097.pdf	\$6,034
666	WYNDHAM GARDEN PROVIDE PROVIDENCE RI	082811-110.pdf	\$6,336
667	WYNDHAM GARDEN PROVIDE PROVIDENCE RI	082811-115.pdf	\$6,939
668	WYNDHAM GARDEN PROVIDE PROVIDENCE RI	082811-151.pdf	\$6,991
669	WYNDHAM GARDEN PROVIDE PROVIDENCE RI	082811-254.pdf	\$465
670	WYNDHAM GARDEN PROVIDE PROVIDENCE RI	082811-290.pdf	\$1,612
671	WYNDHAM GARDEN PROVIDE PROVIDENCE RI	082811-309.pdf	\$1,423
672	WYNDHAM GARDEN PROVIDE PROVIDENCE RI	082811-330.pdf	\$23
673	WYNDHAM GARDEN PROVIDE PROVIDENCE RI	082811-364.pdf	\$193
674	WYNDHAM GARDEN PROVIDE PROVIDENCE RI	082811-365.pdf	\$1,410
675	WYNDHAM GARDEN PROVIDE PROVIDENCE RI	082811-366.pdf	\$237

The Narragansett Electric Company
Summary of Final Storm Costs
August 2011 Tropical Storm Irene
Accounts Payable - Miscellaneous Accounts Payable

Grand Total: \$2,132,724

Line #	Vendor (a)	Image Reference (b)	Amount (c)
1	A BELLOLI & SONS INC	699OCT11.pdf	\$2,654
2	A BELLOLI & SONS INC	700OCT11.pdf	\$3,676
3	A BELLOLI & SONS INC	701OCT11.pdf	\$2,881
4	A BELLOLI & SONS INC	702OCT11.pdf	\$2,811
5	A BELLOLI & SONS INC	703OCT11.pdf	\$3,095
6	A BELLOLI & SONS INC	704OCT.pdf	\$3,742
7	A BELLOLI & SONS INC	705OCT11.pdf	\$1,052
8	AIROCEAN AVIATION LLC	1921.pdf	\$2,498
9	AIROCEAN AVIATION LLC	1922.pdf	\$5,370
10	ALLIED WASTE SERVICES	110900-116.pdf	\$1,242
11	BASE LOGISTICS LLC	2011087.pdf	\$22,341
12	BASE LOGISTICS LLC	2011089.pdf	\$60,110
13	BASE LOGISTICS LLC	2011091.pdf	\$282,738
14	BEECHWOOD HOTEL	Statement 10-20-11.pdf	\$13,496
15	BEECHWOOD HOTEL	Statement NATNY 10-20-11.pdf	\$1,071
16	BEMIS LLC	661077.pdf	\$51,260
17	BEST WESTERN MERRIMACK VALLEY	145369.pdf	\$6,854
18	BEST WESTERN ROCKLAND MA	1097.pdf	\$5,395
19	BEST WESTERN ROYAL PLAZA HOTEL - MARLBOR	450765.pdf	\$110,705
20	CARNEY BROTHERS TRUCKING INC	31604.pdf	\$10,008
21	CHESAPEAKE BAY HELICOPTERS INC	110908NGSP.pdf	\$28,500
22	CINTAS CORPORATION	756738987.pdf	\$6,054
23	CITY OF CRANSTON	11-504-DV.pdf	\$886
24	CITY OF CRANSTON	11-664-DV.pdf	\$363
25	CITY OF EAST PROVIDENCE	7612.pdf	\$512
26	CITY OF PAWTUCKET	10.05.2011.pdf	\$774
27	CITY OF PROVIDENCE	17720.pdf	\$212
28	CITY OF WARWICK	11-834-dv.pdf	\$4,372
29	CLEAN HARBORS ENVIRONMENTAL SERVICES INC	R11141197.pdf	\$2,390
30	CLEAN HARBORS ENVIRONMENTAL SERVICES INC	R11142000.pdf	\$1,019
31	CLEAN HARBORS ENVIRONMENTAL SERVICES INC	R11142010.pdf	\$1,415
32	CLEAN HARBORS ENVIRONMENTAL SERVICES INC	R11142858.pdf	\$1,401
33	CLEAN HARBORS ENVIRONMENTAL SERVICES INC	R11142864.pdf	\$8,277
34	CLEAN HARBORS ENVIRONMENTAL SERVICES INC	R11142872.pdf	\$776
35	CLEAN HARBORS ENVIRONMENTAL SERVICES INC	R11142880.pdf	\$1,118
36	CLEAN HARBORS ENVIRONMENTAL SERVICES INC	R11142890.pdf	\$2,656
37	CLEAN HARBORS ENVIRONMENTAL SERVICES INC	R11142894.pdf	\$4,126
38	CLEAN HARBORS ENVIRONMENTAL SERVICES INC	R11142905.pdf	\$672
39	CLEAN HARBORS ENVIRONMENTAL SERVICES INC	R11143199.pdf	\$1,359
40	CLEAN HARBORS ENVIRONMENTAL SERVICES INC	R11143205.pdf	\$1,635
41	CLEAN HARBORS ENVIRONMENTAL SERVICES INC	R11143214.pdf	\$7,258
42	CLEAN HARBORS ENVIRONMENTAL SERVICES INC	R11143882.pdf	\$720
43	CLEAN HARBORS ENVIRONMENTAL SERVICES INC	R11143886.pdf	\$766
44	CLEAN HARBORS ENVIRONMENTAL SERVICES INC	R11144828.pdf	\$1,468
45	CLEAN HARBORS ENVIRONMENTAL SERVICES INC	R11144929.pdf	\$13,005

The Narragansett Electric Company
Summary of Final Storm Costs
August 2011 Tropical Storm Irene
Accounts Payable - Miscellaneous Accounts Payable

Grand Total: \$2,132,724

Line #	Vendor (a)	Image Reference (b)	Amount (c)
46	CLEAN HARBORS ENVIRONMENTAL SERVICES INC	RI1145837.pdf	\$8,238
47	CLEAN HARBORS ENVIRONMENTAL SERVICES INC	RI1146159R.pdf	\$5,466
48	CLEAN HARBORS ENVIRONMENTAL SERVICES INC	RI1148841R.pdf	\$4,195
49	CLEAN HARBORS ENVIRONMENTAL SERVICES INC	RI1150043.pdf	\$1,288
50	CLEAN HARBORS ENVIRONMENTAL SERVICES INC	RI1150048.pdf	\$1,067
51	CLEAN HARBORS ENVIRONMENTAL SERVICES INC	RI1153837.pdf	\$3,714
52	CLEAN HARBORS ENVIRONMENTAL SERVICES INC	RI1153844.pdf	\$2,943
53	CLEAN HARBORS ENVIRONMENTAL SERVICES INC	RI1153850.pdf	\$4,178
54	CLEAN HARBORS ENVIRONMENTAL SERVICES INC	RI1153887.pdf	\$699
55	CLEAN HARBORS ENVIRONMENTAL SERVICES INC	RI1153898.pdf	\$1,409
56	CLEAN HARBORS ENVIRONMENTAL SERVICES INC	RI1153902.pdf	\$1,139
57	CLEAN HARBORS ENVIRONMENTAL SERVICES INC	RI1153904.pdf	\$1,794
58	CLEAN HARBORS ENVIRONMENTAL SERVICES INC	RI1153911.pdf	\$1,467
59	CLEAN HARBORS ENVIRONMENTAL SERVICES INC	RI1153915.pdf	\$3,188
60	CLEAN HARBORS ENVIRONMENTAL SERVICES INC	RI1153944.pdf	\$6,823
61	CLEAN HARBORS ENVIRONMENTAL SERVICES INC	RI1154368.pdf	\$804
62	CLEAN HARBORS ENVIRONMENTAL SERVICES INC	RI1154515.pdf	\$1,749
63	CLEAN HARBORS ENVIRONMENTAL SERVICES INC	RI1154672.pdf	\$2,284
64	CLEAN HARBORS ENVIRONMENTAL SERVICES INC	RI1154674R.pdf	\$1,387
65	CLEAN HARBORS ENVIRONMENTAL SERVICES INC	RI1154683.pdf	\$6,099
66	CLEAN HARBORS ENVIRONMENTAL SERVICES INC	RI1154685.pdf	\$3,508
67	CLEAN HARBORS ENVIRONMENTAL SERVICES INC	RI1154689R.pdf	\$1,128
68	CLEAN HARBORS ENVIRONMENTAL SERVICES INC	RI1154691.pdf	\$386
69	CLEAN HARBORS ENVIRONMENTAL SERVICES INC	RI1154695.pdf	\$1,440
70	CLEAN HARBORS ENVIRONMENTAL SERVICES INC	RI1154711.pdf	\$1,230
71	CLEAN HARBORS ENVIRONMENTAL SERVICES INC	RI1154716.pdf	\$1,484
72	CLEAN HARBORS ENVIRONMENTAL SERVICES INC	RI1154720.pdf	\$2,218
73	CLEAN HARBORS ENVIRONMENTAL SERVICES INC	RI1154722.pdf	\$4,908
74	CLEAN HARBORS ENVIRONMENTAL SERVICES INC	RI1154732.pdf	\$270
75	CLEAN HARBORS ENVIRONMENTAL SERVICES INC	RI1154734.pdf	\$2,054
76	CLEAN HARBORS ENVIRONMENTAL SERVICES INC	RI1154736.pdf	\$2,594
77	CLEAN HARBORS ENVIRONMENTAL SERVICES INC	RI1155418R.pdf	\$3,056
78	CLEAN HARBORS ENVIRONMENTAL SERVICES INC	RI1156168.pdf	\$8,428
79	CLEAN HARBORS ENVIRONMENTAL SERVICES INC	RI1156180.pdf	\$842
80	CLEAN HARBORS ENVIRONMENTAL SERVICES INC	RI1156195.pdf	\$2,820
81	CLEAN HARBORS ENVIRONMENTAL SERVICES INC	RI1156207.pdf	\$2,534
82	CLEAN HARBORS ENVIRONMENTAL SERVICES INC	RI1161189.pdf	\$9,069
83	CLEAN HARBORS ENVIRONMENTAL SERVICES INC	RI1162120.pdf	\$1,630
84	CLEAN HARBORS ENVIRONMENTAL SERVICES INC	RI1162205R.pdf	\$3,575
85	CLEAN HARBORS ENVIRONMENTAL SERVICES INC	RI1165339.pdf	\$423
86	CLOUGH HARBOUR & ASSOCIATES LLP	21426-11480832.pdf	\$78,249
87	CLOUGH HARBOUR & ASSOCIATES LLP	21426-2001-1A.pdf	\$12,663
88	COLE CONSTRUCTION CORP	3147.pdf	\$26,445
89	COLE CONSTRUCTION CORP	3152.pdf	\$525
90	COLE CONSTRUCTION CORP	3153.pdf	\$325

The Narragansett Electric Company
Summary of Final Storm Costs
August 2011 Tropical Storm Irene
Accounts Payable - Miscellaneous Accounts Payable

Grand Total: \$2,132,724

Line #	Vendor (a)	Image Reference (b)	Amount (c)
91	COLE CONSTRUCTION CORP	3155.pdf	\$1,640
92	COLE CONSTRUCTION CORP	3161.pdf	\$1,640
93	COLE CONSTRUCTION CORP	3162.pdf	\$1,640
94	COLONIAL HOTEL	6196.pdf	\$7,523
95	COMFORT INN - MARLBOROUGH	699520019.pdf	\$3,000
96	COMFORT INN - MARLBOROUGH	8725811.pdf	\$2,965
97	COMFORT INN AIRPORT	8085590.pdf	\$38,132
98	COMFORT INN AUBURN	198251743-12062011.pdf	\$44
99	COMFORT INN AUBURN	556217.pdf	\$528
100	CONECO ENGINEERS & SCIENTISTS INC	N/A	\$886
101	CONECO ENGINEERS & SCIENTISTS INC	123131.pdf	\$45,223
102	CONECO ENGINEERS & SCIENTISTS INC	123289.pdf	\$24,821
103	CONECO ENGINEERS & SCIENTISTS INC	123776.pdf	\$18,528
104	CONECO ENGINEERS & SCIENTISTS INC	123793.pdf	\$3,876
105	CONECO ENGINEERS & SCIENTISTS INC	123956.pdf	\$28,558
106	CONECO ENGINEERS & SCIENTISTS INC	124069.pdf	\$6,918
107	CONTROLPOINT TECHNOLOGIES INC	INV091117.28.pdf	\$3,236
108	CONTROLPOINT TECHNOLOGIES INC	INV11167.01.pdf	\$19,445
109	CONTROLPOINT TECHNOLOGIES INC	INV11167.02.pdf	\$4,510
110	CORPORATE CHEFS INC	410597.pdf	\$63,165
111	COUNTRY INN AND SUITES	60.pdf	\$45
112	COUNTRY INN AND SUITES	61.pdf	\$45
113	COUNTRY INN AND SUITES	62.pdf	\$45
114	COUNTRY INN AND SUITES	63.pdf	\$45
115	COUNTRY INN AND SUITES	64.pdf	\$89
116	COUNTRY INN AND SUITES	65.pdf	\$89
117	COUNTRY INN AND SUITES	66.pdf	\$89
118	COUNTRY INN AND SUITES	67.pdf	\$134
119	COURTYARD BY MARRIOTT	00008936.pdf	\$163
120	COURTYARD BY MARRIOTT	8937.pdf	\$9,157
121	COURTYARD MARRIOTT PROVIDENCE DOWNTOWN	Folio G6683.pdf	\$523
122	CREDIT COLLECTION SERVICES	IVC01858.pdf	\$25,805
123	CRYSTAL ROCK BOTTLED WATER	5001116909092011.pdf	\$3,568
124	CURRY PRINTING	197336.pdf	\$1,631
125	CURRY PRINTING	198289.pdf	\$116
126	DIESEL DIRECT INC	1670547.pdf	\$58,564
127	DIFFLEY & DAUGHTERS SEPTIC	7945.pdf	\$250
128	DOUBLETREE HOTEL BOSTON/WESTBOROUGH	37513.pdf	\$8,549
129	DOUBLETREE HOTEL BOSTON/WESTBOROUGH	37514.pdf	\$3,205
130	DOUBLETREE HOTEL BOSTON/WESTBOROUGH	37515.pdf	\$1,628
131	DOUBLETREE HOTEL BOSTON/WESTBOROUGH	37516.pdf	\$865
132	DUNKIN' DONUTS CENTER PROVIDENCE	NG90311.pdf	\$36,271
133	EAST PROVIDENCE FUEL OIL COMPANY	13128-00 083111.pdf	\$600
134	ENERGY INITIATIVES GROUP LLC	2011-5570.pdf	\$121,450
135	FAIRFIELD INN MARRIOTT - TEWKSBURY	00003360.pdf	\$41

The Narragansett Electric Company
Summary of Final Storm Costs
August 2011 Tropical Storm Irene
Accounts Payable - Miscellaneous Accounts Payable

Grand Total: \$2,132,724

Line #	Vendor (a)	Image Reference (b)	Amount (c)
136	FAIRFIELD INN MARRIOTT - TEWKSBURY	00003366.pdf	\$41
137	FAIRFIELD INN MARRIOTT - TEWKSBURY	00003367.pdf	\$1,015
138	FAIRFIELD INN MARRIOTT - TEWKSBURY	00003368.pdf	\$893
139	FAIRFIELD INN MARRIOTT - TEWKSBURY	00003369.pdf	\$5,439
140	FAIRFIELD INN MARRIOTT - TEWKSBURY	00003370.pdf	\$41
141	FEDERAL SIGNAL CORPORATION	93991431.pdf	\$3,219
142	FEDEX	580201KKF2.pdf	\$8,636
143	FOUR POINTS BY SHERATON LEOMINSTER	103257.pdf	\$3,220
144	HAMPTON INN AUBURN MA	33778.pdf	\$971
145	HAMPTON INN FALL RIVER WESTPORT	201109.pdf	\$4,536
146	HAVERFIELD INTERNATIONAL INCORPORATED	837801.pdf	\$18,215
147	HAVERFIELD INTERNATIONAL INCORPORATED	837853.pdf	\$293
148	HOLIDAY INN - TAUNTON	6130.pdf	\$8,188
149	HOLIDAY INN BOSTON - BROCKTON	090311.pdf	\$640
150	HOLIDAY INN BOSTON - BROCKTON	19231.pdf	\$2,515
151	HOLIDAY INN EXPRESS HOTEL & SUITES	142.pdf	\$5,722
152	HOLIDAY INN HOTEL & SUITES MARLBOROUGH	4343.pdf	\$2,272
153	JOHN BROWN AND SONS INC	8918.pdf	\$3,497
154	JOHN N CUBELLIS	10791.pdf	\$455
155	L SWEET LUMBER COMPANY INC	4362660.pdf	\$391
156	LAB SAFETY SUPPLY INC	1017812724.pdf	\$491
157	LAB SAFETY SUPPLY INC	1017812725.pdf	\$438
158	LAB SAFETY SUPPLY INC	1017824554.pdf	\$664
159	LANDSCAPING ETC INC	15592.pdf	\$3,152
160	LOCKE CRANE SERVICES LLC	4935.pdf	\$34,640
161	MARRIOTT HOTEL SERVICES INC	337K809465.pdf	\$12,492
162	PASCOAG UTILITY DISTRICT	222.pdf	\$5,089
163	POLAND SPRING WATER COMPANY	0110439527607.pdf	\$6,151
164	PRO UNLIMITED INC	N/A	\$905
165	PRO UNLIMITED INC	N/A	\$8,048
166	PRO UNLIMITED INC	N/A	\$169
167	PRO UNLIMITED INC	N/A	\$995
168	PRO UNLIMITED INC	N/A	\$9,344
169	PRO UNLIMITED INC	N/A	\$7,324
170	PRO UNLIMITED INC	N/A	\$903
171	PRO UNLIMITED INC	N/A	\$8,476
172	PRO UNLIMITED INC	N/A	\$7,418
173	PRO UNLIMITED INC	N/A	\$1,078
174	PRO UNLIMITED INC	N/A	\$32
175	PRO UNLIMITED INC	N/A	\$1,078
176	PRO UNLIMITED INC	N/A	\$31
177	PRO UNLIMITED INC	N/A	\$4,527
178	PRO UNLIMITED INC	N/A	\$1,156
179	PRO UNLIMITED INC	N/A	\$96
180	PRO UNLIMITED INC	N/A	\$5,874

The Narragansett Electric Company
Summary of Final Storm Costs
August 2011 Tropical Storm Irene
Accounts Payable - Miscellaneous Accounts Payable

Grand Total: \$2,132,724

Line #	Vendor (a)	Image Reference (b)	Amount (c)
181	PRO UNLIMITED INC	N/A	\$11
182	PRO UNLIMITED INC	N/A	\$488
183	PRO UNLIMITED INC	N/A	\$961
184	PRO UNLIMITED INC	N/A	\$6,588
185	PRO UNLIMITED INC	N/A	\$313
186	PRO UNLIMITED INC	N/A	\$1,360
187	PRO UNLIMITED INC	N/A	\$7,421
188	PRO UNLIMITED INC	N/A	\$2,299
189	PRO UNLIMITED INC	N/A	\$257
190	PRO UNLIMITED INC	N/A	\$8,628
191	PRO UNLIMITED INC	N/A	\$209
192	PRO UNLIMITED INC	N/A	\$11,778
193	PRO UNLIMITED INC	N/A	\$530
194	PROVIDENCE MARRIOTT DOWNTOWN	1534.pdf	\$88,795
195	PRUDENCE ISLAND FERRY INC	09.19.11.pdf	\$768
196	PUBLIC HOUSE HISTORIC INN	2239.pdf	\$213
197	RADISSON HOTEL PROVIDENCE AIRPORT	12226.pdf	\$134
198	RADISSON HOTEL PROVIDENCE AIRPORT	12228.pdf	\$134
199	RADISSON HOTEL PROVIDENCE AIRPORT	12229.pdf	\$134
200	RESIDENCE INN BY MARRIOTT - MARLBOROUGH	00002556.pdf	\$865
201	RESIDENCE INN BY MARRIOTT - MARLBOROUGH	00002561.pdf	\$513
202	RESIDENCE INN BY MARRIOTT - MARLBOROUGH	00002562.pdf	\$1,360
203	RESIDENCE INN BY MARRIOTT - MARLBOROUGH	00002563.pdf	\$900
204	RSC EQUIPMENT RENTAL	49136550-001.pdf	\$1,806
205	RSC EQUIPMENT RENTAL	49138704-001.pdf	\$1,697
206	SAIC ENERGY ENVIRONMENT	13-485.pdf	\$12,527
207	SECURITAS SECURITY SYSTEMS USA INC	E-2111293.pdf	\$2,693
208	SECURITAS SECURITY SYSTEMS USA INC	E2111877.pdf	\$1,023
209	SECURITAS SECURITY SYSTEMS USA INC	E2111981.pdf	\$3,627
210	SECURITAS SECURITY SYSTEMS USA INC	E2111983.pdf	\$3,697
211	SECURITAS SECURITY SYSTEMS USA INC	E2111984.pdf	\$2,132
212	SECURITAS SECURITY SYSTEMS USA INC	E2111985.pdf	\$1,866
213	SECURITAS SECURITY SYSTEMS USA INC	E2111986.pdf	\$1,830
214	SECURITAS SECURITY SYSTEMS USA INC	E2111988.pdf	\$1,648
215	SECURITAS SECURITY SYSTEMS USA INC	E2111989.pdf	\$1,516
216	SECURITAS SECURITY SYSTEMS USA INC	E-2112056.pdf	\$222
217	SECURITAS SECURITY SYSTEMS USA INC	E2112058.pdf	\$7,115
218	SECURITAS SECURITY SYSTEMS USA INC	E2112059.pdf	\$6,989
219	SECURITAS SECURITY SYSTEMS USA INC	E2119128.pdf	\$155
220	SECURITAS SECURITY SYSTEMS USA INC	E2119182.pdf	\$726
221	SECURITAS SECURITY SYSTEMS USA INC	E-2125015.pdf	\$489
222	SECURITAS SECURITY SYSTEMS USA INC	E-2125017.pdf	\$649
223	SECURITAS SECURITY SYSTEMS USA INC	E-2155114.pdf	\$538
224	SECURITAS SECURITY SYSTEMS USA INC	E-2155120.pdf	\$1,544
225	SHERATON PROVIDENCE AIRPORT HOTEL	1750616.pdf	\$13,208

The Narragansett Electric Company
Summary of Final Storm Costs
August 2011 Tropical Storm Irene
Accounts Payable - Miscellaneous Accounts Payable

Grand Total: \$2,132,724

Line #	Vendor (a)	Image Reference (b)	Amount (c)
226	SOUTHBRIDGE HOTEL & CONFERENCE CENTER	13411099020.pdf	\$4,758
227	SOUTHBRIDGE HOTEL & CONFERENCE CENTER	01341108.pdf	\$6,276
228	SPECTRUM ANALYTICAL INC	S1200235.pdf	\$50
229	STAPLES INC	N/A	\$1,644
230	STURBRIDGE HOST HOTEL & CONFERENCE CNTR	082611.pdf	\$44,775
231	THE HERTZ CORPORATION	901001342386.pdf	\$254
232	THE HERTZ CORPORATION	901001342565.pdf	\$238
233	THE HERTZ CORPORATION	901001342566.pdf	\$282
234	THE HERTZ CORPORATION	901001357525.pdf	\$523
235	THE HERTZ CORPORATION	901001357560.pdf	\$708
236	THE HERTZ CORPORATION	911001346624.pdf	\$288
237	THE HERTZ CORPORATION	911001361578.pdf	\$525
238	THE HERTZ CORPORATION	921001343825.pdf	\$254
239	THE HERTZ CORPORATION	931001339630.pdf	\$358
240	THE HERTZ CORPORATION	931001339860.pdf	\$97
241	THE HERTZ CORPORATION	931001343053.pdf	\$288
242	THE HERTZ CORPORATION	941001341524.pdf	\$97
243	THE HERTZ CORPORATION	941001341538.pdf	\$388
244	THE HERTZ CORPORATION	941001341550.pdf	\$97
245	THE HERTZ CORPORATION	941001343876.pdf	\$288
246	THE HERTZ CORPORATION	951001345482.pdf	\$276
247	THE HERTZ CORPORATION	971001342523.pdf	\$282
248	THE HERTZ CORPORATION	971001358022.pdf	\$655
249	THE HERTZ CORPORATION	981001341865.pdf	\$288
250	THE HERTZ CORPORATION	981001357310.pdf	\$569
251	THE HERTZ CORPORATION	991001340489.pdf	\$400
252	THE HERTZ CORPORATION	991001343312.pdf	\$276
253	THE HERTZ CORPORATION	991001343922.pdf	\$113
254	THRIFTY CAR RENTAL	14386320.pdf	\$373
255	TOM'S MARKET CATERING	NG082611B.pdf	\$27,730
256	TOM'S MARKET CATERING	NG083011B.pdf	\$6,251
257	TOWN OF BRISTOL	NGE-2010137.pdf	\$1,966
258	TOWN OF CHARLESTOWN	120056.pdf	\$524
259	TOWN OF COVENTRY	11-196.pdf	\$672
260	TOWN OF COVENTRY	11-208.pdf	\$353
261	TOWN OF CUMBERLAND	11-104-DV.pdf	\$1,312
262	TOWN OF CUMBERLAND	11-113-DV.pdf	\$954
263	TOWN OF CUMBERLAND	11-95-DV.pdf	\$1,666
264	TOWN OF EAST GREENWICH	11-118-dv.pdf	\$2,074
265	TOWN OF EXETER	NG020901.pdf	\$1,120
266	TOWN OF EXETER	NG020902.pdf	\$621
267	TOWN OF EXETER	NG020903.pdf	\$698
268	TOWN OF EXETER	NG020904.pdf	\$351
269	TOWN OF FOSTER	11-08.pdf	\$584
270	TOWN OF HOPKINTON	5-10-DV.pdf	\$207

The Narragansett Electric Company
Summary of Final Storm Costs
August 2011 Tropical Storm Irene
Accounts Payable - Miscellaneous Accounts Payable

Grand Total: \$2,132,724

<u>Line #</u>	<u>Vendor</u> (a)	<u>Image Reference</u> (b)	<u>Amount</u> (c)
271	TOWN OF LITTLE COMPTON	11-11-dv.pdf	\$397
272	TOWN OF NORTH KINGSTOWN	11-240-DV.pdf	\$262
273	TOWN OF NORTH KINGSTOWN	11-257-DV.pdf	\$362
274	TOWN OF NORTH SMITHFIELD	6246.pdf	\$360
275	TOWN OF PORTSMOUTH	09.12.2011.pdf	\$221
276	TOWN OF SCITUATE	11-72-DV.pdf	\$2,394
277	TOWN OF SOUTH KINGSTOWN	30-08-DV.pdf	\$4,970
278	TOWN OF TIVERTON	n96.pdf	\$2,391
279	TOWN OF WARREN	11-102-DV.pdf	\$876
280	TOWN OF WEST WARWICK	11-228-DV.pdf	\$1,657
281	TOWN OF WEST WARWICK	11-245-DV.pdf	\$552
282	TOWN OF WESTERLY	2884.pdf	\$231
283	TRC ENGINEERS INC	58297.pdf	\$16,540
284	TWIN RIVER	09.01.11.pdf	\$24,636
285	TWIN RIVER	09.02.11.pdf	\$24,831
286	TWIN RIVER	09.03.11.pdf	\$26,769
287	TWIN RIVER	09.04.11.pdf	\$26,451
288	TYNDALE COMPANY INC	505073.pdf	\$10,326
289	UNITED RENTALS	95226870-001.pdf	\$319
290	UNITED RENTALS	95226870-002.pdf	\$1,235
291	UNITED RENTALS	95322023-001.pdf	\$3,746
292	UNIVERSAL CONSTRUCTION COMPANY	11046.pdf	\$2,180
293	UNIVERSAL CONSTRUCTION COMPANY	11330.pdf	\$7,332
294	XPEDX	8003207631.pdf	\$1,352
295	XPRESS SWEEPING INC	9927.pdf	\$1,000

The Narragansett Electric Company
d/b/a National Grid
Final Storm Cost Accounting: 2010 and 2011 Storm Events
R.I.P.U.C. Docket No. 2509
Schedule 5-F
Page 1 of 1

The Narragansett Electric Company
Summary of Final Storm Costs
August 2011 Tropical Storm Irene
Payroll Cost Summary by Source Company

Grand Total: \$6,483,547

<u>Line #</u>	<u>Orig Bus Unit</u> (a)	<u>Orig Bus Unit Descr</u> (b)	<u>Base Pay</u> (c)	<u>Overtime</u> (d)	<u>Miscellaneous Pay</u> (e)
1	00004	Nantucket Electric Company	\$0	\$1,938	\$0
2	00005	Massachusetts Electric Company	\$35,373	\$272,665	\$0
3	00036	Niagara Mohawk Power Corp	\$15,294	\$25,010	\$460
4	00041	Granite State Electric Company	\$223	\$7,925	\$0
5	00048	Narragansett Gas Company	\$169,874	\$492,490	\$6,215
6	00049	Narragansett Electric Company	\$45,161	\$2,677,741	\$8,941
7	00099	National Grid USA Service Co.	\$502,214	\$1,775,987	\$101,406
8	00431	KeySpan	\$121,713	\$209,651	\$13,263
9		Total	<u><u>\$889,853</u></u>	<u><u>\$5,463,408</u></u>	<u><u>\$130,286</u></u>

The Narragansett Electric Company
d/b/a National Grid
Final Storm Cost Accounting: 2010 and 2011 Storm Events
R.I.P.U.C. Docket No. 2509
Schedule 5-F-1
Page 1 of 27

The Narragansett Electric Company
Summary of Final Storm Costs
August 2011 Tropical Storm Irene
Payroll Costs by Employee ID

Grand Total: \$6,483,547

Line #	Job Cd Descr	Empl Id	Orig Business Unit	Orig Bus Unit Descr	Base Pay	Overtime	Miscellaneous Pay
	(a)	(b)	(c)	(d)	(e)	(f)	(g)
1	Performance Svr	100002894	00004	Nantucket Electric Company	\$0	\$1,938	\$0
2	Meter Worker Assoc 80	100000203	00005	Massachusetts Electric Company	\$0	\$1,107	\$0
3	Lead Splicer	100000209	00005	Massachusetts Electric Company	\$478	\$2,150	\$0
4	Lead Splicer	100000381	00005	Massachusetts Electric Company	\$478	\$2,150	\$0
5	Svr Metering Svcs	100000638	00005	Massachusetts Electric Company	\$0	\$350	\$0
6	Meter Worker Assoc 80	100000758	00005	Massachusetts Electric Company	\$0	\$492	\$0
7	Meterworker 1/C	100000917	00005	Massachusetts Electric Company	\$0	\$1,591	\$0
8	Troubleshooter	100001167	00005	Massachusetts Electric Company	\$499	\$2,539	\$0
9	Performance Svr	100001228	00005	Massachusetts Electric Company	\$0	\$2,503	\$0
10	Crew Leader	100001230	00005	Massachusetts Electric Company	\$499	\$2,247	\$0
11	Meterworker 1/C	100001237	00005	Massachusetts Electric Company	\$0	\$2,386	\$0
12	Metering Services Rep	100001239	00005	Massachusetts Electric Company	\$0	\$1,355	\$0
13	Crew Leader	100001298	00005	Massachusetts Electric Company	\$499	\$2,331	\$0
14	Working Leader	100001682	00005	Massachusetts Electric Company	\$0	\$2,188	\$0
15	Lineworker 1/C	100001688	00005	Massachusetts Electric Company	\$456	\$2,259	\$0
16	O&M Worker 1/C	100001698	00005	Massachusetts Electric Company	\$222	\$1,000	\$0
17	Working Leader 80	100001767	00005	Massachusetts Electric Company	\$0	\$1,170	\$0
18	Senior Design Technician	100001904	00005	Massachusetts Electric Company	\$0	\$2,534	\$0
19	W Ldr & Testmn	100002117	00005	Massachusetts Electric Company	\$249	\$1,121	\$0
20	Meterworker 1/C	100002261	00005	Massachusetts Electric Company	\$0	\$1,541	\$0
21	Crew Leader	100002316	00005	Massachusetts Electric Company	\$499	\$2,539	\$0
22	Lineworker 1/C	100002364	00005	Massachusetts Electric Company	\$499	\$2,331	\$0
23	Working Leader	100002450	00005	Massachusetts Electric Company	\$0	\$2,350	\$0
24	Meter Worker Assoc 80	100002587	00005	Massachusetts Electric Company	\$0	\$1,147	\$0
25	Lineworker 1/C	100002631	00005	Massachusetts Electric Company	\$456	\$2,319	\$0
26	Meter Worker Assoc	100002642	00005	Massachusetts Electric Company	\$0	\$1,108	\$0
27	Senior Design Technician	100002743	00005	Massachusetts Electric Company	\$0	\$2,391	\$0
28	W Ldr & Testmn	100002854	00005	Massachusetts Electric Company	\$249	\$1,121	\$0
29	Crew Leader	100002871	00005	Massachusetts Electric Company	\$499	\$2,456	\$0
30	Crew Leader	100002952	00005	Massachusetts Electric Company	\$499	\$2,456	\$0
31	Crew Leader	100003061	00005	Massachusetts Electric Company	\$499	\$2,539	\$0
32	Performance Svr	100003126	00005	Massachusetts Electric Company	\$1,654	\$6,738	\$0
33	Troubleshooter	100003292	00005	Massachusetts Electric Company	\$499	\$2,622	\$0
34	Metering Services Rep	100003573	00005	Massachusetts Electric Company	\$0	\$557	\$0
35	Crew Leader	100003872	00005	Massachusetts Electric Company	\$499	\$2,331	\$0
36	Meter Reader 80	100004081	00005	Massachusetts Electric Company	\$0	\$435	\$0
37	Senior Design Technician	100004270	00005	Massachusetts Electric Company	\$0	\$2,272	\$0
38	Troubleshooter	100004279	00005	Massachusetts Electric Company	\$499	\$2,331	\$0
39	Working Leader 80	100004339	00005	Massachusetts Electric Company	\$0	\$1,546	\$0
40	Emergency Worker	100004367	00005	Massachusetts Electric Company	\$518	\$2,648	\$0
41	Lineworker 1/C	100004389	00005	Massachusetts Electric Company	\$0	\$95	\$0
42	Working Leader	100004395	00005	Massachusetts Electric Company	\$502	\$2,259	\$0
43	Crew Leader	100004511	00005	Massachusetts Electric Company	\$499	\$2,331	\$0
44	Crew Leader	100004556	00005	Massachusetts Electric Company	\$499	\$2,539	\$0
45	Crew Leader	100004581	00005	Massachusetts Electric Company	\$499	\$2,539	\$0
46	Meter Reader 80	100004866	00005	Massachusetts Electric Company	\$0	\$1,535	\$0
47	Crew Leader	100005193	00005	Massachusetts Electric Company	\$499	\$2,331	\$0
48	Utility Technician	100005220	00005	Massachusetts Electric Company	\$333	\$0	\$0
49	Crew Leader	100005379	00005	Massachusetts Electric Company	\$499	\$2,539	\$0
50	Performance Svr	100005521	00005	Massachusetts Electric Company	\$2,469	\$7,451	\$0
51	Emergency Worker	100005645	00005	Massachusetts Electric Company	\$518	\$2,638	\$0
52	Working Leader	100005796	00005	Massachusetts Electric Company	\$0	\$1,728	\$0
53	Crew Leader	100005862	00005	Massachusetts Electric Company	\$0	\$1,883	\$0
54	O&M Worker 1/C	100006065	00005	Massachusetts Electric Company	\$222	\$1,005	\$0
55	Crew Leader	100006403	00005	Massachusetts Electric Company	\$499	\$2,539	\$0
56	Lineworker 1/C	100006450	00005	Massachusetts Electric Company	\$456	\$2,243	\$0
57	Meter Worker Assoc 80	100006496	00005	Massachusetts Electric Company	\$0	\$1,191	\$0
58	Meterworker 1/C	100006678	00005	Massachusetts Electric Company	\$0	\$1,988	\$0
59	Meterworker 1/C	100006790	00005	Massachusetts Electric Company	\$0	\$1,630	\$0
60	Crew Leader	100006974	00005	Massachusetts Electric Company	\$0	\$832	\$0
61	Meterworker 1/C	100007276	00005	Massachusetts Electric Company	\$0	\$2,063	\$0
62	Meterworker 1/C	100007279	00005	Massachusetts Electric Company	\$0	\$1,367	\$0
63	Meterworker 1/C	100007714	00005	Massachusetts Electric Company	\$0	\$795	\$0
64	Meter Worker Assoc 80	100007765	00005	Massachusetts Electric Company	\$0	\$1,516	\$0
65	Crew Leader	100007789	00005	Massachusetts Electric Company	\$499	\$2,539	\$0
66	O&M Worker Apprentice	100007909	00005	Massachusetts Electric Company	\$255	\$1,146	\$0
67	Meterworker 1/C	100008010	00005	Massachusetts Electric Company	\$0	\$1,790	\$0
68	Performance Svr	100008160	00005	Massachusetts Electric Company	\$0	\$869	\$0
69	Working Leader	100008216	00005	Massachusetts Electric Company	\$249	\$1,132	\$0
70	Lineworker 1/C	100008273	00005	Massachusetts Electric Company	\$456	\$2,319	\$0

The Narragansett Electric Company
d/b/a National Grid
Final Storm Cost Accounting: 2010 and 2011 Storm Events
R.I.P.U.C. Docket No. 2509
Schedule 5-F-1
Page 2 of 27

The Narragansett Electric Company
Summary of Final Storm Costs
August 2011 Tropical Storm Irene
Payroll Costs by Employee ID

Grand Total: \$6,483,547

Line #	Job Cd Descr	Empl Id	Orig Business Unit	Orig Bus Unit Descr	Base Pay	Overtime	Miscellaneous Pay
	(a)	(b)	(c)	(d)	(e)	(f)	(g)
71	Working Leader 80	100008396	00005	Massachusetts Electric Company	\$0	\$648	\$0
72	Meterworker 1/C	100008412	00005	Massachusetts Electric Company	\$0	\$895	\$0
73	Crew Leader	100008540	00005	Massachusetts Electric Company	\$499	\$2,247	\$0
74	Lineworker 1/C	100008592	00005	Massachusetts Electric Company	\$456	\$1,977	\$0
75	Meter Worker Assoc 80	100008699	00005	Massachusetts Electric Company	\$0	\$1,065	\$0
76	Lineworker 1/C	100008710	00005	Massachusetts Electric Company	\$0	\$1,883	\$0
77	Troubleshooter	100008879	00005	Massachusetts Electric Company	\$499	\$2,913	\$0
78	Performance Svr	100009011	00005	Massachusetts Electric Company	\$0	\$1,069	\$0
79	Troubleshooter	100009100	00005	Massachusetts Electric Company	\$250	\$1,498	\$0
80	Crew Leader	100009148	00005	Massachusetts Electric Company	\$499	\$2,164	\$0
81	Supervisor Design	100009210	00005	Massachusetts Electric Company	\$1,369	\$3,781	\$0
82	O&M Worker 1/C	100009333	00005	Massachusetts Electric Company	\$222	\$1,000	\$0
83	O&M Worker 1/C	100009484	00005	Massachusetts Electric Company	\$222	\$1,000	\$0
84	Meter Worker Assoc 80	100009505	00005	Massachusetts Electric Company	\$0	\$1,748	\$0
85	Meterworker 1/C	100009511	00005	Massachusetts Electric Company	\$0	\$1,591	\$0
86	Crew Leader	100009651	00005	Massachusetts Electric Company	\$499	\$2,247	\$0
87	Meterworker 1/C	100009689	00005	Massachusetts Electric Company	\$0	\$2,088	\$0
88	Meter Worker Assoc 80	100009712	00005	Massachusetts Electric Company	\$0	\$1,250	\$0
89	Meterworker 1/C	100010131	00005	Massachusetts Electric Company	\$0	\$1,566	\$0
90	Meterworker 1/C	100010185	00005	Massachusetts Electric Company	\$0	\$1,914	\$0
91	Crew Leader	100010333	00005	Massachusetts Electric Company	\$499	\$2,556	\$0
92	Meterworker 1/C	100010396	00005	Massachusetts Electric Company	\$0	\$2,085	\$0
93	Metering Services Rep	100010482	00005	Massachusetts Electric Company	\$0	\$1,567	\$0
94	Meterworker 1/C	100010651	00005	Massachusetts Electric Company	\$0	\$1,576	\$0
95	Troubleshooter	100010771	00005	Massachusetts Electric Company	\$0	\$499	\$0
96	Metering Services Rep	100011002	00005	Massachusetts Electric Company	\$0	\$1,537	\$0
97	Crew Leader	100011023	00005	Massachusetts Electric Company	\$0	\$1,165	\$0
98	Lead Splicer	100011215	00005	Massachusetts Electric Company	\$478	\$2,150	\$0
99	Crew Leader	100011554	00005	Massachusetts Electric Company	\$499	\$2,539	\$0
100	Performance Svr	100011563	00005	Massachusetts Electric Company	\$504	\$731	\$0
101	Meterworker 1/C	100012006	00005	Massachusetts Electric Company	\$0	\$1,856	\$0
102	Meter Worker Assoc 80	100015391	00005	Massachusetts Electric Company	\$0	\$1,546	\$0
103	Performance Svr	100016626	00005	Massachusetts Electric Company	\$0	\$7,428	\$0
104	Distribution Design Eng	100016712	00005	Massachusetts Electric Company	\$238	\$0	\$0
105	Performance Svr	100016725	00005	Massachusetts Electric Company	\$0	\$2,394	\$0
106	Crew Leader	100016870	00005	Massachusetts Electric Company	\$0	\$156	\$0
107	Manager	100016956	00005	Massachusetts Electric Company	\$3,256	\$8,424	\$0
108	Material Handler B	100017134	00005	Massachusetts Electric Company	\$0	\$1,357	\$0
109	Meter Reader 80	100017780	00005	Massachusetts Electric Company	\$0	\$1,450	\$0
110	Performance Svr	100018307	00005	Massachusetts Electric Company	\$0	\$2,513	\$0
111	Meter Worker Assoc 80	100018345	00005	Massachusetts Electric Company	\$0	\$1,209	\$0
112	Meter Worker Assoc 80	100018399	00005	Massachusetts Electric Company	\$0	\$1,578	\$0
113	Lineworker 1/C	100018516	00005	Massachusetts Electric Company	\$456	\$2,129	\$0
114	Cable Splicer 1/C	100018588	00005	Massachusetts Electric Company	\$435	\$1,956	\$0
115	Lead Splicer	100018841	00005	Massachusetts Electric Company	\$478	\$2,150	\$0
116	Meter Worker Assoc 80	100018990	00005	Massachusetts Electric Company	\$0	\$1,475	\$0
117	Meter Reader 80	100019038	00005	Massachusetts Electric Company	\$0	\$1,434	\$0
118	Meter Worker Assoc 80	100019064	00005	Massachusetts Electric Company	\$0	\$1,270	\$0
119	Meter Worker Assoc 80	100019074	00005	Massachusetts Electric Company	\$0	\$1,168	\$0
120	Supervisor Design	100019194	00005	Massachusetts Electric Company	\$654	\$2,726	\$0
121	Supt Distribution Design	100019647	00005	Massachusetts Electric Company	\$0	\$1,166	\$0
122	Manager	100046147	00005	Massachusetts Electric Company	\$0	\$2,505	\$0
123	Meter Worker Assoc 80	100046603	00005	Massachusetts Electric Company	\$0	\$1,065	\$0
124	Cable Splicer 1/C	100046650	00005	Massachusetts Electric Company	\$435	\$1,956	\$0
125	Cable Splicer 1/C	100046658	00005	Massachusetts Electric Company	\$435	\$1,956	\$0
126	Cable Splicer 1/C	100046676	00005	Massachusetts Electric Company	\$435	\$1,956	\$0
127	Meter Worker Assoc 80	100046718	00005	Massachusetts Electric Company	\$0	\$1,496	\$0
128	Sr Analyst	100046826	00005	Massachusetts Electric Company	\$234	\$174	\$0
129	Meter Worker Assoc 80	100046876	00005	Massachusetts Electric Company	\$0	\$1,250	\$0
130	Lineworker 1/C	100046922	00005	Massachusetts Electric Company	\$456	\$2,129	\$0
131	Cable Splicer 1/C	100046929	00005	Massachusetts Electric Company	\$435	\$1,956	\$0
132	Meter Reader 80	100046994	00005	Massachusetts Electric Company	\$0	\$1,311	\$0
133	Meter Worker Assoc 80	100047007	00005	Massachusetts Electric Company	\$0	\$1,455	\$0
134	Meter Reader 80	100047043	00005	Massachusetts Electric Company	\$0	\$1,051	\$0
135	Lineworker 1/C	100048177	00005	Massachusetts Electric Company	\$0	\$1,064	\$0
136	Lineworker 2/C	100048179	00005	Massachusetts Electric Company	\$0	\$111	\$0
137	O&M Worker 2/C/Tester	100049650	00005	Massachusetts Electric Company	\$182	\$821	\$0
138	O&M Worker 1/C	100049678	00005	Massachusetts Electric Company	\$222	\$1,006	\$0
139	O&M Worker 1/C	100049771	00005	Massachusetts Electric Company	\$222	\$1,000	\$0
140	Meter Reader 80	100050084	00005	Massachusetts Electric Company	\$0	\$553	\$0

The Narragansett Electric Company
d/b/a National Grid
Final Storm Cost Accounting: 2010 and 2011 Storm Events
R.I.P.U.C. Docket No. 2509
Schedule 5-F-1
Page 3 of 27

The Narragansett Electric Company
Summary of Final Storm Costs
August 2011 Tropical Storm Irene
Payroll Costs by Employee ID

Grand Total: \$6,483,547

Line #	Job Cd Descr	Empl Id	Orig Business Unit	Orig Bus Unit Descr	Base Pay	Overtime	Miscellaneous Pay
(a)	(b)	(c)	(d)	(e)	(f)	(g)	
141	O&M Worker 2/C/Tester	100050189	00005	Massachusetts Electric Company	\$182	\$821	\$0
142	Lineworker 1/C	100050267	00005	Massachusetts Electric Company	\$456	\$2,053	\$0
143	Meter Worker Assoc 80	100050756	00005	Massachusetts Electric Company	\$0	\$635	\$0
144	Meter Worker Assoc 80	100050760	00005	Massachusetts Electric Company	\$0	\$1,639	\$0
145	Meter Reader 80	100050801	00005	Massachusetts Electric Company	\$0	\$1,251	\$0
146	Meter Reader 80	100053357	00005	Massachusetts Electric Company	\$0	\$1,124	\$0
147	Work Readiness Tech	100054599	00005	Massachusetts Electric Company	\$0	\$1,603	\$0
148	Lineworker 2/C	100711181	00005	Massachusetts Electric Company	\$0	\$74	\$0
149	Meter Reader 80	100711266	00005	Massachusetts Electric Company	\$0	\$1,803	\$0
150	Performance Svr	100711429	00005	Massachusetts Electric Company	\$0	\$1,648	\$0
151	Meter Reader 80	100711606	00005	Massachusetts Electric Company	\$0	\$526	\$0
152	Lineworker 1/C	100711669	00005	Massachusetts Electric Company	\$456	\$2,319	\$0
153	Meter Reader 80	100711687	00005	Massachusetts Electric Company	\$0	\$1,947	\$0
154	Analyst	100019965	00036	Niagara Mohawk Power Corp	\$283	\$0	\$0
155	Performance Svr	100020809	00036	Niagara Mohawk Power Corp	\$321	\$2,932	\$0
156	Maps and Records Sr Designer	100020911	00036	Niagara Mohawk Power Corp	\$634	\$1,634	\$14
157	Maps and Records Sr Designer	100021218	00036	Niagara Mohawk Power Corp	\$713	\$357	\$0
158	Sr Safety Rep	100021305	00036	Niagara Mohawk Power Corp	\$0	\$789	\$0
159	Analyst	100022679	00036	Niagara Mohawk Power Corp	\$282	\$0	\$0
160	Maps and Records Designer	100024197	00036	Niagara Mohawk Power Corp	\$2,589	\$5,966	\$76
161	Manager	100024328	00036	Niagara Mohawk Power Corp	\$809	\$3,819	\$0
162	Asc Analyst	100028859	00036	Niagara Mohawk Power Corp	\$148	\$459	\$0
163	Maps and Records Sr Designer	100030939	00036	Niagara Mohawk Power Corp	\$951	\$1,961	\$14
164	VP Control Center Operations	100031997	00036	Niagara Mohawk Power Corp	\$2,453	\$0	\$0
165	Consumer Representative A	100033072	00036	Niagara Mohawk Power Corp	\$1,585	\$3,744	\$14
166	Manager	100033641	00036	Niagara Mohawk Power Corp	\$0	\$200	\$0
167	Maps and Records Sr Designer	100033991	00036	Niagara Mohawk Power Corp	\$4,418	\$713	\$28
168	Sr Analyst	100034239	00036	Niagara Mohawk Power Corp	\$110	\$0	\$0
169	Administrative Clerk A ED	100051272	00036	Niagara Mohawk Power Corp	\$0	\$643	\$90
170	Office Technician B	100054906	00036	Niagara Mohawk Power Corp	\$0	\$586	\$56
171	Administrative Clerk A ED	100054909	00036	Niagara Mohawk Power Corp	\$0	\$340	\$42
172	Administrative Clerk A ED	100713372	00036	Niagara Mohawk Power Corp	\$0	\$866	\$126
173	Material Handler B	100000956	00041	Granite State Electric Company	\$0	\$1,933	\$0
174	Working Leader 80	100002971	00041	Granite State Electric Company	\$223	\$585	\$0
175	Meter Worker Assoc 80	100009108	00041	Granite State Electric Company	\$0	\$1,008	\$0
176	Working Leader	100011037	00041	Granite State Electric Company	\$0	\$2,107	\$0
177	Meterworker 2/C	100051028	00041	Granite State Electric Company	\$0	\$2,292	\$0
178	Meter Services Technician	100002568	00048	Narragansett Gas Company	\$1,182	\$2,631	\$0
179	Meter Services Representative	100018597	00048	Narragansett Gas Company	\$1,074	\$2,175	\$0
180	Crew Technician B	100046662	00048	Narragansett Gas Company	\$816	\$2,321	\$66
181	Crew Technician B	100048249	00048	Narragansett Gas Company	\$816	\$3,188	\$143
182	Meter Services Technician	100048255	00048	Narragansett Gas Company	\$1,372	\$4,386	\$0
183	Technician A	100048260	00048	Narragansett Gas Company	\$611	\$2,922	\$99
184	Meter Services Technician	100048262	00048	Narragansett Gas Company	\$1,187	\$4,387	\$0
185	Sr Supervisor	100048266	00048	Narragansett Gas Company	\$0	\$3,511	\$0
186	Meter Services Technician	100048268	00048	Narragansett Gas Company	\$470	\$1,697	\$0
187	Meter Services Technician	100048272	00048	Narragansett Gas Company	\$117	\$526	\$0
188	Ops & Construct Inspector A	100048274	00048	Narragansett Gas Company	\$285	\$294	\$11
189	Meter Services Technician	100048277	00048	Narragansett Gas Company	\$467	\$860	\$0
190	Technician A	100048280	00048	Narragansett Gas Company	\$917	\$3,667	\$110
191	Technician B	100048283	00048	Narragansett Gas Company	\$816	\$3,188	\$77
192	Meter Service Technician	100048284	00048	Narragansett Gas Company	\$556	\$3,267	\$0
193	Meter Services Technician	100048285	00048	Narragansett Gas Company	\$857	\$2,705	\$0
194	Technician A	100048290	00048	Narragansett Gas Company	\$611	\$2,321	\$99
195	Meter Services Technician	100048292	00048	Narragansett Gas Company	\$300	\$2,718	\$0
196	Sr Supervisor	100048298	00048	Narragansett Gas Company	\$0	\$2,464	\$0
197	Technician A	100048299	00048	Narragansett Gas Company	\$1,222	\$3,438	\$99
198	Working Leader	100048305	00048	Narragansett Gas Company	\$1,576	\$2,338	\$0
199	Meter Service Technician	100048312	00048	Narragansett Gas Company	\$367	\$3,578	\$0
200	Meter Services Technician	100048319	00048	Narragansett Gas Company	\$801	\$1,727	\$0
201	Meter Services Technician	100048323	00048	Narragansett Gas Company	\$1,335	\$2,002	\$0
202	Meter Services Technician	100048325	00048	Narragansett Gas Company	\$484	\$1,603	\$0
203	Working Leader	100048329	00048	Narragansett Gas Company	\$448	\$2,303	\$0
204	Sr Supervisor	100048331	00048	Narragansett Gas Company	\$0	\$3,238	\$0
205	Meter Services Representative	100048334	00048	Narragansett Gas Company	\$0	\$1,379	\$0
206	Crew Technician B	100048343	00048	Narragansett Gas Company	\$816	\$2,933	\$88
207	Ops & Construct Inspector A	100048344	00048	Narragansett Gas Company	\$570	\$2,163	\$44
208	Ops & Construct Inspector A	100048348	00048	Narragansett Gas Company	\$855	\$2,697	\$110
209	Meter Services Representative	100048354	00048	Narragansett Gas Company	\$1,255	\$1,294	\$0
210	Technician A	100048359	00048	Narragansett Gas Company	\$611	\$4,097	\$121

The Narragansett Electric Company
d/b/a National Grid
Final Storm Cost Accounting: 2010 and 2011 Storm Events
R.I.P.U.C. Docket No. 2509
Schedule 5-F-1
Page 4 of 27

The Narragansett Electric Company
Summary of Final Storm Costs
August 2011 Tropical Storm Irene
Payroll Costs by Employee ID

Grand Total: \$6,483,547

Line #	Job Cd Descr	Empl Id	Orig Business Unit	Orig Bus Unit Descr	Base Pay	Overtime	Miscellaneous Pay
	(a)	(b)	(c)	(d)	(e)	(f)	(g)
211	Construction Clerk	100048372	00048	Narragansett Gas Company	\$921	\$2,071	\$0
212	Meter Service Technician	100048377	00048	Narragansett Gas Company	\$1,334	\$2,690	\$0
213	Meter Service Technician	100048381	00048	Narragansett Gas Company	\$1,334	\$2,719	\$0
214	Field Trainer	100048382	00048	Narragansett Gas Company	\$628	\$3,562	\$88
215	Crew Technician B	100048389	00048	Narragansett Gas Company	\$816	\$2,015	\$55
216	Field Collector	100048393	00048	Narragansett Gas Company	\$0	\$203	\$0
217	Meter Services Technician	100048400	00048	Narragansett Gas Company	\$828	\$2,264	\$0
218	Technician A	100048401	00048	Narragansett Gas Company	\$306	\$888	\$22
219	Meter Services Technician	100048403	00048	Narragansett Gas Company	\$1,285	\$1,777	\$77
220	Fleet Working Leader	100048415	00048	Narragansett Gas Company	\$0	\$600	\$0
221	Technician B	100048432	00048	Narragansett Gas Company	\$272	\$408	\$0
222	Meter Service Technician	100048436	00048	Narragansett Gas Company	\$308	\$2,412	\$0
223	Auxiliary Ops Technician B	100048449	00048	Narragansett Gas Company	\$149	\$1,235	\$55
224	Meter Service Technician	100048454	00048	Narragansett Gas Company	\$1,032	\$4,290	\$0
225	Technician B	100048458	00048	Narragansett Gas Company	\$0	\$893	\$11
226	Meter Services Technician	100048461	00048	Narragansett Gas Company	\$820	\$3,395	\$0
227	Working Leader	100048464	00048	Narragansett Gas Company	\$1,492	\$3,329	\$0
228	Auxiliary Ops Technician B	100048465	00048	Narragansett Gas Company	\$528	\$3,898	\$121
229	Technician A	100048471	00048	Narragansett Gas Company	\$420	\$2,349	\$66
230	Auxiliary Ops Welder B	100048472	00048	Narragansett Gas Company	\$281	\$0	\$0
231	Tech B w/certs	100048474	00048	Narragansett Gas Company	\$0	\$1,398	\$66
232	Field Collector	100048475	00048	Narragansett Gas Company	\$1,039	\$2,388	\$0
233	Meter Services Technician	100048477	00048	Narragansett Gas Company	\$1,335	\$1,502	\$0
234	Technician A	100048479	00048	Narragansett Gas Company	\$1,528	\$3,782	\$121
235	Technician A	100048482	00048	Narragansett Gas Company	\$0	\$3,924	\$110
236	Ops & Construct Inspector A	100048483	00048	Narragansett Gas Company	\$570	\$2,297	\$77
237	Sr Supervisor	100048486	00048	Narragansett Gas Company	\$0	\$2,237	\$0
238	QA/QC Assessor	100048488	00048	Narragansett Gas Company	\$1,256	\$2,237	\$44
239	Crew Technician B	100048492	00048	Narragansett Gas Company	\$1,360	\$3,698	\$143
240	Meter Services Technician	100048499	00048	Narragansett Gas Company	\$1,410	\$3,943	\$0
241	Auxiliary Ops Welder A	100048501	00048	Narragansett Gas Company	\$795	\$2,304	\$55
242	Ops & Construct Inspector A	100048508	00048	Narragansett Gas Company	\$285	\$240	\$11
243	Technician A	100048512	00048	Narragansett Gas Company	\$1,222	\$3,409	\$99
244	Meter Services Representative	100048525	00048	Narragansett Gas Company	\$753	\$1,982	\$0
245	Meter Services Representative	100048530	00048	Narragansett Gas Company	\$753	\$2,177	\$0
246	Technician A	100048532	00048	Narragansett Gas Company	\$1,834	\$3,639	\$88
247	Meter Service Technician	100048535	00048	Narragansett Gas Company	\$300	\$5,742	\$0
248	Lead Supervisor	100048539	00048	Narragansett Gas Company	\$0	\$2,960	\$0
249	Plant Maint/CNG Tech A	100048540	00048	Narragansett Gas Company	\$0	\$255	\$0
250	Technician A	100048546	00048	Narragansett Gas Company	\$611	\$3,868	\$110
251	Meter Services Representative	100048548	00048	Narragansett Gas Company	\$1,226	\$1,103	\$0
252	Meter Service Technician	100048550	00048	Narragansett Gas Company	\$750	\$1,577	\$0
253	Meter Services Technician	100048551	00048	Narragansett Gas Company	\$678	\$0	\$0
254	Auxiliary Ops Technician B	100048554	00048	Narragansett Gas Company	\$528	\$3,001	\$110
255	Meter Services Representative	100048556	00048	Narragansett Gas Company	\$794	\$893	\$0
256	Meter Services Technician	100048559	00048	Narragansett Gas Company	\$317	\$630	\$0
257	Analyst	100048561	00048	Narragansett Gas Company	\$0	\$677	\$0
258	Technician A	100048562	00048	Narragansett Gas Company	\$611	\$2,951	\$88
259	Fleet Working Leader w/cert	100048568	00048	Narragansett Gas Company	\$0	\$2,438	\$0
260	Technician B	100048570	00048	Narragansett Gas Company	\$824	\$1,280	\$44
261	Meter Services Technician	100048574	00048	Narragansett Gas Company	\$428	\$1,073	\$0
262	Technician A	100048575	00048	Narragansett Gas Company	\$0	\$983	\$11
263	Technician A	100048576	00048	Narragansett Gas Company	\$567	\$1,409	\$11
264	Auxiliary Ops Technician B	100048577	00048	Narragansett Gas Company	\$949	\$1,212	\$22
265	Technician B	100048579	00048	Narragansett Gas Company	\$0	\$2,739	\$77
266	Technician A	100048589	00048	Narragansett Gas Company	\$917	\$2,493	\$66
267	Meter Services Technician	100048590	00048	Narragansett Gas Company	\$1,068	\$3,254	\$0
268	Meter Services Technician	100048596	00048	Narragansett Gas Company	\$0	\$2,306	\$0
269	Technician B	100048598	00048	Narragansett Gas Company	\$275	\$1,228	\$22
270	Laborer	100048601	00048	Narragansett Gas Company	\$488	\$1,417	\$110
271	Ops & Construct Inspector A	100048606	00048	Narragansett Gas Company	\$285	\$0	\$0
272	Technician A	100048607	00048	Narragansett Gas Company	\$611	\$573	\$22
273	Technician A	100048608	00048	Narragansett Gas Company	\$917	\$3,725	\$110
274	Meter Service Technician	100048610	00048	Narragansett Gas Company	\$1,368	\$2,771	\$0
275	Meter Services Technician	100048617	00048	Narragansett Gas Company	\$1,048	\$747	\$0
276	Sr Supervisor	100048659	00048	Narragansett Gas Company	\$1,300	\$2,101	\$0
277	Sr Supervisor	100048663	00048	Narragansett Gas Company	\$1,324	\$1,935	\$0
278	Auxiliary Ops Technician B	100048671	00048	Narragansett Gas Company	\$793	\$1,631	\$66
279	Technician A	100048672	00048	Narragansett Gas Company	\$605	\$1,154	\$44
280	Technician B	100048675	00048	Narragansett Gas Company	\$544	\$3,468	\$165

The Narragansett Electric Company
d/b/a National Grid
Final Storm Cost Accounting: 2010 and 2011 Storm Events
R.I.P.U.C. Docket No. 2509
Schedule 5-F-1
Page 5 of 27

The Narragansett Electric Company
Summary of Final Storm Costs
August 2011 Tropical Storm Irene
Payroll Costs by Employee ID

Grand Total: \$6,483,547

Line #	Job Cd Descr	Empl Id	Orig Business Unit	Orig Bus Unit Descr	Base Pay	Overtime	Miscellaneous Pay
	(a)	(b)	(c)	(d)	(e)	(f)	(g)
281	Meter Service Technician	100048678	00048	Narragansett Gas Company	\$1,234	\$3,478	\$0
282	Field Collector	100048683	00048	Narragansett Gas Company	\$0	\$169	\$0
283	Technician B	100048686	00048	Narragansett Gas Company	\$618	\$790	\$11
284	Sr Supervisor	100048688	00048	Narragansett Gas Company	\$1,046	\$1,656	\$0
285	Technician A	100048692	00048	Narragansett Gas Company	\$917	\$2,750	\$88
286	Auxiliary Ops Technician B	100048693	00048	Narragansett Gas Company	\$1,414	\$3,487	\$143
287	Office Clerk	100048697	00048	Narragansett Gas Company	\$0	\$1,548	\$0
288	Meter Services Technician	100048707	00048	Narragansett Gas Company	\$1,335	\$2,953	\$44
289	Technician B	100048708	00048	Narragansett Gas Company	\$408	\$2,474	\$66
290	Auto/Truck Tech 1/C	100048710	00048	Narragansett Gas Company	\$0	\$4,885	\$0
291	Auxiliary Ops Technician B	100048720	00048	Narragansett Gas Company	\$848	\$541	\$33
292	Meter Service Technician	100048723	00048	Narragansett Gas Company	\$1,014	\$3,451	\$0
293	Meter Services Technician	100048731	00048	Narragansett Gas Company	\$520	\$1,672	\$0
294	Technician A	100048732	00048	Narragansett Gas Company	\$917	\$3,725	\$99
295	Meter Services Representative	100048734	00048	Narragansett Gas Company	\$490	\$506	\$0
296	Meter Services Technician	100048736	00048	Narragansett Gas Company	\$1,087	\$2,926	\$0
297	Sr Supervisor	100048738	00048	Narragansett Gas Company	\$0	\$2,630	\$0
298	Ops & Construct Inspector A	100048745	00048	Narragansett Gas Company	\$570	\$2,297	\$77
299	Asc Purchasing Agent	100048746	00048	Narragansett Gas Company	\$522	\$1,635	\$0
300	Sr Supervisor	100048752	00048	Narragansett Gas Company	\$0	\$3,657	\$0
301	Meter Services Technician	100048755	00048	Narragansett Gas Company	\$1,428	\$2,812	\$0
302	Auto/Truck Tech 1/C	100048756	00048	Narragansett Gas Company	\$1,048	\$859	\$44
303	Meter Services Representative	100048757	00048	Narragansett Gas Company	\$0	\$1,876	\$0
304	Meter Service Technician	100048760	00048	Narragansett Gas Company	\$1,017	\$3,740	\$0
305	Technician B	100048764	00048	Narragansett Gas Company	\$544	\$1,148	\$55
306	Technician A	100048765	00048	Narragansett Gas Company	\$1,605	\$4,731	\$121
307	Technician A	100048767	00048	Narragansett Gas Company	\$879	\$678	\$22
308	Meter Services Technician	100048778	00048	Narragansett Gas Company	\$1,201	\$1,452	\$0
309	Field Collector	100048781	00048	Narragansett Gas Company	\$1,326	\$2,205	\$0
310	Technician A	100048789	00048	Narragansett Gas Company	\$1,222	\$1,175	\$44
311	Technician B	100048793	00048	Narragansett Gas Company	\$1,088	\$2,040	\$77
312	Technician B	100048794	00048	Narragansett Gas Company	\$952	\$791	\$22
313	Technician A	100048795	00048	Narragansett Gas Company	\$764	\$0	\$0
314	Technician B	100048800	00048	Narragansett Gas Company	\$103	\$747	\$11
315	Technician B	100048807	00048	Narragansett Gas Company	\$1,360	\$1,683	\$66
316	Meter Service Technician	100048813	00048	Narragansett Gas Company	\$274	\$4,640	\$0
317	Tech B w/certs	100048815	00048	Narragansett Gas Company	\$106	\$2,151	\$55
318	Technician B	100048819	00048	Narragansett Gas Company	\$816	\$3,647	\$88
319	Meter Services Technician	100048822	00048	Narragansett Gas Company	\$534	\$1,322	\$0
320	Technician A	100048826	00048	Narragansett Gas Company	\$1,222	\$3,782	\$88
321	Meter Service Technician	100048829	00048	Narragansett Gas Company	\$267	\$876	\$0
322	Auto/Truck Utility Person	100048831	00048	Narragansett Gas Company	\$0	\$4,101	\$0
323	Meter Services Technician	100048832	00048	Narragansett Gas Company	\$1,335	\$2,503	\$0
324	Meter Services Technician	100048833	00048	Narragansett Gas Company	\$1,335	\$1,902	\$0
325	Meter Services Technician	100048843	00048	Narragansett Gas Company	\$1,410	\$3,520	\$0
326	Technician A	100048857	00048	Narragansett Gas Company	\$306	\$3,008	\$88
327	Meter Services Technician	100048860	00048	Narragansett Gas Company	\$820	\$1,703	\$0
328	Technician A	100048864	00048	Narragansett Gas Company	\$287	\$1,152	\$0
329	Meter Services Technician	100048868	00048	Narragansett Gas Company	\$456	\$2,034	\$0
330	Meter Services Technician	100049537	00048	Narragansett Gas Company	\$1,124	\$2,997	\$0
331	Crew Technician B	100049566	00048	Narragansett Gas Company	\$544	\$1,335	\$66
332	Meter Services Technician	100049574	00048	Narragansett Gas Company	\$1,305	\$2,867	\$0
333	Technician B	100049861	00048	Narragansett Gas Company	\$896	\$751	\$44
334	Mtr/Regulator/Telemeter Tech C	100049917	00048	Narragansett Gas Company	\$0	\$351	\$0
335	Technician B	100049971	00048	Narragansett Gas Company	\$272	\$0	\$0
336	Meter Services Technician	100050147	00048	Narragansett Gas Company	\$1,068	\$3,936	\$0
337	Meter Services Technician	100050269	00048	Narragansett Gas Company	\$1,410	\$1,731	\$0
338	Meter Services Technician	100050529	00048	Narragansett Gas Company	\$33	\$1,562	\$0
339	Meter Services Technician	100050530	00048	Narragansett Gas Company	\$1,335	\$2,235	\$0
340	Meter Services Representative	100050531	00048	Narragansett Gas Company	\$1,273	\$1,225	\$0
341	Meter Services Technician	100050619	00048	Narragansett Gas Company	\$1,335	\$1,777	\$0
342	Technician B	100050620	00048	Narragansett Gas Company	\$68	\$383	\$0
343	Meter Services Technician	100050837	00048	Narragansett Gas Company	\$1,124	\$3,217	\$0
344	Meter Services Technician	100050869	00048	Narragansett Gas Company	\$1,428	\$3,305	\$0
345	Meter Services Technician	100050870	00048	Narragansett Gas Company	\$820	\$3,022	\$0
346	Meter Services Technician	100050872	00048	Narragansett Gas Company	\$1,335	\$2,591	\$0
347	Meter Service Technician	100051055	00048	Narragansett Gas Company	\$941	\$3,133	\$0
348	Meter Services Technician	100051320	00048	Narragansett Gas Company	\$1,154	\$2,350	\$0
349	Meter Service Technician	100051510	00048	Narragansett Gas Company	\$1,105	\$3,412	\$0
350	Meter Service Technician	100051919	00048	Narragansett Gas Company	\$1,190	\$2,569	\$0

The Narragansett Electric Company
d/b/a National Grid
Final Storm Cost Accounting: 2010 and 2011 Storm Events
R.I.P.U.C. Docket No. 2509
Schedule 5-F-1
Page 6 of 27

The Narragansett Electric Company
Summary of Final Storm Costs
August 2011 Tropical Storm Irene
Payroll Costs by Employee ID

Grand Total: \$6,483,547

Line #	Job Cd Descr	Empl Id	Orig Business Unit	Orig Bus Unit Descr	Base Pay	Overtime	Miscellaneous Pay
	(a)	(b)	(c)	(d)	(e)	(f)	(g)
351	Auxiliary Ops Welder B	100051954	00048	Narragansett Gas Company	\$1,070	\$2,895	\$66
352	Meter Service Technician	100052444	00048	Narragansett Gas Company	\$1,128	\$2,286	\$0
353	Crew Technician B	100052450	00048	Narragansett Gas Company	\$1,360	\$3,545	\$99
354	Meter Services Technician	100052451	00048	Narragansett Gas Company	\$226	\$1,486	\$11
355	Meter Services Technician	100052603	00048	Narragansett Gas Company	\$334	\$1,738	\$0
356	Meter Service Technician	100052604	00048	Narragansett Gas Company	\$518	\$1,996	\$0
357	Meter Services Technician	100052665	00048	Narragansett Gas Company	\$1,270	\$3,007	\$0
358	Meter Service Technician	100052666	00048	Narragansett Gas Company	\$975	\$2,721	\$0
359	Technician B	100052791	00048	Narragansett Gas Company	\$495	\$1,891	\$22
360	Meter Services Technician	100052846	00048	Narragansett Gas Company	\$1,219	\$1,669	\$0
361	Meter Service Technician	100053114	00048	Narragansett Gas Company	\$1,299	\$1,440	\$0
362	Crew Technician B	100053270	00048	Narragansett Gas Company	\$544	\$2,761	\$99
363	Crew Technician B	100053633	00048	Narragansett Gas Company	\$816	\$2,627	\$121
364	Crew Technician B	100053736	00048	Narragansett Gas Company	\$510	\$658	\$22
365	Crew Technician B	100053737	00048	Narragansett Gas Company	\$680	\$638	\$11
366	Meter Services Technician	100053766	00048	Narragansett Gas Company	\$702	\$1,887	\$0
367	Meter Services Technician	100053811	00048	Narragansett Gas Company	\$994	\$2,331	\$0
368	Crew Technician B	100053892	00048	Narragansett Gas Company	\$272	\$255	\$11
369	Crew Technician B	100053919	00048	Narragansett Gas Company	\$816	\$3,468	\$121
370	Crew Technician B	100053950	00048	Narragansett Gas Company	\$816	\$2,805	\$66
371	Meter Services Technician	100054060	00048	Narragansett Gas Company	\$1,093	\$2,295	\$0
372	Crew Technician B	100054095	00048	Narragansett Gas Company	\$816	\$1,301	\$66
373	Meter Services Technician	100054096	00048	Narragansett Gas Company	\$1,305	\$2,245	\$0
374	Crew Technician B	100054097	00048	Narragansett Gas Company	\$272	\$587	\$0
375	Meter Services Technician	100054132	00048	Narragansett Gas Company	\$1,219	\$3,042	\$0
376	Meter Services Technician	100054133	00048	Narragansett Gas Company	\$361	\$1,564	\$0
377	Meter Services Technician	100054151	00048	Narragansett Gas Company	\$1,305	\$2,476	\$0
378	Crew Technician B	100054322	00048	Narragansett Gas Company	\$578	\$2,919	\$77
379	Crew Technician B	100054323	00048	Narragansett Gas Company	\$95	\$626	\$22
380	Technician A	100054414	00048	Narragansett Gas Company	\$303	\$842	\$22
381	Meter Services Technician	100054415	00048	Narragansett Gas Company	\$1,070	\$1,779	\$11
382	Meter Services Technician	100054444	00048	Narragansett Gas Company	\$1,010	\$1,795	\$0
383	Meter Services Technician	100054558	00048	Narragansett Gas Company	\$766	\$3,612	\$0
384	Crew Technician B	100054587	00048	Narragansett Gas Company	\$859	\$3,139	\$121
385	Meter Services Technician	100054610	00048	Narragansett Gas Company	\$1,067	\$2,812	\$0
386	Meter Services Technician	100055019	00048	Narragansett Gas Company	\$1,219	\$2,537	\$0
387	Meter Services Technician	100056293	00048	Narragansett Gas Company	\$1,050	\$2,197	\$0
388	Laborer	100063790	00048	Narragansett Gas Company	\$197	\$141	\$0
389	Laborer	100063795	00048	Narragansett Gas Company	\$262	\$0	\$0
390	Laborer	100063798	00048	Narragansett Gas Company	\$262	\$0	\$0
391	Laborer	100063799	00048	Narragansett Gas Company	\$508	\$135	\$0
392	Meter Services Technician	100711280	00048	Narragansett Gas Company	\$1,169	\$989	\$0
393	Meter Services Technician	100711287	00048	Narragansett Gas Company	\$395	\$1,473	\$0
394	Meter Service Technician	100711338	00048	Narragansett Gas Company	\$1,117	\$2,177	\$0
395	Laborer	100711414	00048	Narragansett Gas Company	\$394	\$431	\$0
396	Crew Technician B	100711415	00048	Narragansett Gas Company	\$257	\$2,769	\$77
397	Crew Technician B	100711420	00048	Narragansett Gas Company	\$275	\$474	\$22
398	Laborer	100711431	00048	Narragansett Gas Company	\$262	\$406	\$0
399	Technician A	100711453	00048	Narragansett Gas Company	\$113	\$908	\$22
400	Crew Technician B	100711457	00048	Narragansett Gas Company	\$504	\$1,983	\$99
401	Crew Technician B	100711458	00048	Narragansett Gas Company	\$74	\$596	\$22
402	Meter Services Technician	100711476	00048	Narragansett Gas Company	\$686	\$3,272	\$0
403	Meter Services Technician	100711477	00048	Narragansett Gas Company	\$1,093	\$834	\$0
404	Meter Service Technician	100711478	00048	Narragansett Gas Company	\$771	\$2,554	\$0
405	Meter Services Technician	100711479	00048	Narragansett Gas Company	\$1,096	\$1,593	\$0
406	Meter Services Technician	100711481	00048	Narragansett Gas Company	\$499	\$1,127	\$0
407	Meter Services Technician	100711482	00048	Narragansett Gas Company	\$387	\$603	\$0
408	Meter Services Technician	100711484	00048	Narragansett Gas Company	\$437	\$1,486	\$0
409	Crew Technician B	100711510	00048	Narragansett Gas Company	\$504	\$1,856	\$99
410	Meter Services Technician	100711526	00048	Narragansett Gas Company	\$1,093	\$2,131	\$0
411	Meter Services Technician	100711535	00048	Narragansett Gas Company	\$874	\$1,475	\$0
412	Auto/Truck Tech 2/C	100711663	00048	Narragansett Gas Company	\$0	\$465	\$0
413	Auto/Truck Tech 1/C	100711664	00048	Narragansett Gas Company	\$0	\$622	\$0
414	Field Collector	100711881	00048	Narragansett Gas Company	\$0	\$108	\$0
415	Auto/Truck Tech 1/C	100000075	00049	Narragansett Electric Company	\$0	\$5,670	\$0
416	Performance Svr	100000098	00049	Narragansett Electric Company	\$197	\$7,089	\$0
417	Working Leader O&M Test	100000189	00049	Narragansett Electric Company	\$187	\$9,089	\$0
418	Director	100000588	00049	Narragansett Electric Company	\$0	\$0	\$2,400
419	Laborer	100000650	00049	Narragansett Electric Company	\$0	\$3,829	\$0
420	Lineworker 1/C	100000697	00049	Narragansett Electric Company	\$229	\$10,415	\$100

The Narragansett Electric Company
d/b/a National Grid
Final Storm Cost Accounting: 2010 and 2011 Storm Events
R.I.P.U.C. Docket No. 2509
Schedule 5-F-1
Page 7 of 27

The Narragansett Electric Company
Summary of Final Storm Costs
August 2011 Tropical Storm Irene
Payroll Costs by Employee ID

Grand Total: \$6,483,547

Line #	Job Cd Descr	Empl Id	Orig Business Unit	Orig Bus Unit Descr	Base Pay	Overtime	Miscellaneous Pay
	(a)	(b)	(c)	(d)	(e)	(f)	(g)
421	Senior Design Technician	10000704	00049	Narragansett Electric Company	\$0	\$5,753	\$0
422	Performance Svr	10000884	00049	Narragansett Electric Company	\$300	\$8,796	\$0
423	Lineworker 1/C	10000915	00049	Narragansett Electric Company	\$175	\$9,987	\$0
424	Meter Reader 80	10000970	00049	Narragansett Electric Company	\$0	\$3,726	\$0
425	O&M Worker 1/C Test	10000996	00049	Narragansett Electric Company	\$189	\$7,671	\$0
426	Working Leader O&M Test	10000997	00049	Narragansett Electric Company	\$268	\$9,836	\$0
427	Troubleshooter	100001030	00049	Narragansett Electric Company	\$196	\$10,040	\$0
428	Meter Worker Assoc 80	100001070	00049	Narragansett Electric Company	\$0	\$3,074	\$0
429	Work Readiness Tech	100001175	00049	Narragansett Electric Company	\$0	\$5,950	\$0
430	Lineworker 1/C	100001348	00049	Narragansett Electric Company	\$186	\$10,871	\$0
431	Senior Design Technician	100001357	00049	Narragansett Electric Company	\$0	\$6,348	\$0
432	Meter Reader 80	100001444	00049	Narragansett Electric Company	\$0	\$3,444	\$0
433	Lead Splicer	100001923	00049	Narragansett Electric Company	\$164	\$9,318	\$0
434	Performance Svr	100001934	00049	Narragansett Electric Company	\$265	\$10,113	\$0
435	Crew Leader	100001946	00049	Narragansett Electric Company	\$232	\$10,529	\$0
436	Crew Leader	100001967	00049	Narragansett Electric Company	\$196	\$9,739	\$0
437	Troubleshooter	100001976	00049	Narragansett Electric Company	\$196	\$13,257	\$0
438	O&M Worker 1/C Test	100002066	00049	Narragansett Electric Company	\$218	\$7,774	\$0
439	Crew Leader	100002129	00049	Narragansett Electric Company	\$196	\$10,800	\$0
440	Crew Leader	100002130	00049	Narragansett Electric Company	\$214	\$13,617	\$0
441	Lead Splicer	100002430	00049	Narragansett Electric Company	\$47	\$2,045	\$0
442	Work Readiness Tech	100002432	00049	Narragansett Electric Company	\$0	\$5,950	\$0
443	Meterworker 1/C	100002446	00049	Narragansett Electric Company	\$0	\$5,302	\$0
444	Performance Svr	100002580	00049	Narragansett Electric Company	\$0	\$6,647	\$0
445	Troubleshooter	100002659	00049	Narragansett Electric Company	\$196	\$10,972	\$0
446	Meter Worker Assoc 80	100002674	00049	Narragansett Electric Company	\$0	\$3,873	\$0
447	Division Coordinator	100002680	00049	Narragansett Electric Company	\$284	\$5,919	\$0
448	Crew Leader	100002706	00049	Narragansett Electric Company	\$238	\$11,612	\$0
449	Meter Worker Assoc 80	100002728	00049	Narragansett Electric Company	\$0	\$3,975	\$0
450	Lineworker 1/C	100002732	00049	Narragansett Electric Company	\$179	\$8,894	\$0
451	Cable Splicer 1/C	100002768	00049	Narragansett Electric Company	\$161	\$9,333	\$0
452	O&M Worker 1/C Test	100002867	00049	Narragansett Electric Company	\$152	\$8,329	\$0
453	Lead Splicer	100002966	00049	Narragansett Electric Company	\$164	\$9,318	\$0
454	Lineworker 1/C	100003036	00049	Narragansett Electric Company	\$179	\$8,894	\$0
455	O&M Worker 1/C Test	100003088	00049	Narragansett Electric Company	\$174	\$8,478	\$0
456	Crew Leader	100003123	00049	Narragansett Electric Company	\$184	\$9,799	\$0
457	Crew Leader	100003135	00049	Narragansett Electric Company	\$230	\$10,526	\$0
458	Senior Design Technician	100003171	00049	Narragansett Electric Company	\$0	\$6,348	\$0
459	Crew Leader	100003204	00049	Narragansett Electric Company	\$240	\$10,780	\$0
460	Troubleshooter	100003248	00049	Narragansett Electric Company	\$98	\$4,870	\$0
461	Crew Leader	100003336	00049	Narragansett Electric Company	\$251	\$10,301	\$0
462	Working Leader	100003443	00049	Narragansett Electric Company	\$0	\$5,654	\$0
463	Working Leader O&M Test	100003447	00049	Narragansett Electric Company	\$171	\$9,172	\$0
464	Auto/Truck Utility Person	100003549	00049	Narragansett Electric Company	\$20	\$4,259	\$0
465	Performance Svr	100003581	00049	Narragansett Electric Company	\$164	\$6,601	\$0
466	Meterworker 1/C	100003729	00049	Narragansett Electric Company	\$0	\$4,855	\$0
467	Crew Leader	100003732	00049	Narragansett Electric Company	\$230	\$9,739	\$0
468	Lead Splicer	100003737	00049	Narragansett Electric Company	\$164	\$9,318	\$0
469	Messenger Auto	100003782	00049	Narragansett Electric Company	\$57	\$2,331	\$0
470	Troubleshooter	100003830	00049	Narragansett Electric Company	\$196	\$10,155	\$0
471	Meter Worker Assoc 80	100003878	00049	Narragansett Electric Company	\$0	\$3,948	\$0
472	Troubleshooter	100003907	00049	Narragansett Electric Company	\$204	\$10,528	\$0
473	Metering Serv Rep	100003912	00049	Narragansett Electric Company	\$0	\$3,611	\$0
474	Senior Design Technician	100003928	00049	Narragansett Electric Company	\$0	\$6,168	\$0
475	Meterworker 1/C	100003930	00049	Narragansett Electric Company	\$0	\$4,399	\$0
476	Crew Leader	100003976	00049	Narragansett Electric Company	\$212	\$9,802	\$0
477	Crew Leader	100004058	00049	Narragansett Electric Company	\$442	\$10,869	\$0
478	Performance Svr	100004061	00049	Narragansett Electric Company	\$0	\$7,037	\$0
479	Lineworker 1/C	100004099	00049	Narragansett Electric Company	\$179	\$8,894	\$0
480	Meter Worker Assoc 80	100004154	00049	Narragansett Electric Company	\$0	\$4,248	\$0
481	Troubleshooter	100004176	00049	Narragansett Electric Company	\$159	\$5,556	\$0
482	Crew Leader	100004288	00049	Narragansett Electric Company	\$193	\$12,184	\$0
483	Lineworker 1/C	100004328	00049	Narragansett Electric Company	\$37	\$499	\$0
484	Crew Leader	100004368	00049	Narragansett Electric Company	\$279	\$11,019	\$0
485	Laborer	100004417	00049	Narragansett Electric Company	\$0	\$3,531	\$0
486	O&M Worker 1/C Test	100004541	00049	Narragansett Electric Company	\$179	\$9,338	\$0
487	Crew Leader	100004551	00049	Narragansett Electric Company	\$259	\$10,488	\$0
488	Laborer	100004606	00049	Narragansett Electric Company	\$0	\$3,648	\$0
489	Meter Worker Assoc 80	100004656	00049	Narragansett Electric Company	\$0	\$4,146	\$0
490	Distribution Design Eng	100004657	00049	Narragansett Electric Company	\$0	\$6,386	\$0

The Narragansett Electric Company
d/b/a National Grid
Final Storm Cost Accounting: 2010 and 2011 Storm Events
R.I.P.U.C. Docket No. 2509
Schedule 5-F-1
Page 8 of 27

The Narragansett Electric Company
Summary of Final Storm Costs
August 2011 Tropical Storm Irene
Payroll Costs by Employee ID

Grand Total: \$6,483,547

Line #	Job Cd Descr	Empl Id	Orig Business Unit	Orig Bus Unit Descr	Base Pay	Overtime	Miscellaneous Pay
	(a)	(b)	(c)	(d)	(e)	(f)	(g)
491	Senior Design Technician	100004701	00049	Narragansett Electric Company	\$0	\$5,555	\$0
492	Manager	100004747	00049	Narragansett Electric Company	\$246	\$8,682	\$0
493	Meterworker 1/C	100004750	00049	Narragansett Electric Company	\$0	\$5,059	\$0
494	Working Leader O&M Test	100004805	00049	Narragansett Electric Company	\$146	\$8,217	\$0
495	Meter Reader 80	100004821	00049	Narragansett Electric Company	\$0	\$3,712	\$0
496	Crew Leader	100004891	00049	Narragansett Electric Company	\$196	\$10,884	\$0
497	Troubleshooter	100005026	00049	Narragansett Electric Company	\$283	\$10,466	\$0
498	Meter Worker Assoc 80	100005027	00049	Narragansett Electric Company	\$0	\$4,084	\$0
499	Crew Leader	100005058	00049	Narragansett Electric Company	\$240	\$11,288	\$0
500	Meterworker 1/C	100005070	00049	Narragansett Electric Company	\$0	\$4,507	\$0
501	Distribution Design Eng	100005093	00049	Narragansett Electric Company	\$0	\$7,973	\$0
502	Meter Worker Assoc 80	100005109	00049	Narragansett Electric Company	\$0	\$3,299	\$0
503	Troubleshooter	100005132	00049	Narragansett Electric Company	\$196	\$11,603	\$0
504	Cable Splicer 1/C	100005169	00049	Narragansett Electric Company	\$149	\$8,475	\$0
505	O&M Worker 1/C Test	100005233	00049	Narragansett Electric Company	\$189	\$7,774	\$0
506	Crew Leader	100005301	00049	Narragansett Electric Company	\$228	\$9,947	\$0
507	Distribution Design Eng	100005626	00049	Narragansett Electric Company	\$36	\$7,101	\$0
508	Crew Leader	100005631	00049	Narragansett Electric Company	\$188	\$11,537	\$0
509	Lineworker 1/C	100005636	00049	Narragansett Electric Company	\$246	\$9,010	\$0
510	Performance Svr	100005722	00049	Narragansett Electric Company	\$168	\$6,667	\$0
511	Meter Worker Assoc	100005730	00049	Narragansett Electric Company	\$0	\$4,461	\$0
512	Troubleshooter	100005742	00049	Narragansett Electric Company	\$196	\$12,309	\$0
513	Svr Bldg Mntc	100005814	00049	Narragansett Electric Company	\$0	\$5,019	\$0
514	Meter Reader 80	100005865	00049	Narragansett Electric Company	\$0	\$3,135	\$0
515	Crew Leader	100005903	00049	Narragansett Electric Company	\$236	\$10,904	\$0
516	Troubleshooter	100005952	00049	Narragansett Electric Company	\$196	\$11,504	\$0
517	Working Leader O&M Test	100005959	00049	Narragansett Electric Company	\$203	\$9,342	\$0
518	Meterworker 1/C	100005993	00049	Narragansett Electric Company	\$0	\$5,145	\$0
519	Senior Design Technician	100006088	00049	Narragansett Electric Company	\$0	\$5,771	\$0
520	Lineworker 1/C	100006095	00049	Narragansett Electric Company	\$192	\$12,578	\$0
521	O&M Worker 1/C Test	100006112	00049	Narragansett Electric Company	\$152	\$8,330	\$0
522	Working Leader O&M Test	100006116	00049	Narragansett Electric Company	\$171	\$9,337	\$0
523	Meter Worker Assoc 80	100006127	00049	Narragansett Electric Company	\$0	\$5,132	\$0
524	O&M Worker 3/C	100006181	00049	Narragansett Electric Company	\$134	\$6,176	\$44
525	Lineworker 2/C	100006220	00049	Narragansett Electric Company	\$163	\$7,103	\$0
526	Meterworker 1/C	100006247	00049	Narragansett Electric Company	\$0	\$3,828	\$0
527	Senior Design Technician	100006265	00049	Narragansett Electric Company	\$0	\$5,672	\$0
528	Meterworker 1/C	100006477	00049	Narragansett Electric Company	\$0	\$4,979	\$0
529	Working Leader (80)	100006479	00049	Narragansett Electric Company	\$0	\$4,392	\$0
530	Performance Svr	100006509	00049	Narragansett Electric Company	\$33	\$5,186	\$0
531	Lineworker 1/C	100006624	00049	Narragansett Electric Company	\$179	\$8,894	\$0
532	Lineworker 1/C	100006637	00049	Narragansett Electric Company	\$181	\$9,448	\$0
533	Performance Svr	100006658	00049	Narragansett Electric Company	\$161	\$6,671	\$0
534	Meter Worker Assoc	100006759	00049	Narragansett Electric Company	\$0	\$3,988	\$0
535	O&M Worker 1/C Test	100006849	00049	Narragansett Electric Company	\$152	\$8,181	\$0
536	Crew Leader	100006858	00049	Narragansett Electric Company	\$245	\$10,582	\$0
537	Crew Leader	100006894	00049	Narragansett Electric Company	\$208	\$11,591	\$0
538	Meterworker 1/C	100006936	00049	Narragansett Electric Company	\$0	\$820	\$0
539	Crew Leader	100007033	00049	Narragansett Electric Company	\$255	\$10,738	\$0
540	Svr Fleet Maintenance	100007051	00049	Narragansett Electric Company	\$0	\$5,045	\$0
541	Performance Svr	100007130	00049	Narragansett Electric Company	\$203	\$7,526	\$0
542	Working Leader (80)	100007182	00049	Narragansett Electric Company	\$0	\$4,260	\$0
543	Crew Leader	100007186	00049	Narragansett Electric Company	\$228	\$13,568	\$0
544	O&M Worker 1/C Test	100007203	00049	Narragansett Electric Company	\$189	\$7,774	\$0
545	Distribution Design Eng	100007221	00049	Narragansett Electric Company	\$0	\$6,491	\$0
546	Lineworker 1/C	100007244	00049	Narragansett Electric Company	\$221	\$9,617	\$0
547	Cable Splicer 1/C	100007343	00049	Narragansett Electric Company	\$149	\$9,318	\$0
548	Crew Leader	100007399	00049	Narragansett Electric Company	\$243	\$10,519	\$0
549	Lineworker 1/C	100007471	00049	Narragansett Electric Company	\$186	\$10,351	\$0
550	Crew Leader	100007478	00049	Narragansett Electric Company	\$196	\$9,058	\$0
551	Meter Reader 80	100007564	00049	Narragansett Electric Company	\$0	\$3,354	\$0
552	Senior Design Technician	100007583	00049	Narragansett Electric Company	\$0	\$5,401	\$0
553	Troubleshooter	100007609	00049	Narragansett Electric Company	\$206	\$11,718	\$0
554	Crew Leader	100007746	00049	Narragansett Electric Company	\$206	\$9,448	\$0
555	Lineworker 1/C	100007773	00049	Narragansett Electric Company	\$201	\$8,894	\$0
556	Senior Design Technician	100007780	00049	Narragansett Electric Company	\$0	\$6,484	\$0
557	Lineworker 1/C	100007797	00049	Narragansett Electric Company	\$213	\$9,739	\$0
558	Maintenance Worker 1/C	100007814	00049	Narragansett Electric Company	\$7	\$6,189	\$0
559	Troubleshooter	100007876	00049	Narragansett Electric Company	\$196	\$10,162	\$0
560	Working Leader	100007894	00049	Narragansett Electric Company	\$29	\$6,153	\$0

The Narragansett Electric Company
d/b/a National Grid
Final Storm Cost Accounting: 2010 and 2011 Storm Events
R.I.P.U.C. Docket No. 2509
Schedule 5-F-1
Page 9 of 27

The Narragansett Electric Company
Summary of Final Storm Costs
August 2011 Tropical Storm Irene
Payroll Costs by Employee ID

Grand Total: \$6,483,547

Line #	Job Cd Descr	Empl Id	Orig Business Unit	Orig Bus Unit Descr	Base Pay	Overtime	Miscellaneous Pay
	(a)	(b)	(c)	(d)	(e)	(f)	(g)
561	Operations Clerk	100007924	00049	Narragansett Electric Company	\$0	\$1,512	\$0
562	Crew Leader	100007929	00049	Narragansett Electric Company	\$196	\$9,739	\$0
563	Meterworker 1/C	100007940	00049	Narragansett Electric Company	\$0	\$4,283	\$0
564	O&M Worker 1/C Test	100007946	00049	Narragansett Electric Company	\$181	\$8,330	\$0
565	Crew Leader	100008047	00049	Narragansett Electric Company	\$196	\$9,739	\$0
566	Troubleshooter	100008102	00049	Narragansett Electric Company	\$171	\$11,105	\$0
567	Cable Splicer 1/C	100008178	00049	Narragansett Electric Company	\$170	\$9,944	\$0
568	Troubleshooter	100008179	00049	Narragansett Electric Company	\$220	\$10,189	\$0
569	Meter Reader 80	100008243	00049	Narragansett Electric Company	\$0	\$3,444	\$0
570	Troubleshooter	100008254	00049	Narragansett Electric Company	\$196	\$11,493	\$0
571	Troubleshooter	100008433	00049	Narragansett Electric Company	\$196	\$11,894	\$0
572	Troubleshooter	100008469	00049	Narragansett Electric Company	\$204	\$10,250	\$0
573	Meterworker 1/C	100008503	00049	Narragansett Electric Company	\$0	\$4,408	\$0
574	Cable Splicer 1/C	100008518	00049	Narragansett Electric Company	\$149	\$8,475	\$0
575	Meter Worker Assoc 80	100008549	00049	Narragansett Electric Company	\$0	\$4,125	\$0
576	O&M Worker 1/C Test	100008558	00049	Narragansett Electric Company	\$152	\$8,330	\$0
577	Crew Leader	100008682	00049	Narragansett Electric Company	\$220	\$12,201	\$0
578	Lineworker 1/C	100008793	00049	Narragansett Electric Company	\$158	\$10,827	\$0
579	Lineworker 1/C	100008800	00049	Narragansett Electric Company	\$246	\$9,959	\$0
580	Troubleshooter	100008856	00049	Narragansett Electric Company	\$147	\$10,114	\$0
581	Acting Manager	100008883	00049	Narragansett Electric Company	\$200	\$6,487	\$0
582	Cable Splicer 1/C	100008891	00049	Narragansett Electric Company	\$170	\$9,045	\$0
583	Cable Splicer 1/C	100008894	00049	Narragansett Electric Company	\$149	\$8,475	\$0
584	Cable Splicer 1/C	100008937	00049	Narragansett Electric Company	\$149	\$8,475	\$0
585	Lead Splicer	100008938	00049	Narragansett Electric Company	\$164	\$9,318	\$0
586	Troubleshooter	100009058	00049	Narragansett Electric Company	\$196	\$10,165	\$0
587	Watchman	100009174	00049	Narragansett Electric Company	\$141	\$342	\$0
588	Crew Leader	100009211	00049	Narragansett Electric Company	\$210	\$10,441	\$0
589	Troubleshooter	100009212	00049	Narragansett Electric Company	\$196	\$12,167	\$0
590	Meter Worker Assoc 80	100009262	00049	Narragansett Electric Company	\$0	\$3,716	\$0
591	Working Leader	100009582	00049	Narragansett Electric Company	\$0	\$5,645	\$0
592	Troubleshooter	100009640	00049	Narragansett Electric Company	\$171	\$8,158	\$0
593	Lineworker 1/C	100009641	00049	Narragansett Electric Company	\$156	\$8,818	\$0
594	Crew Leader	100009670	00049	Narragansett Electric Company	\$175	\$10,239	\$0
595	Troubleshooter	100009715	00049	Narragansett Electric Company	\$171	\$12,128	\$0
596	Crew Leader	100009773	00049	Narragansett Electric Company	\$196	\$10,904	\$0
597	Crew Leader	100009830	00049	Narragansett Electric Company	\$196	\$10,800	\$0
598	Crew Leader	100009862	00049	Narragansett Electric Company	\$196	\$9,739	\$0
599	Working Leader	100009922	00049	Narragansett Electric Company	\$18	\$6,475	\$0
600	Crew Leader	100009992	00049	Narragansett Electric Company	\$188	\$10,082	\$0
601	Senior Design Technician	100010034	00049	Narragansett Electric Company	\$0	\$6,420	\$0
602	Crew Leader	100010055	00049	Narragansett Electric Company	\$204	\$11,737	\$0
603	Meter Worker Assoc 80	100010104	00049	Narragansett Electric Company	\$0	\$4,139	\$0
604	Crew Leader	100010124	00049	Narragansett Electric Company	\$283	\$12,819	\$0
605	Senior Design Technician	100010197	00049	Narragansett Electric Company	\$0	\$5,843	\$0
606	Lineworker 1/C	100010297	00049	Narragansett Electric Company	\$186	\$9,236	\$0
607	Crew Leader	100010363	00049	Narragansett Electric Company	\$204	\$10,884	\$0
608	O&M Worker 1/C Test	100010392	00049	Narragansett Electric Company	\$189	\$8,437	\$0
609	Lead Splicer	100010410	00049	Narragansett Electric Company	\$164	\$9,468	\$0
610	Troubleshooter	100010432	00049	Narragansett Electric Company	\$196	\$11,982	\$0
611	Lead Splicer	100010584	00049	Narragansett Electric Company	\$164	\$7,884	\$0
612	Lead Splicer	100010646	00049	Narragansett Electric Company	\$164	\$9,318	\$0
613	Lead Splicer	100010649	00049	Narragansett Electric Company	\$187	\$9,944	\$0
614	Senior Design Technician	100010662	00049	Narragansett Electric Company	\$0	\$6,060	\$0
615	Troubleshooter	100010880	00049	Narragansett Electric Company	\$147	\$9,739	\$0
616	Troubleshooter	100011011	00049	Narragansett Electric Company	\$196	\$10,960	\$0
617	Lineworker 1/C	100011028	00049	Narragansett Electric Company	\$286	\$9,929	\$0
618	Lineworker 2/C	100011036	00049	Narragansett Electric Company	\$146	\$6,954	\$0
619	Operations Clerk	100011039	00049	Narragansett Electric Company	\$0	\$3,465	\$0
620	Meter Worker Assoc 80	100011040	00049	Narragansett Electric Company	\$0	\$4,351	\$0
621	Material Handler B	100011046	00049	Narragansett Electric Company	\$0	\$7,132	\$0
622	Laborer	100011068	00049	Narragansett Electric Company	\$14	\$0	\$0
623	Troubleshooter	100011185	00049	Narragansett Electric Company	\$171	\$10,995	\$0
624	Lineworker 1/C	100011250	00049	Narragansett Electric Company	\$179	\$8,894	\$0
625	Crew Leader	100011327	00049	Narragansett Electric Company	\$204	\$9,739	\$0
626	Performance Svr	100011339	00049	Narragansett Electric Company	\$203	\$8,471	\$0
627	Manager	100011366	00049	Narragansett Electric Company	\$279	\$4,869	\$0
628	Lineworker 1/C	100011401	00049	Narragansett Electric Company	\$240	\$9,607	\$0
629	Crew Leader	100011621	00049	Narragansett Electric Company	\$196	\$9,739	\$0
630	Working Leader (80)	100011723	00049	Narragansett Electric Company	\$0	\$5,394	\$0

The Narragansett Electric Company
d/b/a National Grid
Final Storm Cost Accounting: 2010 and 2011 Storm Events
R.I.P.U.C. Docket No. 2509
Schedule 5-F-1
Page 10 of 27

The Narragansett Electric Company
Summary of Final Storm Costs
August 2011 Tropical Storm Irene
Payroll Costs by Employee ID

Grand Total: \$6,483,547

Line #	Job Cd Descr	Empl Id	Orig Business Unit	Orig Bus Unit Descr	Base Pay	Overtime	Miscellaneous Pay
(a)	(b)	(c)	(d)	(e)	(f)	(g)	
631	Distribution Design Eng	100011750	00049	Narragansett Electric Company	\$0	\$6,870	\$0
632	Maintenance Worker 1/C	100011828	00049	Narragansett Electric Company	\$7	\$5,157	\$0
633	Crew Leader	100011860	00049	Narragansett Electric Company	\$196	\$12,320	\$0
634	Troubleshooter	100011963	00049	Narragansett Electric Company	\$196	\$9,664	\$0
635	Lineworker 1/C	100011972	00049	Narragansett Electric Company	\$194	\$8,894	\$0
636	Meter Reader 80	100012012	00049	Narragansett Electric Company	\$37	\$3,381	\$0
637	Lineworker 1/C	100012032	00049	Narragansett Electric Company	\$405	\$9,886	\$0
638	O&M Worker 1/C Test	100015314	00049	Narragansett Electric Company	\$152	\$8,335	\$0
639	O&M Worker 1/C Test	100015447	00049	Narragansett Electric Company	\$174	\$8,330	\$0
640	O&M Worker 1/C Test	100015455	00049	Narragansett Electric Company	\$152	\$8,330	\$0
641	Crew Leader	100016041	00049	Narragansett Electric Company	\$240	\$9,739	\$0
642	Troubleshooter	100016074	00049	Narragansett Electric Company	\$197	\$10,216	\$0
643	Troubleshooter	100016116	00049	Narragansett Electric Company	\$212	\$12,042	\$0
644	Crew Leader	100016118	00049	Narragansett Electric Company	\$245	\$11,997	\$0
645	Metering Serv Rep	100016308	00049	Narragansett Electric Company	\$0	\$3,621	\$0
646	Distribution Design Eng	100016394	00049	Narragansett Electric Company	\$37	\$8,074	\$0
647	Fleet Working Leader w/cert	100016476	00049	Narragansett Electric Company	\$0	\$6,365	\$0
648	O&M Worker 1/C Test	100016532	00049	Narragansett Electric Company	\$196	\$8,330	\$0
649	Crew Leader	100016565	00049	Narragansett Electric Company	\$218	\$9,739	\$0
650	Crew Leader	100016620	00049	Narragansett Electric Company	\$171	\$10,863	\$0
651	Working Leader	100016649	00049	Narragansett Electric Company	\$0	\$6,530	\$0
652	Distribution Design Eng	100016690	00049	Narragansett Electric Company	\$0	\$6,700	\$0
653	Distribution Design Eng	100016710	00049	Narragansett Electric Company	\$26	\$7,048	\$0
654	Cable Splicer 1/C	100016770	00049	Narragansett Electric Company	\$149	\$7,498	\$0
655	Troubleshooter	100016773	00049	Narragansett Electric Company	\$209	\$8,997	\$0
656	Meterworker 1/C	100016775	00049	Narragansett Electric Company	\$0	\$5,286	\$0
657	O&M Worker 1/C Test	100016781	00049	Narragansett Electric Company	\$210	\$8,441	\$0
658	Lineworker 1/C	100016785	00049	Narragansett Electric Company	\$162	\$9,236	\$0
659	Performance Svr	100016804	00049	Narragansett Electric Company	\$78	\$4,464	\$0
660	Lineworker 1/C	100016827	00049	Narragansett Electric Company	\$238	\$9,265	\$0
661	Lead Splicer	100016938	00049	Narragansett Electric Company	\$187	\$9,311	\$0
662	Lineworker 1/C	100016941	00049	Narragansett Electric Company	\$179	\$8,096	\$0
663	Performance Svr	100016964	00049	Narragansett Electric Company	\$166	\$6,659	\$0
664	Material Handler B	100016971	00049	Narragansett Electric Company	\$0	\$7,615	\$0
665	Troubleshooter	100017009	00049	Narragansett Electric Company	\$155	\$8,574	\$0
666	Sr Analyst	100017176	00049	Narragansett Electric Company	\$131	\$3,145	\$0
667	Material Handler B	100017249	00049	Narragansett Electric Company	\$0	\$6,716	\$0
668	Lead Splicer	100017297	00049	Narragansett Electric Company	\$140	\$8,243	\$0
669	Lineworker 1/C	100017337	00049	Narragansett Electric Company	\$212	\$10,605	\$0
670	Cable Splicer 3/C	100017361	00049	Narragansett Electric Company	\$118	\$6,796	\$0
671	Crew Leader	100017416	00049	Narragansett Electric Company	\$196	\$10,717	\$0
672	Distribution Design Eng	100017472	00049	Narragansett Electric Company	\$32	\$8,788	\$0
673	Working Leader O&M Test	100017475	00049	Narragansett Electric Company	\$256	\$9,338	\$133
674	Cable Splicer 1/C	100017476	00049	Narragansett Electric Company	\$149	\$9,468	\$0
675	Crew Leader	100017479	00049	Narragansett Electric Company	\$200	\$10,572	\$0
676	Lineworker 1/C	100017480	00049	Narragansett Electric Company	\$179	\$9,788	\$0
677	Administrative Assistant	100017484	00049	Narragansett Electric Company	\$0	\$1,664	\$0
678	Crew Leader	100017486	00049	Narragansett Electric Company	\$196	\$9,739	\$0
679	Crew Leader	100017493	00049	Narragansett Electric Company	\$204	\$9,739	\$0
680	Director	100017508	00049	Narragansett Electric Company	\$257	\$0	\$6,000
681	Meterworker 1/C	100017511	00049	Narragansett Electric Company	\$0	\$4,383	\$0
682	Distribution Design Eng	100017522	00049	Narragansett Electric Company	\$25	\$7,639	\$0
683	Operations Coordinator	100017530	00049	Narragansett Electric Company	\$175	\$4,404	\$0
684	Crew Leader	100017541	00049	Narragansett Electric Company	\$196	\$10,717	\$0
685	O&M Worker 1/C Test	100017544	00049	Narragansett Electric Company	\$214	\$8,107	\$89
686	Troubleshooter	100017560	00049	Narragansett Electric Company	\$196	\$10,114	\$0
687	Crew Leader	100017564	00049	Narragansett Electric Company	\$196	\$9,739	\$0
688	Material Handler	100017575	00049	Narragansett Electric Company	\$0	\$6,882	\$0
689	Working Leader	100017594	00049	Narragansett Electric Company	\$0	\$6,318	\$0
690	Distribution Design Eng	100017647	00049	Narragansett Electric Company	\$0	\$7,079	\$0
691	Meter Worker Assoc 80	100017652	00049	Narragansett Electric Company	\$0	\$4,269	\$0
692	Troubleshooter	100017657	00049	Narragansett Electric Company	\$73	\$5,739	\$0
693	Svr Distr Design	100017990	00049	Narragansett Electric Company	\$0	\$6,061	\$0
694	Cable Splicer 1/C	100018322	00049	Narragansett Electric Company	\$149	\$8,475	\$0
695	O&M Worker 3/C	100018330	00049	Narragansett Electric Company	\$113	\$6,423	\$0
696	Meter Reader 80	100018349	00049	Narragansett Electric Company	\$0	\$3,245	\$0
697	Meter Reader 80	100018352	00049	Narragansett Electric Company	\$0	\$3,668	\$0
698	Meter Reader 80	100018364	00049	Narragansett Electric Company	\$0	\$3,999	\$0
699	Distribution Design Eng	100018453	00049	Narragansett Electric Company	\$28	\$4,671	\$0
700	Troubleshooter	100018560	00049	Narragansett Electric Company	\$182	\$11,130	\$0

The Narragansett Electric Company
d/b/a National Grid
Final Storm Cost Accounting: 2010 and 2011 Storm Events
R.I.P.U.C. Docket No. 2509
Schedule 5-F-1
Page 11 of 27

The Narragansett Electric Company
Summary of Final Storm Costs
August 2011 Tropical Storm Irene
Payroll Costs by Employee ID

Grand Total: \$6,483,547

Line #	Job Cd Descr	Empl Id	Orig Business Unit	Orig Bus Unit Descr	Base Pay	Overtime	Miscellaneous Pay
	(a)	(b)	(c)	(d)	(e)	(f)	(g)
701	Cable Splicer 1/C	100018621	00049	Narragansett Electric Company	\$170	\$9,045	\$0
702	Meter Reader 80	100018623	00049	Narragansett Electric Company	\$0	\$2,937	\$0
703	Meter Worker Assoc 80	100018626	00049	Narragansett Electric Company	\$0	\$4,289	\$0
704	Meter Reader 80	100018629	00049	Narragansett Electric Company	\$0	\$3,811	\$0
705	Meter Reader 80	100018632	00049	Narragansett Electric Company	\$0	\$3,317	\$0
706	Meter Worker Assoc 80	100018633	00049	Narragansett Electric Company	\$0	\$4,392	\$0
707	Meter Worker Assoc 80	100018661	00049	Narragansett Electric Company	\$0	\$3,572	\$0
708	Lineworker 1/C	100018709	00049	Narragansett Electric Company	\$220	\$9,617	\$0
709	Meter Reader 80	100018923	00049	Narragansett Electric Company	\$0	\$5,850	\$0
710	Cable Splicer 1/C	100018999	00049	Narragansett Electric Company	\$170	\$8,470	\$0
711	Lineworker 1/C	100019120	00049	Narragansett Electric Company	\$244	\$11,290	\$0
712	Troubleshooter	100019121	00049	Narragansett Electric Company	\$196	\$12,644	\$0
713	Lead Splicer	100046930	00049	Narragansett Electric Company	\$187	\$9,944	\$0
714	Meter Worker Assoc 80	100046936	00049	Narragansett Electric Company	\$0	\$4,037	\$0
715	Senior Design Technician	100046943	00049	Narragansett Electric Company	\$0	\$5,447	\$0
716	O&M Worker 3/C	100047047	00049	Narragansett Electric Company	\$140	\$5,765	\$0
717	Meter Reader 80	100047941	00049	Narragansett Electric Company	\$0	\$3,729	\$0
718	Meter Reader 80	100048022	00049	Narragansett Electric Company	\$0	\$3,893	\$0
719	O&M Worker 3/C	100048181	00049	Narragansett Electric Company	\$81	\$3,816	\$0
720	Lineworker 1/C	100048195	00049	Narragansett Electric Company	\$179	\$9,794	\$0
721	Lineworker 1/C	100048196	00049	Narragansett Electric Company	\$204	\$11,013	\$0
722	Lineworker 1/C	100048197	00049	Narragansett Electric Company	\$179	\$10,719	\$0
723	Lineworker 1/C	100048198	00049	Narragansett Electric Company	\$179	\$10,206	\$0
724	O&M Worker 1/C Test	100048199	00049	Narragansett Electric Company	\$185	\$9,062	\$100
725	O&M Worker 1/C Test	100048200	00049	Narragansett Electric Company	\$189	\$7,774	\$0
726	O&M Worker 1/C Test	100048229	00049	Narragansett Electric Company	\$189	\$7,774	\$0
727	O&M Worker 1/C Test	100048242	00049	Narragansett Electric Company	\$189	\$7,774	\$0
728	Meter Reader 80	100048414	00049	Narragansett Electric Company	\$0	\$4,241	\$0
729	Meter Reader 80	100048510	00049	Narragansett Electric Company	\$0	\$3,832	\$0
730	Meter Worker Assoc 80	100048677	00049	Narragansett Electric Company	\$0	\$3,306	\$0
731	Metering Serv Rep	100048753	00049	Narragansett Electric Company	\$0	\$3,104	\$0
732	O&M Worker 1/C Test	100049651	00049	Narragansett Electric Company	\$221	\$7,388	\$75
733	O&M Worker 3/C	100050850	00049	Narragansett Electric Company	\$81	\$3,184	\$0
734	Meter Reader 80	100051048	00049	Narragansett Electric Company	\$0	\$3,335	\$0
735	Meter Reader 80	100051049	00049	Narragansett Electric Company	\$0	\$3,408	\$0
736	Meter Reader 80	100053358	00049	Narragansett Electric Company	\$71	\$1,048	\$0
737	Meter Reader 80	100053441	00049	Narragansett Electric Company	\$0	\$3,955	\$0
738	Meter Reader 80	100053442	00049	Narragansett Electric Company	\$71	\$898	\$0
739	Meter Worker Assoc 80	100054301	00049	Narragansett Electric Company	\$80	\$768	\$0
740	Auto/Truck Tech 1/C w/cert	100054795	00049	Narragansett Electric Company	\$28	\$5,865	\$0
741	Meter Reader 80	100056294	00049	Narragansett Electric Company	\$57	\$599	\$0
742	Meter Reader 80	100063297	00049	Narragansett Electric Company	\$68	\$626	\$0
743	Troubleshooter	100711133	00049	Narragansett Electric Company	\$147	\$13,220	\$0
744	Lineworker 2/C	100711134	00049	Narragansett Electric Company	\$166	\$6,954	\$0
745	Lineworker 2/C	100711184	00049	Narragansett Electric Company	\$140	\$6,954	\$0
746	Lineworker 2/C	100711186	00049	Narragansett Electric Company	\$163	\$7,200	\$0
747	Lineworker 2/C	100711187	00049	Narragansett Electric Company	\$148	\$7,311	\$0
748	Lineworker 2/C	100711188	00049	Narragansett Electric Company	\$179	\$8,056	\$0
749	Lineworker 2/C	100711229	00049	Narragansett Electric Company	\$140	\$6,954	\$0
750	Lineworker 2/C	100711237	00049	Narragansett Electric Company	\$169	\$7,601	\$0
751	Meter Reader 80	100711281	00049	Narragansett Electric Company	\$71	\$1,143	\$0
752	Cable Splicer Apprentice	100711288	00049	Narragansett Electric Company	\$127	\$6,742	\$0
753	Lineworker 2/C	100711289	00049	Narragansett Electric Company	\$140	\$6,954	\$0
754	Lineworker 2/C	100711290	00049	Narragansett Electric Company	\$178	\$7,092	\$0
755	Meter Reader 80	100711505	00049	Narragansett Electric Company	\$71	\$912	\$0
756	Meter Worker Assoc 80	100711516	00049	Narragansett Electric Company	\$80	\$1,137	\$0
757	Lineworker 2/C	100711583	00049	Narragansett Electric Company	\$170	\$6,954	\$0
758	Lineworker 2/C	100711584	00049	Narragansett Electric Company	\$140	\$6,954	\$0
759	Lineworker 2/C	100711585	00049	Narragansett Electric Company	\$175	\$6,687	\$0
760	Lineworker 2/C	100711587	00049	Narragansett Electric Company	\$140	\$6,954	\$0
761	Lineworker 2/C	100711589	00049	Narragansett Electric Company	\$175	\$7,824	\$0
762	Lineworker 2/C	100711590	00049	Narragansett Electric Company	\$154	\$5,617	\$0
763	Cable Splicer 3/C	100711601	00049	Narragansett Electric Company	\$118	\$6,688	\$0
764	Cable Splicer 3/C	100711602	00049	Narragansett Electric Company	\$118	\$6,688	\$0
765	Lineworker 3/C	100711603	00049	Narragansett Electric Company	\$85	\$815	\$0
766	Lineworker Apprentice	100711603	00049	Narragansett Electric Company	\$83	\$5,566	\$0
767	Cable Splicer Apprentice	100711635	00049	Narragansett Electric Company	\$127	\$6,314	\$0
768	Meter Worker Assoc 80	100711698	00049	Narragansett Electric Company	\$80	\$1,137	\$0
769	Meter Worker Assoc 80	100711701	00049	Narragansett Electric Company	\$80	\$1,014	\$0
770	Meter Worker Assoc 80	100711702	00049	Narragansett Electric Company	\$80	\$953	\$0

The Narragansett Electric Company
d/b/a National Grid
Final Storm Cost Accounting: 2010 and 2011 Storm Events
R.I.P.U.C. Docket No. 2509
Schedule 5-F-1
Page 12 of 27

The Narragansett Electric Company
Summary of Final Storm Costs
August 2011 Tropical Storm Irene
Payroll Costs by Employee ID

Grand Total: \$6,483,547

Line #	Job Cd Descr	Empl Id	Orig Business Unit	Orig Bus Unit Descr	Base Pay	Overtime	Miscellaneous Pay
	(a)	(b)	(c)	(d)	(e)	(f)	(g)
771	Meter Worker Assoc 80	100711703	00049	Narragansett Electric Company	\$80	\$907	\$0
772	Meter Worker Assoc 80	100711722	00049	Narragansett Electric Company	\$80	\$999	\$0
773	Meter Worker Assoc 80	100711728	00049	Narragansett Electric Company	\$80	\$676	\$0
774	Meter Worker Assoc 80	100711729	00049	Narragansett Electric Company	\$80	\$1,114	\$0
775	Lineworker 3/C	100711738	00049	Narragansett Electric Company	\$157	\$6,817	\$0
776	Lineworker 3/C	100711739	00049	Narragansett Electric Company	\$149	\$6,817	\$0
777	Lineworker 3/C	100711740	00049	Narragansett Electric Company	\$157	\$6,479	\$0
778	Lineworker 3/C	100711745	00049	Narragansett Electric Company	\$157	\$6,479	\$0
779	Auto/Truck Tech 3/C w/cert	100711747	00049	Narragansett Electric Company	\$0	\$4,634	\$0
780	Auto/Truck Tech 3/C w/cert	100711748	00049	Narragansett Electric Company	\$0	\$4,634	\$0
781	Lineworker 3/C	100711751	00049	Narragansett Electric Company	\$184	\$7,899	\$0
782	Meter Worker Assoc 80	100711867	00049	Narragansett Electric Company	\$80	\$1,291	\$0
783	Meter Reader 80	100711872	00049	Narragansett Electric Company	\$71	\$857	\$0
784	Meter Reader 80	100711879	00049	Narragansett Electric Company	\$71	\$1,020	\$0
785	Lineworker 3/C	100713867	00049	Narragansett Electric Company	\$184	\$7,140	\$0
786	VP MA & Federal Regulatory	100000025	00099	National Grid USA Service Co.	\$1,810	\$0	\$0
787	Sr Cust Svc Rep III	100000037	00099	National Grid USA Service Co.	\$0	\$1,517	\$36
788	T & D Inspector	100000044	00099	National Grid USA Service Co.	\$0	\$4,151	\$0
789	Customer Connections Rep B	100000050	00099	National Grid USA Service Co.	\$0	\$1,906	\$0
790	Director	100000051	00099	National Grid USA Service Co.	\$0	\$0	\$2,568
791	Director	100000136	00099	National Grid USA Service Co.	\$0	\$0	\$3,000
792	Director	100000142	00099	National Grid USA Service Co.	\$0	\$0	\$1,350
793	Structural Specialist/cc	100000155	00099	National Grid USA Service Co.	\$0	\$5,678	\$0
794	Manager	100000163	00099	National Grid USA Service Co.	\$744	\$3,408	\$0
795	Lead Supervisor	100000165	00099	National Grid USA Service Co.	\$0	\$2,469	\$0
796	Cnsltng Engineer	100000194	00099	National Grid USA Service Co.	\$2,208	\$4,000	\$0
797	Director	100000201	00099	National Grid USA Service Co.	\$1,011	\$0	\$0
798	Sr Tlcmns Technician	100000205	00099	National Grid USA Service Co.	\$616	\$808	\$0
799	Sr Supervisor	100000222	00099	National Grid USA Service Co.	\$1,510	\$8,762	\$0
800	Sr Supervisor	100000237	00099	National Grid USA Service Co.	\$1,438	\$6,423	\$0
801	Structural Specialist/cc	100000273	00099	National Grid USA Service Co.	\$0	\$6,680	\$0
802	Director	100000282	00099	National Grid USA Service Co.	\$502	\$0	\$631
803	Lead Engineer	100000285	00099	National Grid USA Service Co.	\$2,108	\$4,896	\$0
804	Director	100000309	00099	National Grid USA Service Co.	\$1,708	\$0	\$694
805	Director	100000362	00099	National Grid USA Service Co.	\$131	\$0	\$631
806	Coordinator	100000365	00099	National Grid USA Service Co.	\$406	\$3,956	\$0
807	System Ctl Center Optr	100000390	00099	National Grid USA Service Co.	\$0	\$2,963	\$0
808	Director	100000426	00099	National Grid USA Service Co.	\$1,803	\$0	\$2,419
809	Prin Engineer	100000440	00099	National Grid USA Service Co.	\$3,093	\$5,892	\$0
810	Coord Emergency Preparedness	100000441	00099	National Grid USA Service Co.	\$1,018	\$2,308	\$0
811	Sr Cust Svc Rep III	100000543	00099	National Grid USA Service Co.	\$0	\$1,460	\$42
812	Manager	100000565	00099	National Grid USA Service Co.	\$735	\$1,244	\$0
813	Coordinator	100000591	00099	National Grid USA Service Co.	\$0	\$1,025	\$0
814	Director	100000616	00099	National Grid USA Service Co.	\$2,051	\$0	\$3,000
815	Structural Specialist/cc	100000619	00099	National Grid USA Service Co.	\$0	\$1,280	\$0
816	Lead Analyst	100000687	00099	National Grid USA Service Co.	\$1,806	\$2,063	\$0
817	Coord System Control Center	100000702	00099	National Grid USA Service Co.	\$0	\$1,035	\$0
818	Prin Engineer	100000737	00099	National Grid USA Service Co.	\$3,964	\$5,363	\$0
819	Sr Cust Svc Rep III	100000740	00099	National Grid USA Service Co.	\$0	\$1,006	\$30
820	Work Coordinator	100000751	00099	National Grid USA Service Co.	\$1,712	\$8,150	\$0
821	Sr Supervisor	100000755	00099	National Grid USA Service Co.	\$714	\$4,078	\$0
822	Designer B	100000765	00099	National Grid USA Service Co.	\$0	\$2,362	\$0
823	IT Analyst	100000776	00099	National Grid USA Service Co.	\$895	\$777	\$0
824	Sr Supervisor	100000866	00099	National Grid USA Service Co.	\$1,301	\$6,168	\$0
825	Cnsltng Engineer	100000867	00099	National Grid USA Service Co.	\$2,363	\$3,668	\$0
826	Switchboard Electrician	100000972	00099	National Grid USA Service Co.	\$0	\$1,855	\$0
827	Sr Engineer	100001005	00099	National Grid USA Service Co.	\$662	\$3,961	\$0
828	Fld Accountant Sr 80	100001068	00099	National Grid USA Service Co.	\$57	\$1,370	\$0
829	Working Leader - Electrical	100001084	00099	National Grid USA Service Co.	\$665	\$0	\$163
830	Manager	100001095	00099	National Grid USA Service Co.	\$854	\$779	\$0
831	Sr Supervisor	100001108	00099	National Grid USA Service Co.	\$0	\$551	\$0
832	Driver-Utility 1/C	100001149	00099	National Grid USA Service Co.	\$560	\$0	\$0
833	Team Lead	100001161	00099	National Grid USA Service Co.	\$0	\$1,783	\$72
834	Executive Asst to Band B	100001164	00099	National Grid USA Service Co.	\$375	\$1,391	\$0
835	Sr Supervisor	100001181	00099	National Grid USA Service Co.	\$1,725	\$5,665	\$0
836	Sr Training Rep	100001220	00099	National Grid USA Service Co.	\$0	\$4,774	\$0
837	Svr Metering Svcs	100001223	00099	National Grid USA Service Co.	\$1,646	\$3,858	\$0
838	Manager	100001247	00099	National Grid USA Service Co.	\$1,935	\$3,313	\$0
839	Prin Engineer	100001312	00099	National Grid USA Service Co.	\$1,197	\$2,403	\$0
840	Sr Engineer	100001316	00099	National Grid USA Service Co.	\$1,673	\$4,795	\$0

The Narragansett Electric Company
d/b/a National Grid
Final Storm Cost Accounting: 2010 and 2011 Storm Events
R.I.P.U.C. Docket No. 2509
Schedule 5-F-1
Page 13 of 27

The Narragansett Electric Company
Summary of Final Storm Costs
August 2011 Tropical Storm Irene
Payroll Costs by Employee ID

Grand Total: \$6,483,547

Line #	Job Cd Descr	Empl Id	Orig Business Unit	Orig Bus Unit Descr	Base Pay	Overtime	Miscellaneous Pay
	(a)	(b)	(c)	(d)	(e)	(f)	(g)
841	Operations Clerk	100001326	00099	National Grid USA Service Co.	\$0	\$2,268	\$0
842	Ld Relay Technician	100001344	00099	National Grid USA Service Co.	\$702	\$1,053	\$0
843	Sr Engineer	100001404	00099	National Grid USA Service Co.	\$551	\$1,206	\$0
844	Lead Engineer	100001435	00099	National Grid USA Service Co.	\$1,379	\$6,045	\$0
845	Lead Engineer	100001448	00099	National Grid USA Service Co.	\$1,019	\$3,177	\$0
846	Sr Supervisor	100001458	00099	National Grid USA Service Co.	\$1,741	\$9,405	\$0
847	Sr Analyst	100001618	00099	National Grid USA Service Co.	\$494	\$835	\$0
848	Lead IT Analyst	100001634	00099	National Grid USA Service Co.	\$315	\$742	\$0
849	Manager	100001662	00099	National Grid USA Service Co.	\$2,149	\$5,305	\$0
850	Structural Specialist/cc	100001751	00099	National Grid USA Service Co.	\$0	\$6,680	\$0
851	Sr Training Rep	100001835	00099	National Grid USA Service Co.	\$423	\$939	\$0
852	Lead Engineer	100001974	00099	National Grid USA Service Co.	\$291	\$821	\$0
853	Sr IT Analyst	100002014	00099	National Grid USA Service Co.	\$24	\$0	\$0
854	Operations Clerk	100002074	00099	National Grid USA Service Co.	\$0	\$3,711	\$0
855	Prin Engineer	100002093	00099	National Grid USA Service Co.	\$2,472	\$6,642	\$0
856	Manager	100002246	00099	National Grid USA Service Co.	\$1,986	\$5,661	\$0
857	Director	100002249	00099	National Grid USA Service Co.	\$857	\$0	\$780
858	Coordinator	100002270	00099	National Grid USA Service Co.	\$0	\$1,505	\$0
859	Sr Cust Svc Rep III	100002287	00099	National Grid USA Service Co.	\$0	\$2,424	\$96
860	Live Line Specialist	100002290	00099	National Grid USA Service Co.	\$256	\$1,546	\$0
861	Fld Accountant Sr 80	100002312	00099	National Grid USA Service Co.	\$342	\$771	\$0
862	Ld Relay Technician	100002340	00099	National Grid USA Service Co.	\$1,863	\$3,303	\$0
863	Utility Worker 1C/cc	100002345	00099	National Grid USA Service Co.	\$0	\$6,223	\$0
864	Operations Clerk	100002393	00099	National Grid USA Service Co.	\$0	\$3,711	\$0
865	Structural Specialist/cc	100002413	00099	National Grid USA Service Co.	\$0	\$3,785	\$0
866	Sr Cust Svc Rep III	100002437	00099	National Grid USA Service Co.	\$0	\$1,404	\$66
867	Energy Eff Consultant	100002472	00099	National Grid USA Service Co.	\$1,019	\$284	\$0
868	Director	100002518	00099	National Grid USA Service Co.	\$1,236	\$0	\$1,500
869	Lead Safety Rep	100002543	00099	National Grid USA Service Co.	\$1,010	\$3,815	\$0
870	Fld Accountant Sr 80	100002589	00099	National Grid USA Service Co.	\$0	\$1,582	\$0
871	Analyst	100002639	00099	National Grid USA Service Co.	\$491	\$527	\$0
872	System Arborist	100002676	00099	National Grid USA Service Co.	\$1,252	\$2,247	\$0
873	Lineworker 1/C	100002726	00099	National Grid USA Service Co.	\$931	\$2,095	\$0
874	IT Analyst	100002727	00099	National Grid USA Service Co.	\$107	\$0	\$0
875	Lead Business Specialist	100002760	00099	National Grid USA Service Co.	\$1,824	\$1,598	\$0
876	Sr Supervisor	100002843	00099	National Grid USA Service Co.	\$1,564	\$5,544	\$0
877	Lineworker 1/C	100002880	00099	National Grid USA Service Co.	\$500	\$1,877	\$0
878	Sr Cust Svc Rep III	100002936	00099	National Grid USA Service Co.	\$0	\$243	\$18
879	Sr IT Analyst	100002992	00099	National Grid USA Service Co.	\$122	\$356	\$0
880	Sr Cust Svc Rep III	100003012	00099	National Grid USA Service Co.	\$0	\$1,769	\$42
881	Manager	100003075	00099	National Grid USA Service Co.	\$842	\$1,299	\$0
882	Lead Engineer	100003108	00099	National Grid USA Service Co.	\$0	\$552	\$0
883	Svr Metering Svcs	100003155	00099	National Grid USA Service Co.	\$0	\$1,038	\$0
884	Accounts Processing Rep II	100003184	00099	National Grid USA Service Co.	\$0	\$1,554	\$6
885	Working Leader - Electrical	100003193	00099	National Grid USA Service Co.	\$0	\$7,484	\$0
886	Lead Technician	100003264	00099	National Grid USA Service Co.	\$0	\$1,149	\$0
887	Cnstrctn Elect	100003376	00099	National Grid USA Service Co.	\$0	\$4,387	\$0
888	Electrician/Welder 1/C	100003501	00099	National Grid USA Service Co.	\$0	\$3,868	\$0
889	Lead Training Rep	100003514	00099	National Grid USA Service Co.	\$0	\$2,281	\$0
890	Sr IT Analyst	100003541	00099	National Grid USA Service Co.	\$989	\$980	\$0
891	Cust Svc Rep III	100003613	00099	National Grid USA Service Co.	\$0	\$1,365	\$6
892	Project Manager	100003621	00099	National Grid USA Service Co.	\$1,316	\$2,140	\$0
893	Structural Specialist/cc	100003639	00099	National Grid USA Service Co.	\$0	\$3,785	\$0
894	Sr Supervisor	100003690	00099	National Grid USA Service Co.	\$1,390	\$6,660	\$0
895	Working Leader - Electrical	100003695	00099	National Grid USA Service Co.	\$0	\$5,239	\$0
896	Welder 1/C	100003701	00099	National Grid USA Service Co.	\$217	\$1,309	\$0
897	Lead IT Analyst	100003926	00099	National Grid USA Service Co.	\$996	\$554	\$0
898	Accounts Processing Rep II	100003989	00099	National Grid USA Service Co.	\$0	\$1,526	\$6
899	Lead Engineer	100004007	00099	National Grid USA Service Co.	\$1,702	\$1,992	\$0
900	Director	100004034	00099	National Grid USA Service Co.	\$5,605	\$0	\$6,000
901	Mgr Distribution Dispatch	100004040	00099	National Grid USA Service Co.	\$0	\$1,980	\$0
902	Lead LR Rep	100004057	00099	National Grid USA Service Co.	\$0	\$3,525	\$0
903	Working Leader/cc	100004164	00099	National Grid USA Service Co.	\$0	\$4,014	\$0
904	Working Leader Structural	100004207	00099	National Grid USA Service Co.	\$195	\$0	\$0
905	Safety Advocate	100004247	00099	National Grid USA Service Co.	\$0	\$6,941	\$0
906	Live Line Specialist	100004250	00099	National Grid USA Service Co.	\$1,280	\$3,585	\$0
907	Sr Relay Technician	100004323	00099	National Grid USA Service Co.	\$616	\$318	\$0
908	Working Leader - Switchboard	100004332	00099	National Grid USA Service Co.	\$0	\$1,702	\$0
909	Sr Supervisor	100004359	00099	National Grid USA Service Co.	\$698	\$3,392	\$0
910	Manager	100004444	00099	National Grid USA Service Co.	\$752	\$1,652	\$0

The Narragansett Electric Company
d/b/a National Grid
Final Storm Cost Accounting: 2010 and 2011 Storm Events
R.I.P.U.C. Docket No. 2509
Schedule 5-F-1
Page 14 of 27

The Narragansett Electric Company
Summary of Final Storm Costs
August 2011 Tropical Storm Irene
Payroll Costs by Employee ID

Grand Total: \$6,483,547

Line #	Job Cd Descr	Empl Id	Orig Business Unit	Orig Bus Unit Descr	Base Pay	Overtime	Miscellaneous Pay
	(a)	(b)	(c)	(d)	(e)	(f)	(g)
911	Manager	100004466	00099	National Grid USA Service Co.	\$3,822	\$8,178	\$0
912	Field Mechanic	100004652	00099	National Grid USA Service Co.	\$1,082	\$3,031	\$0
913	Working Leader - Electrical	100004653	00099	National Grid USA Service Co.	\$0	\$1,622	\$0
914	Mgr Engineering Lab	100004669	00099	National Grid USA Service Co.	\$0	\$4,048	\$0
915	Sr Supervisor	100004679	00099	National Grid USA Service Co.	\$1,579	\$5,475	\$0
916	Lead Supervisor	100004717	00099	National Grid USA Service Co.	\$0	\$1,371	\$0
917	Lead Coordinator	100004752	00099	National Grid USA Service Co.	\$0	\$3,857	\$0
918	Operations Clerk	100004781	00099	National Grid USA Service Co.	\$0	\$4,562	\$0
919	Dynamiter1C/cc	100004823	00099	National Grid USA Service Co.	\$0	\$3,720	\$0
920	Manager	100004833	00099	National Grid USA Service Co.	\$1,114	\$5,034	\$0
921	Working Leader - Electrical	100004841	00099	National Grid USA Service Co.	\$0	\$4,241	\$0
922	Electrician I/C	100004844	00099	National Grid USA Service Co.	\$185	\$0	\$0
923	Working Leader - Electrical	100004929	00099	National Grid USA Service Co.	\$0	\$6,674	\$32
924	Relay Technician	100004938	00099	National Grid USA Service Co.	\$1,397	\$2,777	\$0
925	Manager	100004956	00099	National Grid USA Service Co.	\$817	\$854	\$0
926	Structural Specialist/cc	100005023	00099	National Grid USA Service Co.	\$0	\$4,676	\$0
927	Tran Comm Srvc Acct Mgr	100005196	00099	National Grid USA Service Co.	\$1,389	\$1,221	\$0
928	Sr Analyst	100005206	00099	National Grid USA Service Co.	\$449	\$523	\$0
929	Lead IT Analyst	100005247	00099	National Grid USA Service Co.	\$1,929	\$2,029	\$0
930	Sr Engineer	100005337	00099	National Grid USA Service Co.	\$679	\$1,751	\$0
931	Lead Supervisor	100005353	00099	National Grid USA Service Co.	\$0	\$1,396	\$0
932	Operations Clerk	100005510	00099	National Grid USA Service Co.	\$0	\$3,665	\$0
933	Sr Supervisor	100005530	00099	National Grid USA Service Co.	\$1,069	\$3,256	\$0
934	Sr Analyst	100005639	00099	National Grid USA Service Co.	\$0	\$483	\$0
935	Lead IT Analyst	100005687	00099	National Grid USA Service Co.	\$732	\$701	\$0
936	Lead Analyst	100005708	00099	National Grid USA Service Co.	\$304	\$749	\$0
937	Sr Cust Svc Rep III	100005748	00099	National Grid USA Service Co.	\$0	\$1,216	\$66
938	Electrician I/C	100005794	00099	National Grid USA Service Co.	\$0	\$1,392	\$0
939	Manager	100005837	00099	National Grid USA Service Co.	\$805	\$2,237	\$0
940	Sr Cust Svc Rep III	100005891	00099	National Grid USA Service Co.	\$0	\$1,216	\$90
941	Order Processing Rep A	100005899	00099	National Grid USA Service Co.	\$0	\$961	\$0
942	Working Leader - Switchboard	100005918	00099	National Grid USA Service Co.	\$0	\$4,287	\$0
943	Sr Training Rep	100005949	00099	National Grid USA Service Co.	\$0	\$1,648	\$0
944	Sr Engineer	100005958	00099	National Grid USA Service Co.	\$1,531	\$8,242	\$0
945	Working Leader - Switchboard	100005986	00099	National Grid USA Service Co.	\$0	\$4,287	\$0
946	Sr Cust Svc Rep III	100006004	00099	National Grid USA Service Co.	\$0	\$1,599	\$48
947	Lead Analyst	100006061	00099	National Grid USA Service Co.	\$882	\$1,147	\$0
948	Sr Supervisor	100006093	00099	National Grid USA Service Co.	\$1,685	\$4,027	\$0
949	Sr Cust Svc Rep III	100006104	00099	National Grid USA Service Co.	\$0	\$818	\$54
950	Executive Asst to Band A	100006126	00099	National Grid USA Service Co.	\$506	\$584	\$0
951	Director	100006293	00099	National Grid USA Service Co.	\$3,069	\$0	\$2,100
952	Cnstrctn Elect	100006298	00099	National Grid USA Service Co.	\$0	\$7,716	\$0
953	Work Coordinator	100006327	00099	National Grid USA Service Co.	\$1,573	\$7,194	\$0
954	Sr Relay Technician	100006420	00099	National Grid USA Service Co.	\$193	\$2,023	\$0
955	Manager	100006424	00099	National Grid USA Service Co.	\$2,569	\$4,272	\$0
956	Accounts Processing Rep II	100006497	00099	National Grid USA Service Co.	\$0	\$1,400	\$6
957	Manager	100006553	00099	National Grid USA Service Co.	\$373	\$2,529	\$0
958	Manager	100006583	00099	National Grid USA Service Co.	\$97	\$581	\$0
959	Sr Supervisor	100006648	00099	National Grid USA Service Co.	\$251	\$1,158	\$0
960	Training Rep	100006654	00099	National Grid USA Service Co.	\$374	\$773	\$0
961	Team Lead	100006694	00099	National Grid USA Service Co.	\$0	\$1,950	\$42
962	Lead Analyst	100006715	00099	National Grid USA Service Co.	\$624	\$365	\$0
963	Associate Operator	100006846	00099	National Grid USA Service Co.	\$0	\$1,138	\$0
964	Manager	100006889	00099	National Grid USA Service Co.	\$507	\$2,059	\$0
965	Switchboard Electrician	100006908	00099	National Grid USA Service Co.	\$0	\$4,466	\$0
966	Director	100006945	00099	National Grid USA Service Co.	\$0	\$0	\$3,000
967	Sr Analyst	100007070	00099	National Grid USA Service Co.	\$2,469	\$738	\$0
968	Sr Supervisor	100007135	00099	National Grid USA Service Co.	\$0	\$2,432	\$0
969	IT Analyst	100007156	00099	National Grid USA Service Co.	\$98	\$627	\$0
970	Operations Clerk	100007231	00099	National Grid USA Service Co.	\$0	\$3,665	\$0
971	Manager	100007316	00099	National Grid USA Service Co.	\$0	\$3,514	\$0
972	Director	100007338	00099	National Grid USA Service Co.	\$761	\$0	\$2,760
973	Manager	100007408	00099	National Grid USA Service Co.	\$583	\$699	\$0
974	Work Coordinator	100007463	00099	National Grid USA Service Co.	\$1,746	\$6,917	\$0
975	Sr Supervisor	100007479	00099	National Grid USA Service Co.	\$1,427	\$3,518	\$0
976	Director	100007485	00099	National Grid USA Service Co.	\$509	\$0	\$300
977	Accounts Processing Rep II	100007510	00099	National Grid USA Service Co.	\$0	\$1,117	\$6
978	Equip Operator	100007541	00099	National Grid USA Service Co.	\$71	\$1,375	\$0
979	Manager	100007551	00099	National Grid USA Service Co.	\$0	\$2,578	\$0
980	T & D Inspector	100007560	00099	National Grid USA Service Co.	\$0	\$4,246	\$0

The Narragansett Electric Company
d/b/a National Grid
Final Storm Cost Accounting: 2010 and 2011 Storm Events
R.I.P.U.C. Docket No. 2509
Schedule 5-F-1
Page 15 of 27

The Narragansett Electric Company
Summary of Final Storm Costs
August 2011 Tropical Storm Irene
Payroll Costs by Employee ID

Grand Total: \$6,483,547

Line #	Job Cd Descr	Empl Id	Orig Business Unit	Orig Bus Unit Descr	Base Pay	Overtime	Miscellaneous Pay
	(a)	(b)	(c)	(d)	(e)	(f)	(g)
981	Svr Metering Svcs	100007576	00099	National Grid USA Service Co.	\$1,033	\$1,515	\$0
982	Lead Engineer	100007643	00099	National Grid USA Service Co.	\$701	\$1,814	\$0
983	Sr Training Rep	100007664	00099	National Grid USA Service Co.	\$0	\$1,779	\$0
984	Lead Analyst	100007668	00099	National Grid USA Service Co.	\$609	\$1,164	\$0
985	Cnstrctn Elect	100007687	00099	National Grid USA Service Co.	\$0	\$7,716	\$0
986	Sr Analyst	100007702	00099	National Grid USA Service Co.	\$0	\$2,501	\$0
987	Coordinator	100007788	00099	National Grid USA Service Co.	\$551	\$1,729	\$0
988	Director	100007834	00099	National Grid USA Service Co.	\$1,015	\$0	\$0
989	Sr Analyst	100007847	00099	National Grid USA Service Co.	\$411	\$907	\$0
990	Svr Div Support Svcs	100007861	00099	National Grid USA Service Co.	\$732	\$2,112	\$0
991	Sr Supervisor	100007874	00099	National Grid USA Service Co.	\$337	\$3,262	\$0
992	Sr Supervisor	100007891	00099	National Grid USA Service Co.	\$0	\$846	\$0
993	Coordinator	100007926	00099	National Grid USA Service Co.	\$373	\$1,403	\$0
994	Cust Svc Rep III	100007949	00099	National Grid USA Service Co.	\$0	\$1,365	\$6
995	Sr Tlemns Technician	100007993	00099	National Grid USA Service Co.	\$616	\$924	\$0
996	Work Coordinator	100008039	00099	National Grid USA Service Co.	\$0	\$817	\$0
997	Sr IT Analyst	100008121	00099	National Grid USA Service Co.	\$349	\$614	\$0
998	Manager	100008140	00099	National Grid USA Service Co.	\$1,580	\$5,309	\$0
999	Legal Ast	100008145	00099	National Grid USA Service Co.	\$1,015	\$1,523	\$0
1000	Manager	100008170	00099	National Grid USA Service Co.	\$0	\$2,030	\$0
1001	Working Leader - Electrical	100008177	00099	National Grid USA Service Co.	\$0	\$4,241	\$0
1002	Lead Engineer	100008183	00099	National Grid USA Service Co.	\$803	\$2,363	\$0
1003	Manager	100008188	00099	National Grid USA Service Co.	\$1,974	\$3,497	\$0
1004	Sr Real Estate Rep	100008227	00099	National Grid USA Service Co.	\$1,403	\$3,350	\$0
1005	Executive Asst to Band A	100008229	00099	National Grid USA Service Co.	\$0	\$547	\$0
1006	Sr Cust Svc Rep III	100008251	00099	National Grid USA Service Co.	\$252	\$1,349	\$42
1007	Electrician I/C	100008280	00099	National Grid USA Service Co.	\$0	\$4,140	\$0
1008	Working Leader - Electrical	100008287	00099	National Grid USA Service Co.	\$0	\$4,241	\$0
1009	Sr Supervisor	100008421	00099	National Grid USA Service Co.	\$1,016	\$3,833	\$0
1010	Manager	100008481	00099	National Grid USA Service Co.	\$248	\$2,520	\$0
1011	Sr Supervisor	100008541	00099	National Grid USA Service Co.	\$524	\$565	\$0
1012	Lead Analyst	100008553	00099	National Grid USA Service Co.	\$797	\$1,246	\$0
1013	Sr Cust Svc Rep III	100008600	00099	National Grid USA Service Co.	\$0	\$1,415	\$30
1014	Operations Clerk	100008612	00099	National Grid USA Service Co.	\$0	\$3,963	\$0
1015	Operations Clerk	100008642	00099	National Grid USA Service Co.	\$0	\$3,903	\$0
1016	Sr Training Rep	100008663	00099	National Grid USA Service Co.	\$0	\$1,724	\$0
1017	Manager	100008778	00099	National Grid USA Service Co.	\$1,976	\$2,675	\$0
1018	Team Lead	100008830	00099	National Grid USA Service Co.	\$0	\$2,193	\$48
1019	Supervisor	100008909	00099	National Grid USA Service Co.	\$248	\$1,746	\$0
1020	Coordinator	100009001	00099	National Grid USA Service Co.	\$678	\$3,705	\$0
1021	Coordinator	100009003	00099	National Grid USA Service Co.	\$432	\$832	\$0
1022	Lead Supervisor	100009018	00099	National Grid USA Service Co.	\$1,506	\$6,575	\$0
1023	Senior Energy Eff Consul	100009033	00099	National Grid USA Service Co.	\$1,447	\$461	\$0
1024	Sr Analyst	100009057	00099	National Grid USA Service Co.	\$614	\$851	\$0
1025	Switchboard Electrician	100009070	00099	National Grid USA Service Co.	\$198	\$0	\$0
1026	Analytical Ast	100009091	00099	National Grid USA Service Co.	\$527	\$534	\$0
1027	Working Leader/cc	100009113	00099	National Grid USA Service Co.	\$0	\$7,083	\$0
1028	Team Lead	100009204	00099	National Grid USA Service Co.	\$0	\$2,273	\$66
1029	Director	100009256	00099	National Grid USA Service Co.	\$1,265	\$0	\$0
1030	Sr Relay Technician	100009322	00099	National Grid USA Service Co.	\$935	\$2,280	\$0
1031	Sr Auditor	100009331	00099	National Grid USA Service Co.	\$144	\$177	\$0
1032	Sr Supervisor	100009336	00099	National Grid USA Service Co.	\$1,427	\$2,613	\$0
1033	Manager	100009376	00099	National Grid USA Service Co.	\$362	\$742	\$0
1034	Sr Analyst	100009420	00099	National Grid USA Service Co.	\$323	\$784	\$0
1035	Team Lead	100009422	00099	National Grid USA Service Co.	\$0	\$1,222	\$6
1036	Lead Analyst	100009502	00099	National Grid USA Service Co.	\$677	\$1,309	\$0
1037	Cnstrctn Elect	100009527	00099	National Grid USA Service Co.	\$0	\$1,161	\$0
1038	Electrician I/C	100009531	00099	National Grid USA Service Co.	\$0	\$3,775	\$0
1039	Sr Supervisor	100009573	00099	National Grid USA Service Co.	\$1,368	\$3,939	\$0
1040	Shift Supervisor Control Room	100009586	00099	National Grid USA Service Co.	\$0	\$1,217	\$0
1041	Sr Supervisor	100009597	00099	National Grid USA Service Co.	\$0	\$675	\$0
1042	Structural Specialist/cc	100009600	00099	National Grid USA Service Co.	\$0	\$6,680	\$0
1043	Lead Engineer	100009601	00099	National Grid USA Service Co.	\$1,053	\$3,046	\$0
1044	IT Analyst	100009605	00099	National Grid USA Service Co.	\$550	\$373	\$0
1045	Sr Cust Svc Rep III	100009609	00099	National Grid USA Service Co.	\$0	\$619	\$12
1046	Coordinator	100009671	00099	National Grid USA Service Co.	\$0	\$727	\$0
1047	Utility Worker 3/C/cc	100009684	00099	National Grid USA Service Co.	\$0	\$5,018	\$0
1048	Lead Engineer	100009758	00099	National Grid USA Service Co.	\$1,879	\$2,542	\$0
1049	Sr IT Analyst	100009878	00099	National Grid USA Service Co.	\$0	\$160	\$0
1050	Technician I/C (80)	100009918	00099	National Grid USA Service Co.	\$0	\$1,560	\$0

The Narragansett Electric Company
d/b/a National Grid
Final Storm Cost Accounting: 2010 and 2011 Storm Events
R.I.P.U.C. Docket No. 2509
Schedule 5-F-1
Page 16 of 27

The Narragansett Electric Company
Summary of Final Storm Costs
August 2011 Tropical Storm Irene
Payroll Costs by Employee ID

Grand Total: \$6,483,547

Line #	Job Cd Descr	Empl Id	Orig Business Unit	Orig Bus Unit Descr	Base Pay	Overtime	Miscellaneous Pay
	(a)	(b)	(c)	(d)	(e)	(f)	(g)
1051	Manager	100009945	00099	National Grid USA Service Co.	\$748	\$1,741	\$0
1052	Svr Metering Svcs	100009946	00099	National Grid USA Service Co.	\$0	\$2,546	\$0
1053	Executive Asst to Band B	100009949	00099	National Grid USA Service Co.	\$957	\$619	\$0
1054	Sr Cust Svc Rep III	100009951	00099	National Grid USA Service Co.	\$0	\$936	\$36
1055	Sr Cust Svc Rep III	100009953	00099	National Grid USA Service Co.	\$0	\$2,227	\$84
1056	Team Lead	100009973	00099	National Grid USA Service Co.	\$0	\$1,794	\$102
1057	Accounts Processing Rep II	100009994	00099	National Grid USA Service Co.	\$0	\$1,482	\$6
1058	Cnstrctn Elect	100009998	00099	National Grid USA Service Co.	\$0	\$4,387	\$0
1059	Dispatcher I	100010003	00099	National Grid USA Service Co.	\$1,474	\$1,769	\$66
1060	Lead Proj Mgr	100010065	00099	National Grid USA Service Co.	\$738	\$955	\$0
1061	Lead Project Manager	100010071	00099	National Grid USA Service Co.	\$1,912	\$4,336	\$0
1062	Sr Analyst	100010079	00099	National Grid USA Service Co.	\$1,048	\$3,709	\$0
1063	Project Manager	100010096	00099	National Grid USA Service Co.	\$1,793	\$3,069	\$0
1064	Supervisor	100010158	00099	National Grid USA Service Co.	\$615	\$1,382	\$0
1065	Electrician I/C	100010247	00099	National Grid USA Service Co.	\$0	\$3,775	\$0
1066	Director	100010291	00099	National Grid USA Service Co.	\$3,687	\$0	\$4,500
1067	Operations Clerk	100010314	00099	National Grid USA Service Co.	\$0	\$1,227	\$0
1068	Director	100010322	00099	National Grid USA Service Co.	\$2,666	\$0	\$1,500
1069	Lead Technician	100010356	00099	National Grid USA Service Co.	\$331	\$3,763	\$0
1070	Sr Cust Svc Rep III	100010364	00099	National Grid USA Service Co.	\$0	\$1,659	\$30
1071	Live Line Specialist	100010365	00099	National Grid USA Service Co.	\$256	\$1,546	\$0
1072	Svr Metering Svcs	100010500	00099	National Grid USA Service Co.	\$534	\$660	\$0
1073	VP Project Management	100010512	00099	National Grid USA Service Co.	\$772	\$0	\$0
1074	Lead Engineer	100010530	00099	National Grid USA Service Co.	\$1,812	\$3,427	\$0
1075	Ld Relay Technician	100010601	00099	National Grid USA Service Co.	\$1,746	\$4,124	\$0
1076	Electrician/Welder I/C	100010655	00099	National Grid USA Service Co.	\$0	\$7,081	\$0
1077	Sr Cust Svc Rep III	100010689	00099	National Grid USA Service Co.	\$0	\$402	\$42
1078	Sr Training Rep	100010717	00099	National Grid USA Service Co.	\$0	\$997	\$0
1079	Manager	100010739	00099	National Grid USA Service Co.	\$1,082	\$4,110	\$0
1080	Cnstrctn Elect	100010741	00099	National Grid USA Service Co.	\$0	\$4,387	\$0
1081	Accounts Processing Rep II	100010768	00099	National Grid USA Service Co.	\$0	\$886	\$6
1082	Director	100010803	00099	National Grid USA Service Co.	\$3,644	\$0	\$4,500
1083	Manager	100010849	00099	National Grid USA Service Co.	\$761	\$1,772	\$0
1084	Supervisor	100010876	00099	National Grid USA Service Co.	\$532	\$783	\$0
1085	Director	100011058	00099	National Grid USA Service Co.	\$2,014	\$0	\$2,568
1086	Electrician/Welder I/C	100011064	00099	National Grid USA Service Co.	\$0	\$6,826	\$0
1087	Util Worker I/C	100011112	00099	National Grid USA Service Co.	\$0	\$6,160	\$0
1088	Svr Bldg Mntc	100011144	00099	National Grid USA Service Co.	\$0	\$1,555	\$0
1089	Cnstrctn Elect	100011188	00099	National Grid USA Service Co.	\$0	\$7,060	\$0
1090	Lead Supervisor	100011200	00099	National Grid USA Service Co.	\$331	\$3,219	\$0
1091	Director	100011201	00099	National Grid USA Service Co.	\$0	\$0	\$1,380
1092	Team Lead	100011217	00099	National Grid USA Service Co.	\$172	\$869	\$42
1093	Director	100011221	00099	National Grid USA Service Co.	\$2,891	\$0	\$2,250
1094	Lead Project Manager	100011253	00099	National Grid USA Service Co.	\$1,279	\$5,836	\$0
1095	Structural Specialist/cc	100011262	00099	National Grid USA Service Co.	\$0	\$6,680	\$0
1096	Sr Map & Record Tech	100011280	00099	National Grid USA Service Co.	\$648	\$6,659	\$0
1097	Shift Supervisor Control Room	100011351	00099	National Grid USA Service Co.	\$0	\$888	\$0
1098	Coordinator	100011389	00099	National Grid USA Service Co.	\$682	\$951	\$0
1099	Structural Specialist/cc	100011407	00099	National Grid USA Service Co.	\$0	\$223	\$0
1100	Manager	100011429	00099	National Grid USA Service Co.	\$4,004	\$0	\$4,417
1101	Manager	100011436	00099	National Grid USA Service Co.	\$0	\$642	\$0
1102	Director	100011474	00099	National Grid USA Service Co.	\$1,876	\$0	\$2,250
1103	Switchboard Electrician	100011517	00099	National Grid USA Service Co.	\$0	\$7,789	\$0
1104	Manager	100011528	00099	National Grid USA Service Co.	\$1,854	\$6,735	\$0
1105	Electrician I/C	100011561	00099	National Grid USA Service Co.	\$0	\$1,634	\$0
1106	Sr Engineer	100011585	00099	National Grid USA Service Co.	\$1,464	\$2,027	\$0
1107	Live Line Specialist	100011608	00099	National Grid USA Service Co.	\$0	\$512	\$0
1108	Lead Project Manager	100011649	00099	National Grid USA Service Co.	\$1,089	\$5,350	\$0
1109	Director	100011655	00099	National Grid USA Service Co.	\$3,306	\$0	\$2,550
1110	Lead Training Spec	100011721	00099	National Grid USA Service Co.	\$0	\$109	\$0
1111	Prin Engineer	100011729	00099	National Grid USA Service Co.	\$2,073	\$4,251	\$0
1112	Electrician I/C	100011768	00099	National Grid USA Service Co.	\$0	\$3,775	\$0
1113	Cnstrctn Elect	100011772	00099	National Grid USA Service Co.	\$235	\$7,716	\$0
1114	Executive Asst to COO	100011784	00099	National Grid USA Service Co.	\$0	\$128	\$0
1115	Director	100011797	00099	National Grid USA Service Co.	\$0	\$0	\$5,136
1116	Equip Operator	100011807	00099	National Grid USA Service Co.	\$212	\$1,277	\$0
1117	Lead Supervisor	100011913	00099	National Grid USA Service Co.	\$846	\$647	\$0
1118	Sr Tlemns Technician	100011924	00099	National Grid USA Service Co.	\$324	\$309	\$0
1119	Director	100011964	00099	National Grid USA Service Co.	\$3,601	\$0	\$6,000
1120	Live Line Specialist	100011985	00099	National Grid USA Service Co.	\$1,280	\$3,585	\$0

The Narragansett Electric Company
d/b/a National Grid
Final Storm Cost Accounting: 2010 and 2011 Storm Events
R.I.P.U.C. Docket No. 2509
Schedule 5-F-1
Page 17 of 27

The Narragansett Electric Company
Summary of Final Storm Costs
August 2011 Tropical Storm Irene
Payroll Costs by Employee ID

Grand Total: \$6,483,547

Line #	Job Cd Descr	Empl Id	Orig Business Unit	Orig Bus Unit Descr	Base Pay	Overtime	Miscellaneous Pay
(a)	(b)	(c)	(d)	(e)	(f)	(g)	
1121	Lead Engineer	100011994	00099	National Grid USA Service Co.	\$726	\$4,952	\$0
1122	Electrician/Welder 1/C	100012029	00099	National Grid USA Service Co.	\$0	\$7,460	\$0
1123	Director	100012042	00099	National Grid USA Service Co.	\$2,622	\$0	\$1,218
1124	Sr Analyst	100012046	00099	National Grid USA Service Co.	\$610	\$814	\$0
1125	Sr Analyst	100012063	00099	National Grid USA Service Co.	\$549	\$151	\$0
1126	Working Leader/cc	100012084	00099	National Grid USA Service Co.	\$0	\$7,083	\$0
1127	Sr Cust Svc Rep III	100015338	00099	National Grid USA Service Co.	\$0	\$1,937	\$78
1128	Team Lead	100015339	00099	National Grid USA Service Co.	\$0	\$1,821	\$30
1129	Sr Supervisor	100015387	00099	National Grid USA Service Co.	\$1,928	\$7,531	\$0
1130	Team Lead	100015399	00099	National Grid USA Service Co.	\$0	\$1,159	\$24
1131	Sr Relay Technician	100015413	00099	National Grid USA Service Co.	\$605	\$908	\$0
1132	T & D Inspector	100015438	00099	National Grid USA Service Co.	\$0	\$5,435	\$0
1133	Lead Engineer	100015610	00099	National Grid USA Service Co.	\$1,690	\$5,982	\$0
1134	Coordinator	100015728	00099	National Grid USA Service Co.	\$1,832	\$6,598	\$0
1135	Assistant Analyst	100015863	00099	National Grid USA Service Co.	\$0	\$1,140	\$0
1136	Sr Supervisor	100016156	00099	National Grid USA Service Co.	\$1,571	\$8,643	\$0
1137	Sr Cust Svc Rep III	100016162	00099	National Grid USA Service Co.	\$0	\$1,443	\$30
1138	Lead Engineer	100016176	00099	National Grid USA Service Co.	\$1,346	\$3,269	\$0
1139	Lead Engineer	100016256	00099	National Grid USA Service Co.	\$2,061	\$2,505	\$0
1140	Lead Analyst	100016376	00099	National Grid USA Service Co.	\$1,445	\$1,759	\$0
1141	VP Reg & Pricing Office NE	100016454	00099	National Grid USA Service Co.	\$2,402	\$0	\$0
1142	Director	100016457	00099	National Grid USA Service Co.	\$1,568	\$0	\$0
1143	Assistant Analyst	100016467	00099	National Grid USA Service Co.	\$932	\$2,184	\$0
1144	Manager	100016497	00099	National Grid USA Service Co.	\$0	\$1,428	\$0
1145	Manager	100016502	00099	National Grid USA Service Co.	\$1,606	\$2,452	\$0
1146	Lead Engineer	100016562	00099	National Grid USA Service Co.	\$1,483	\$3,467	\$0
1147	Lead Engineer	100016607	00099	National Grid USA Service Co.	\$2,288	\$2,429	\$0
1148	Analyst	100016612	00099	National Grid USA Service Co.	\$260	\$540	\$0
1149	Work Coordinator	100016699	00099	National Grid USA Service Co.	\$0	\$6,461	\$0
1150	Sr Safety Rep	100016711	00099	National Grid USA Service Co.	\$1,508	\$3,387	\$0
1151	Director	100016742	00099	National Grid USA Service Co.	\$1,464	\$0	\$6,000
1152	Manager	100016744	00099	National Grid USA Service Co.	\$1,097	\$5,800	\$0
1153	Team Lead	100016774	00099	National Grid USA Service Co.	\$393	\$2,212	\$48
1154	Prin Engineer	100016806	00099	National Grid USA Service Co.	\$760	\$605	\$0
1155	Svr Metering Svcs	100016809	00099	National Grid USA Service Co.	\$546	\$767	\$0
1156	Sr Engineer	100016831	00099	National Grid USA Service Co.	\$1,839	\$3,733	\$0
1157	Sr Relay Technician	100016861	00099	National Grid USA Service Co.	\$616	\$2,310	\$0
1158	Sr Engineer	100016879	00099	National Grid USA Service Co.	\$1,063	\$3,279	\$0
1159	Lead Training Rep	100016935	00099	National Grid USA Service Co.	\$0	\$3,506	\$0
1160	Sr Supervisor	100016946	00099	National Grid USA Service Co.	\$0	\$2,016	\$0
1161	Lead Program Manager	100016955	00099	National Grid USA Service Co.	\$1,673	\$1,332	\$0
1162	Svr Metering Svcs	100017037	00099	National Grid USA Service Co.	\$1,203	\$3,278	\$0
1163	Analyst	100017095	00099	National Grid USA Service Co.	\$477	\$1,413	\$0
1164	Lead Acct Manager	100017096	00099	National Grid USA Service Co.	\$1,723	\$2,743	\$0
1165	Sr Training Rep	100017117	00099	National Grid USA Service Co.	\$0	\$2,021	\$0
1166	Lead Acct Manager	100017126	00099	National Grid USA Service Co.	\$1,323	\$856	\$0
1167	Manager	100017147	00099	National Grid USA Service Co.	\$624	\$2,539	\$0
1168	Lead Acct Manager	100017186	00099	National Grid USA Service Co.	\$1,764	\$3,370	\$0
1169	Sr Relay Technician	100017211	00099	National Grid USA Service Co.	\$1,539	\$3,175	\$0
1170	Sr Supervisor	100017265	00099	National Grid USA Service Co.	\$1,667	\$3,948	\$0
1171	Manager	100017268	00099	National Grid USA Service Co.	\$1,544	\$2,858	\$0
1172	Manager	100017290	00099	National Grid USA Service Co.	\$862	\$3,368	\$0
1173	Sr Analyst	100017291	00099	National Grid USA Service Co.	\$1,563	\$1,089	\$0
1174	Manager	100017388	00099	National Grid USA Service Co.	\$697	\$1,083	\$0
1175	Operations Clerk	100017470	00099	National Grid USA Service Co.	\$0	\$4,496	\$0
1176	Shift Supervisor Control Room	100017515	00099	National Grid USA Service Co.	\$0	\$1,761	\$0
1177	Sr Analyst	100017549	00099	National Grid USA Service Co.	\$0	\$2,642	\$0
1178	Senior Business Specialist	100017550	00099	National Grid USA Service Co.	\$1,193	\$428	\$0
1179	Manager	100017592	00099	National Grid USA Service Co.	\$6,169	\$0	\$3,000
1180	Work Coordinator	100017613	00099	National Grid USA Service Co.	\$1,316	\$5,721	\$0
1181	Shift Supervisor Control Room	100017672	00099	National Grid USA Service Co.	\$0	\$1,881	\$0
1182	Sr IT Engineer	100017675	00099	National Grid USA Service Co.	\$165	\$149	\$0
1183	Manager	100017682	00099	National Grid USA Service Co.	\$182	\$8,262	\$0
1184	Lead Engineer	100017684	00099	National Grid USA Service Co.	\$1,906	\$6,069	\$0
1185	Sr Scheduler	100017709	00099	National Grid USA Service Co.	\$1,230	\$3,182	\$0
1186	Coord System Control Center	100017749	00099	National Grid USA Service Co.	\$0	\$2,330	\$0
1187	Lead Program Manager	100017795	00099	National Grid USA Service Co.	\$164	\$327	\$0
1188	Manager	100017873	00099	National Grid USA Service Co.	\$809	\$2,576	\$0
1189	Lead Project Manager	100018152	00099	National Grid USA Service Co.	\$413	\$966	\$0
1190	Manager	100018257	00099	National Grid USA Service Co.	\$890	\$3,612	\$0

The Narragansett Electric Company
d/b/a National Grid
Final Storm Cost Accounting: 2010 and 2011 Storm Events
R.I.P.U.C. Docket No. 2509
Schedule 5-F-1
Page 18 of 27

The Narragansett Electric Company
Summary of Final Storm Costs
August 2011 Tropical Storm Irene
Payroll Costs by Employee ID

Grand Total: \$6,483,547

Line #	Job Cd Descr	Empl Id	Orig Business Unit	Orig Bus Unit Descr	Base Pay	Overtime	Miscellaneous Pay
	(a)	(b)	(c)	(d)	(e)	(f)	(g)
1191	Mgr Asset Information	100018258	00099	National Grid USA Service Co.	\$454	\$465	\$0
1192	Technician 1/C (80)	100018270	00099	National Grid USA Service Co.	\$0	\$4,943	\$0
1193	Sr Cust Svc Rep III	100018282	00099	National Grid USA Service Co.	\$66	\$1,427	\$66
1194	Analyst	100018312	00099	National Grid USA Service Co.	\$530	\$1,171	\$0
1195	Lead Supervisor	100018316	00099	National Grid USA Service Co.	\$1,625	\$5,225	\$0
1196	Lead Analyst	100018346	00099	National Grid USA Service Co.	\$1,005	\$1,880	\$0
1197	Lead Supervisor	100018357	00099	National Grid USA Service Co.	\$697	\$4,646	\$0
1198	Sr Cust Svc Rep III	100018382	00099	National Grid USA Service Co.	\$0	\$1,974	\$54
1199	Cust Svc Rep III	100018384	00099	National Grid USA Service Co.	\$0	\$1,343	\$6
1200	Sr Cust Svc Rep III	100018405	00099	National Grid USA Service Co.	\$261	\$1,487	\$54
1201	Cust Svc Rep III	100018406	00099	National Grid USA Service Co.	\$0	\$886	\$6
1202	Sr Cust Svc Rep III	100018417	00099	National Grid USA Service Co.	\$0	\$2,072	\$66
1203	Lead Analyst	100018444	00099	National Grid USA Service Co.	\$1,234	\$256	\$0
1204	Sr Analyst	100018452	00099	National Grid USA Service Co.	\$1,327	\$1,320	\$0
1205	Sr Supervisor	100018457	00099	National Grid USA Service Co.	\$1,532	\$2,378	\$0
1206	Live Line Specialist	100018521	00099	National Grid USA Service Co.	\$85	\$1,665	\$0
1207	Sr Cust Svc Rep III	100018643	00099	National Grid USA Service Co.	\$0	\$1,151	\$36
1208	Analyst	100018695	00099	National Grid USA Service Co.	\$0	\$273	\$0
1209	Lead Proj Mgr	100018743	00099	National Grid USA Service Co.	\$640	\$3,427	\$0
1210	Engineer	100018765	00099	National Grid USA Service Co.	\$1,286	\$3,020	\$0
1211	Coord System Control Center	100018798	00099	National Grid USA Service Co.	\$0	\$319	\$0
1212	Sr Training Rep	100018852	00099	National Grid USA Service Co.	\$0	\$1,736	\$0
1213	Sr Cust Svc Rep III	100018901	00099	National Grid USA Service Co.	\$0	\$1,537	\$84
1214	Sr Engineer	100018910	00099	National Grid USA Service Co.	\$528	\$1,314	\$0
1215	Sr Cust Svc Rep III	100018913	00099	National Grid USA Service Co.	\$0	\$1,661	\$48
1216	Sr Cust Svc Rep III	100018916	00099	National Grid USA Service Co.	\$0	\$1,988	\$96
1217	Supervisor	100018917	00099	National Grid USA Service Co.	\$522	\$831	\$0
1218	Electrician 1/C	100018937	00099	National Grid USA Service Co.	\$0	\$3,775	\$0
1219	Cnstrctn Elect	100018938	00099	National Grid USA Service Co.	\$0	\$5,408	\$0
1220	Electrician 1/C	100018940	00099	National Grid USA Service Co.	\$0	\$6,926	\$0
1221	Sr Cust Svc Rep III	100019035	00099	National Grid USA Service Co.	\$0	\$1,400	\$48
1222	Sr Cust Svc Rep III	100019037	00099	National Grid USA Service Co.	\$0	\$1,404	\$36
1223	Supervisor	100019044	00099	National Grid USA Service Co.	\$0	\$1,004	\$0
1224	Sr Supervisor	100019101	00099	National Grid USA Service Co.	\$1,348	\$5,775	\$0
1225	Sr Counsel I	100019123	00099	National Grid USA Service Co.	\$929	\$0	\$0
1226	Sr IT Analyst	100019147	00099	National Grid USA Service Co.	\$449	\$254	\$0
1227	Lead Supervisor	100019182	00099	National Grid USA Service Co.	\$633	\$3,200	\$0
1228	Acting Director	100019225	00099	National Grid USA Service Co.	\$0	\$986	\$0
1229	Manager	100019250	00099	National Grid USA Service Co.	\$1,378	\$1,746	\$0
1230	Lead Proj Mgr	100019267	00099	National Grid USA Service Co.	\$1,794	\$2,116	\$0
1231	Director	100019270	00099	National Grid USA Service Co.	\$2,203	\$0	\$2,500
1232	VP Asset Management	100019285	00099	National Grid USA Service Co.	\$1,190	\$0	\$0
1233	Sr Cust Svc Rep III	100019308	00099	National Grid USA Service Co.	\$0	\$389	\$30
1234	Team Lead	100019311	00099	National Grid USA Service Co.	\$0	\$2,201	\$66
1235	Director	100019331	00099	National Grid USA Service Co.	\$794	\$0	\$0
1236	Manager	100019338	00099	National Grid USA Service Co.	\$528	\$2,208	\$0
1237	Lead Engineer	100019339	00099	National Grid USA Service Co.	\$864	\$875	\$0
1238	Manager	100019348	00099	National Grid USA Service Co.	\$0	\$399	\$0
1239	IT Team Leader	100019382	00099	National Grid USA Service Co.	\$253	\$0	\$0
1240	Sr IT Analyst	100019388	00099	National Grid USA Service Co.	\$93	\$135	\$0
1241	Lead IT Analyst	100019420	00099	National Grid USA Service Co.	\$320	\$391	\$0
1242	Sr IT Analyst	100019426	00099	National Grid USA Service Co.	\$14	\$0	\$0
1243	Sr Analyst	100019468	00099	National Grid USA Service Co.	\$0	\$233	\$0
1244	Sr IT Analyst	100019476	00099	National Grid USA Service Co.	\$368	\$458	\$0
1245	Mgr Reporting and Analyst	100019481	00099	National Grid USA Service Co.	\$991	\$2,493	\$0
1246	Sr IT Analyst	100019501	00099	National Grid USA Service Co.	\$360	\$0	\$0
1247	Manager	100019540	00099	National Grid USA Service Co.	\$945	\$1,290	\$0
1248	Acting Manager	100019556	00099	National Grid USA Service Co.	\$298	\$515	\$0
1249	Lead IT Analyst	100019580	00099	National Grid USA Service Co.	\$1,127	\$1,356	\$0
1250	Lead IT Analyst	100019582	00099	National Grid USA Service Co.	\$535	\$207	\$0
1251	Manager	100019607	00099	National Grid USA Service Co.	\$635	\$650	\$0
1252	Lead IT Analyst	100019624	00099	National Grid USA Service Co.	\$142	\$0	\$0
1253	Sr Analyst	100019649	00099	National Grid USA Service Co.	\$773	\$2,249	\$0
1254	Sr Cust Svc Rep III	100019655	00099	National Grid USA Service Co.	\$0	\$1,830	\$91
1255	Sr Cust Svc Rep III	100019660	00099	National Grid USA Service Co.	\$0	\$1,355	\$54
1256	Director	100019674	00099	National Grid USA Service Co.	\$0	\$0	\$231
1257	Engineer	100019679	00099	National Grid USA Service Co.	\$0	\$1,731	\$0
1258	Sr Supervisor	100019702	00099	National Grid USA Service Co.	\$304	\$3,376	\$0
1259	Sr Project Manager	100019733	00099	National Grid USA Service Co.	\$1,172	\$3,496	\$0
1260	Cnstrctn Elect	100019747	00099	National Grid USA Service Co.	\$0	\$7,716	\$0

The Narragansett Electric Company
d/b/a National Grid
Final Storm Cost Accounting: 2010 and 2011 Storm Events
R.I.P.U.C. Docket No. 2509
Schedule 5-F-1
Page 19 of 27

The Narragansett Electric Company
Summary of Final Storm Costs
August 2011 Tropical Storm Irene
Payroll Costs by Employee ID

Grand Total: \$6,483,547

Line #	Job Cd Descr	Empl Id	Orig Business Unit	Orig Bus Unit Descr	Base Pay	Overtime	Miscellaneous Pay
(a)	(b)	(c)	(d)	(e)	(f)	(g)	
1261	Electrician 1/C	100019749	00099	National Grid USA Service Co.	\$0	\$3,775	\$0
1262	Sr Res Planner	100019765	00099	National Grid USA Service Co.	\$305	\$644	\$0
1263	Coordinator	100019801	00099	National Grid USA Service Co.	\$718	\$4,370	\$0
1264	Sr Relay Technician	100019922	00099	National Grid USA Service Co.	\$595	\$670	\$0
1265	Manager	100020183	00099	National Grid USA Service Co.	\$0	\$613	\$0
1266	Manager	100020492	00099	National Grid USA Service Co.	\$198	\$334	\$0
1267	Manager	100020750	00099	National Grid USA Service Co.	\$427	\$854	\$0
1268	Project Manager	100020884	00099	National Grid USA Service Co.	\$105	\$0	\$0
1269	Manager	100021040	00099	National Grid USA Service Co.	\$0	\$413	\$0
1270	Sr Supervisor	100021434	00099	National Grid USA Service Co.	\$335	\$3,171	\$0
1271	Lead Supervisor	100021640	00099	National Grid USA Service Co.	\$0	\$201	\$0
1272	Manager	100021647	00099	National Grid USA Service Co.	\$0	\$702	\$0
1273	Sr Supervisor	100021956	00099	National Grid USA Service Co.	\$337	\$3,203	\$0
1274	Supervisor	100022460	00099	National Grid USA Service Co.	\$0	\$1,617	\$0
1275	Sr Supervisor	100022806	00099	National Grid USA Service Co.	\$0	\$1,239	\$0
1276	Sr Supervisor	100023360	00099	National Grid USA Service Co.	\$0	\$4,454	\$0
1277	Lead Project Mgr Trans	100023613	00099	National Grid USA Service Co.	\$397	\$4,158	\$0
1278	Lead Coordinator	100023792	00099	National Grid USA Service Co.	\$468	\$3,681	\$0
1279	Manager	100023909	00099	National Grid USA Service Co.	\$386	\$506	\$0
1280	Manager	100024308	00099	National Grid USA Service Co.	\$989	\$5,350	\$0
1281	Sr IT Analyst	100024781	00099	National Grid USA Service Co.	\$564	\$258	\$0
1282	Sr Analyst	100025258	00099	National Grid USA Service Co.	\$0	\$499	\$0
1283	Manager	100025787	00099	National Grid USA Service Co.	\$1,261	\$4,366	\$0
1284	Lead Analyst	100026117	00099	National Grid USA Service Co.	\$315	\$0	\$0
1285	Lead Proj Mgr	100027308	00099	National Grid USA Service Co.	\$2,216	\$3,847	\$0
1286	Sr Supervisor	100027426	00099	National Grid USA Service Co.	\$342	\$3,746	\$0
1287	Manager	100027628	00099	National Grid USA Service Co.	\$0	\$2,270	\$0
1288	Lead IT Analyst	100027933	00099	National Grid USA Service Co.	\$230	\$432	\$0
1289	Sr Supervisor	100028321	00099	National Grid USA Service Co.	\$339	\$2,886	\$0
1290	Lead IT Analyst	100028484	00099	National Grid USA Service Co.	\$94	\$153	\$0
1291	Director	100029791	00099	National Grid USA Service Co.	\$1,331	\$0	\$1,200
1292	IT Analyst	100031498	00099	National Grid USA Service Co.	\$199	\$385	\$0
1293	Sr IT Analyst	100031857	00099	National Grid USA Service Co.	\$84	\$157	\$0
1294	Director	100031867	00099	National Grid USA Service Co.	\$1,248	\$0	\$1,013
1295	Senior Buyer	100033910	00099	National Grid USA Service Co.	\$318	\$320	\$0
1296	Sr Analyst	100034178	00099	National Grid USA Service Co.	\$0	\$186	\$0
1297	Sr Supervisor	100035025	00099	National Grid USA Service Co.	\$0	\$1,808	\$0
1298	Supervisor	100036554	00099	National Grid USA Service Co.	\$0	\$596	\$0
1299	Cnstrctn Elect	100045914	00099	National Grid USA Service Co.	\$0	\$7,716	\$0
1300	Cnstrctn Elect	100045919	00099	National Grid USA Service Co.	\$0	\$7,716	\$0
1301	Electrician 1/C	100045920	00099	National Grid USA Service Co.	\$0	\$6,662	\$0
1302	Sr Designer	100045924	00099	National Grid USA Service Co.	\$0	\$3,165	\$0
1303	Sr Analyst	100045931	00099	National Grid USA Service Co.	\$0	\$630	\$0
1304	Assc Coordinator	100045947	00099	National Grid USA Service Co.	\$238	\$166	\$0
1305	Partner	100045949	00099	National Grid USA Service Co.	\$0	\$103	\$0
1306	Lead Specialist	100045964	00099	National Grid USA Service Co.	\$1,467	\$3,778	\$0
1307	Manager	100046008	00099	National Grid USA Service Co.	\$1,545	\$5,768	\$0
1308	Sr Cust Svc Rep III	100046028	00099	National Grid USA Service Co.	\$0	\$1,214	\$60
1309	Manager	100046037	00099	National Grid USA Service Co.	\$894	\$1,085	\$0
1310	Lineworker 1/C	100046067	00099	National Grid USA Service Co.	\$1,222	\$3,422	\$0
1311	Lineworker 1/C	100046068	00099	National Grid USA Service Co.	\$1,001	\$2,252	\$0
1312	Lineworker 1/C	100046071	00099	National Grid USA Service Co.	\$250	\$1,501	\$0
1313	Lineworker 1/C	100046078	00099	National Grid USA Service Co.	\$1,222	\$3,422	\$0
1314	Lineworker 1/C	100046079	00099	National Grid USA Service Co.	\$250	\$751	\$0
1315	Lineworker 1/C	100046081	00099	National Grid USA Service Co.	\$250	\$1,877	\$0
1316	Lead Program Manager	100046083	00099	National Grid USA Service Co.	\$326	\$1,303	\$0
1317	Sr Remvec Technician	100046095	00099	National Grid USA Service Co.	\$0	\$1,277	\$0
1318	Real Estate Rep	100046131	00099	National Grid USA Service Co.	\$1,084	\$1,640	\$0
1319	Sr Analyst	100046132	00099	National Grid USA Service Co.	\$209	\$1,192	\$0
1320	Sr Designer	100046142	00099	National Grid USA Service Co.	\$521	\$427	\$0
1321	Coord System Control Center	100046155	00099	National Grid USA Service Co.	\$0	\$744	\$0
1322	Supervisor	100046157	00099	National Grid USA Service Co.	\$433	\$988	\$0
1323	Lead Comntn Rep	100046175	00099	National Grid USA Service Co.	\$95	\$3,246	\$0
1324	Sr Cust Svc Rep III	100046177	00099	National Grid USA Service Co.	\$0	\$818	\$30
1325	Lead Training Rep	100046327	00099	National Grid USA Service Co.	\$0	\$1,255	\$0
1326	System Ctl Center Optr	100046387	00099	National Grid USA Service Co.	\$0	\$2,302	\$0
1327	Sr Cust Svc Rep III	100046527	00099	National Grid USA Service Co.	\$0	\$1,628	\$48
1328	Team Lead	100046528	00099	National Grid USA Service Co.	\$0	\$1,106	\$36
1329	Analyst	100046529	00099	National Grid USA Service Co.	\$728	\$282	\$0
1330	Sr Project Manager	100046570	00099	National Grid USA Service Co.	\$1,464	\$5,864	\$0

The Narragansett Electric Company
d/b/a National Grid
Final Storm Cost Accounting: 2010 and 2011 Storm Events
R.I.P.U.C. Docket No. 2509
Schedule 5-F-1
Page 20 of 27

The Narragansett Electric Company
Summary of Final Storm Costs
August 2011 Tropical Storm Irene
Payroll Costs by Employee ID

Grand Total: \$6,483,547

Line #	Job Cd Descr	Empl Id	Orig Business Unit	Orig Bus Unit Descr	Base Pay	Overtime	Miscellaneous Pay
	(a)	(b)	(c)	(d)	(e)	(f)	(g)
1331	Engineer	100046572	00099	National Grid USA Service Co.	\$0	\$2,531	\$0
1332	Account Manager	100046635	00099	National Grid USA Service Co.	\$1,360	\$2,356	\$0
1333	Technician I/C (80)	100046644	00099	National Grid USA Service Co.	\$292	\$4,870	\$0
1334	Lineworker I/C	100046670	00099	National Grid USA Service Co.	\$1,222	\$3,422	\$0
1335	Relay Technician	100046672	00099	National Grid USA Service Co.	\$499	\$561	\$0
1336	Lead Engineer	100046678	00099	National Grid USA Service Co.	\$5,497	\$5,140	\$0
1337	Relay Technician	100046685	00099	National Grid USA Service Co.	\$1,307	\$2,549	\$0
1338	Sr Analyst	100046688	00099	National Grid USA Service Co.	\$464	\$300	\$0
1339	Sr Analyst	100046692	00099	National Grid USA Service Co.	\$0	\$90	\$0
1340	Analyst	100046723	00099	National Grid USA Service Co.	\$1,032	\$2,106	\$0
1341	Supervisor	100046726	00099	National Grid USA Service Co.	\$517	\$1,165	\$0
1342	System Ctl Center Optr	100046734	00099	National Grid USA Service Co.	\$0	\$1,422	\$610
1343	Executive Asst to Band B	100046813	00099	National Grid USA Service Co.	\$378	\$151	\$0
1344	Manager	100046814	00099	National Grid USA Service Co.	\$854	\$841	\$0
1345	Relay Technician	100046816	00099	National Grid USA Service Co.	\$533	\$674	\$0
1346	Manager	100046823	00099	National Grid USA Service Co.	\$372	\$2,815	\$0
1347	Sr Cust Svc Rep III	100046852	00099	National Grid USA Service Co.	\$0	\$1,918	\$54
1348	Accounts Processing Rep III	100046853	00099	National Grid USA Service Co.	\$0	\$275	\$6
1349	Order Processing Rep A	100046855	00099	National Grid USA Service Co.	\$0	\$823	\$0
1350	Sr Cust Svc Rep III	100046857	00099	National Grid USA Service Co.	\$0	\$1,261	\$24
1351	Sr Analyst	100046900	00099	National Grid USA Service Co.	\$0	\$1,208	\$0
1352	Supervisor	100046901	00099	National Grid USA Service Co.	\$629	\$1,084	\$0
1353	Technician I/C (80)	100046923	00099	National Grid USA Service Co.	\$292	\$4,897	\$0
1354	Telecoms Technician	100046925	00099	National Grid USA Service Co.	\$346	\$755	\$0
1355	Supervisor	100046933	00099	National Grid USA Service Co.	\$1,427	\$2,717	\$0
1356	Asc Engineer	100046956	00099	National Grid USA Service Co.	\$246	\$2,332	\$0
1357	Lineworker I/C	100046978	00099	National Grid USA Service Co.	\$1,193	\$2,148	\$0
1358	Lineworker I/C	100046980	00099	National Grid USA Service Co.	\$80	\$1,551	\$0
1359	Supervisor	100046986	00099	National Grid USA Service Co.	\$579	\$484	\$0
1360	Cust Svc Rep III	100046990	00099	National Grid USA Service Co.	\$0	\$1,357	\$6
1361	Sr Cust Svc Rep III	100046991	00099	National Grid USA Service Co.	\$88	\$1,656	\$30
1362	Sr Cust Svc Rep III	100046992	00099	National Grid USA Service Co.	\$0	\$1,616	\$72
1363	Sr Cust Svc Rep III	100047002	00099	National Grid USA Service Co.	\$0	\$597	\$24
1364	Sr Analyst	100047005	00099	National Grid USA Service Co.	\$233	\$116	\$0
1365	Map & Record Tech B	100047013	00099	National Grid USA Service Co.	\$0	\$1,489	\$0
1366	Engineer	100047021	00099	National Grid USA Service Co.	\$1,307	\$1,716	\$0
1367	Cnstrctn Elect	100047023	00099	National Grid USA Service Co.	\$0	\$7,716	\$0
1368	Cnstrctn Elect	100047025	00099	National Grid USA Service Co.	\$0	\$7,716	\$0
1369	Electrician I/C	100047028	00099	National Grid USA Service Co.	\$0	\$7,282	\$0
1370	Cust Svc Rep III	100047033	00099	National Grid USA Service Co.	\$0	\$1,261	\$0
1371	Relay Technician	100047044	00099	National Grid USA Service Co.	\$522	\$293	\$0
1372	Analyst	100047293	00099	National Grid USA Service Co.	\$442	\$519	\$0
1373	Sr Cust Svc Rep III	100047442	00099	National Grid USA Service Co.	\$0	\$1,653	\$36
1374	Sr Cust Svc Rep III	100047446	00099	National Grid USA Service Co.	\$61	\$1,290	\$24
1375	Sr Cust Svc Rep III	100047449	00099	National Grid USA Service Co.	\$89	\$1,478	\$54
1376	Order Processing Rep A	100047809	00099	National Grid USA Service Co.	\$0	\$980	\$0
1377	Team Lead	100047868	00099	National Grid USA Service Co.	\$0	\$1,748	\$30
1378	Sr Cust Svc Rep III	100047870	00099	National Grid USA Service Co.	\$0	\$1,429	\$54
1379	Order Processing Rep A	100047872	00099	National Grid USA Service Co.	\$0	\$976	\$0
1380	System Ctl Center Optr	100048024	00099	National Grid USA Service Co.	\$0	\$2,214	\$0
1381	Engineer	100048057	00099	National Grid USA Service Co.	\$1,172	\$4,088	\$0
1382	Engineer	100048088	00099	National Grid USA Service Co.	\$761	\$1,287	\$0
1383	Sr Engineer	100048095	00099	National Grid USA Service Co.	\$879	\$2,719	\$0
1384	Cust Svc Rep III	100048150	00099	National Grid USA Service Co.	\$0	\$1,365	\$6
1385	Cust Svc Rep III	100048151	00099	National Grid USA Service Co.	\$0	\$1,365	\$6
1386	Lead Engineer	100048169	00099	National Grid USA Service Co.	\$1,581	\$4,001	\$0
1387	Relay Technician	100048180	00099	National Grid USA Service Co.	\$1,208	\$2,628	\$0
1388	Distribution Scheduler	100048222	00099	National Grid USA Service Co.	\$544	\$1,462	\$0
1389	Sr Cust Svc Rep III	100048223	00099	National Grid USA Service Co.	\$0	\$1,455	\$18
1390	Team Lead	100048224	00099	National Grid USA Service Co.	\$0	\$1,573	\$18
1391	Sr Coordinator	100048253	00099	National Grid USA Service Co.	\$0	\$2,683	\$0
1392	Training Rep	100048259	00099	National Grid USA Service Co.	\$490	\$683	\$0
1393	Director	100048263	00099	National Grid USA Service Co.	\$2,108	\$0	\$1,800
1394	Asc Safety Rep	100048301	00099	National Grid USA Service Co.	\$1,212	\$1,802	\$0
1395	Sr Cust Svc Rep III	100048306	00099	National Grid USA Service Co.	\$0	\$1,789	\$48
1396	Manager	100048338	00099	National Grid USA Service Co.	\$0	\$2,470	\$0
1397	Sr Sales Rep	100048379	00099	National Grid USA Service Co.	\$0	\$536	\$0
1398	Sr Training Rep	100048404	00099	National Grid USA Service Co.	\$0	\$402	\$0
1399	Manager	100048413	00099	National Grid USA Service Co.	\$1,981	\$3,194	\$0
1400	Manager	100048417	00099	National Grid USA Service Co.	\$0	\$1,292	\$0

The Narragansett Electric Company
d/b/a National Grid
Final Storm Cost Accounting: 2010 and 2011 Storm Events
R.I.P.U.C. Docket No. 2509
Schedule 5-F-1
Page 21 of 27

The Narragansett Electric Company
Summary of Final Storm Costs
August 2011 Tropical Storm Irene
Payroll Costs by Employee ID

Grand Total: \$6,483,547

Line #	Job Cd Descr	Empl Id	Orig Business Unit	Orig Bus Unit Descr	Base Pay	Overtime	Miscellaneous Pay
	(a)	(b)	(c)	(d)	(e)	(f)	(g)
1401	Lead Acct Manager	100048419	00099	National Grid USA Service Co.	\$1,652	\$1,644	\$0
1402	Sr Cust Svc Rep III	100048431	00099	National Grid USA Service Co.	\$0	\$635	\$54
1403	Lead Supervisor	100048438	00099	National Grid USA Service Co.	\$1,470	\$3,321	\$0
1404	Associate Operator	100048447	00099	National Grid USA Service Co.	\$0	\$1,112	\$0
1405	Sr Analyst	100048459	00099	National Grid USA Service Co.	\$925	\$884	\$0
1406	Administrative Assistant	100048462	00099	National Grid USA Service Co.	\$1,307	\$1,274	\$0
1407	Sr Engineer	100048466	00099	National Grid USA Service Co.	\$0	\$1,162	\$0
1408	Manager	100048480	00099	National Grid USA Service Co.	\$1,844	\$1,166	\$0
1409	Sr Supervisor	100048517	00099	National Grid USA Service Co.	\$1,313	\$3,173	\$0
1410	Sr Analyst	100048523	00099	National Grid USA Service Co.	\$1,270	\$607	\$0
1411	Lead Analyst	100048529	00099	National Grid USA Service Co.	\$358	\$1,746	\$0
1412	Sr Analyst	100048536	00099	National Grid USA Service Co.	\$0	\$1,727	\$0
1413	Manager	100048542	00099	National Grid USA Service Co.	\$0	\$3,809	\$0
1414	Sr Cust Svc Rep III	100048555	00099	National Grid USA Service Co.	\$0	\$1,441	\$42
1415	Manager	100048584	00099	National Grid USA Service Co.	\$996	\$3,035	\$0
1416	Cust Svc Rep III	100048587	00099	National Grid USA Service Co.	\$0	\$1,365	\$6
1417	Manager	100048595	00099	National Grid USA Service Co.	\$0	\$5,438	\$0
1418	Sr Supervisor	100048597	00099	National Grid USA Service Co.	\$0	\$988	\$0
1419	Sr Analyst	100048602	00099	National Grid USA Service Co.	\$540	\$516	\$0
1420	Director	100048614	00099	National Grid USA Service Co.	\$0	\$0	\$625
1421	Sr Sales Rep	100048626	00099	National Grid USA Service Co.	\$1,572	\$63	\$0
1422	IT Analyst	100048629	00099	National Grid USA Service Co.	\$742	\$764	\$0
1423	Lead Info Analyst	100048630	00099	National Grid USA Service Co.	\$849	\$573	\$0
1424	Lead Engineer	100048644	00099	National Grid USA Service Co.	\$0	\$1,918	\$0
1425	Sr Cust Svc Rep III	100048646	00099	National Grid USA Service Co.	\$0	\$1,664	\$36
1426	Director	100048655	00099	National Grid USA Service Co.	\$4,579	\$0	\$4,500
1427	Sr Analyst	100048676	00099	National Grid USA Service Co.	\$978	\$4,062	\$0
1428	Director	100048684	00099	National Grid USA Service Co.	\$375	\$0	\$338
1429	Lead Engineer	100048690	00099	National Grid USA Service Co.	\$0	\$2,327	\$0
1430	IT Analyst	100048700	00099	National Grid USA Service Co.	\$522	\$219	\$0
1431	Sr Cust Svc Rep III	100048716	00099	National Grid USA Service Co.	\$0	\$1,367	\$66
1432	Supervisor	100048730	00099	National Grid USA Service Co.	\$199	\$683	\$0
1433	Sr Cust Svc Rep III	100048740	00099	National Grid USA Service Co.	\$0	\$1,609	\$30
1434	Asc Purchasing Agent	100048746	00099	National Grid USA Service Co.	\$861	\$686	\$0
1435	Lead Analyst	100048762	00099	National Grid USA Service Co.	\$577	\$792	\$0
1436	Accounts Processing Rep III	100048763	00099	National Grid USA Service Co.	\$0	\$1,055	\$6
1437	IT Analyst	100048772	00099	National Grid USA Service Co.	\$223	\$395	\$0
1438	Lead Auditor	100048841	00099	National Grid USA Service Co.	\$1,395	\$1,238	\$0
1439	Lead IT Analyst	100048842	00099	National Grid USA Service Co.	\$1,355	\$2,354	\$0
1440	Sr Cust Svc Rep III	100049573	00099	National Grid USA Service Co.	\$0	\$1,830	\$66
1441	Sr Auditor	100049698	00099	National Grid USA Service Co.	\$686	\$749	\$0
1442	Sr Cust Svc Rep III	100049907	00099	National Grid USA Service Co.	\$0	\$1,338	\$54
1443	Sr Cust Svc Rep III	100049913	00099	National Grid USA Service Co.	\$0	\$1,574	\$60
1444	Sr Cust Svc Rep III	100049915	00099	National Grid USA Service Co.	\$0	\$1,415	\$12
1445	Analyst	100049918	00099	National Grid USA Service Co.	\$520	\$1,222	\$0
1446	Customer Connections Rep B	100049923	00099	National Grid USA Service Co.	\$0	\$1,337	\$0
1447	Sr Cust Svc Rep III	100049924	00099	National Grid USA Service Co.	\$111	\$1,415	\$36
1448	Sr Cust Svc Rep III	100049991	00099	National Grid USA Service Co.	\$0	\$1,748	\$66
1449	Supervisor	100049995	00099	National Grid USA Service Co.	\$466	\$670	\$0
1450	Sr Cust Svc Rep III	100049996	00099	National Grid USA Service Co.	\$0	\$1,615	\$36
1451	Distribution Scheduler	100050055	00099	National Grid USA Service Co.	\$564	\$2,154	\$0
1452	Sr Res Planner	100050191	00099	National Grid USA Service Co.	\$455	\$1,680	\$0
1453	Sr Supervisor	100050216	00099	National Grid USA Service Co.	\$0	\$1,626	\$0
1454	System Ctl Center Optr	100050388	00099	National Grid USA Service Co.	\$0	\$1,505	\$0
1455	Associate Operator	100050406	00099	National Grid USA Service Co.	\$0	\$695	\$0
1456	Sr Cust Svc Rep III	100050475	00099	National Grid USA Service Co.	\$0	\$854	\$18
1457	Cust Svc Rep III	100050476	00099	National Grid USA Service Co.	\$0	\$1,365	\$6
1458	Cust Svc Rep III	100050710	00099	National Grid USA Service Co.	\$0	\$1,365	\$6
1459	Cust Svc Rep III	100050711	00099	National Grid USA Service Co.	\$0	\$1,354	\$6
1460	Analyst	100050797	00099	National Grid USA Service Co.	\$0	\$588	\$0
1461	Customer Solutions Specialist	100051029	00099	National Grid USA Service Co.	\$276	\$657	\$0
1462	Customer Solutions Specialist	100051181	00099	National Grid USA Service Co.	\$784	\$1,209	\$0
1463	Director	100051323	00099	National Grid USA Service Co.	\$1,229	\$0	\$694
1464	Analyst	100051354	00099	National Grid USA Service Co.	\$406	\$502	\$0
1465	Lead Engineer	100051357	00099	National Grid USA Service Co.	\$1,737	\$2,213	\$0
1466	Lineworker 2/C	100051363	00099	National Grid USA Service Co.	\$901	\$1,621	\$0
1467	Asc Designer	100051367	00099	National Grid USA Service Co.	\$595	\$688	\$0
1468	Sr Analyst	100051424	00099	National Grid USA Service Co.	\$131	\$70	\$0
1469	Work Coordinator	100051457	00099	National Grid USA Service Co.	\$1,005	\$4,256	\$0
1470	Lineworker 1/C	100051575	00099	National Grid USA Service Co.	\$931	\$2,036	\$0

The Narragansett Electric Company
d/b/a National Grid
Final Storm Cost Accounting: 2010 and 2011 Storm Events
R.I.P.U.C. Docket No. 2509
Schedule 5-F-1
Page 22 of 27

The Narragansett Electric Company
Summary of Final Storm Costs
August 2011 Tropical Storm Irene
Payroll Costs by Employee ID

Grand Total: \$6,483,547

Line #	Job Cd Descr	Empl Id	Orig Business Unit	Orig Bus Unit Descr	Base Pay	Overtime	Miscellaneous Pay
	(a)	(b)	(c)	(d)	(e)	(f)	(g)
1471	Lineworker 1/C	100051578	00099	National Grid USA Service Co.	\$0	\$465	\$0
1472	Lineworker 1/C	100051583	00099	National Grid USA Service Co.	\$465	\$1,746	\$0
1473	Lineworker 1/C	100051613	00099	National Grid USA Service Co.	\$0	\$465	\$0
1474	Lineworker 1/C	100051616	00099	National Grid USA Service Co.	\$78	\$1,513	\$0
1475	Executive Advisor	100051809	00099	National Grid USA Service Co.	\$339	\$406	\$0
1476	Distribution Scheduler	100051861	00099	National Grid USA Service Co.	\$581	\$1,624	\$0
1477	Tech Support Consultant	100051865	00099	National Grid USA Service Co.	\$1,103	\$1,142	\$0
1478	Sr Analyst	100051955	00099	National Grid USA Service Co.	\$507	\$888	\$0
1479	Analyst	100052198	00099	National Grid USA Service Co.	\$0	\$1,058	\$0
1480	Sr Engineer	100052242	00099	National Grid USA Service Co.	\$1,094	\$2,656	\$0
1481	Cust Svc Rep III	100052264	00099	National Grid USA Service Co.	\$0	\$1,365	\$6
1482	Order Processing Rep A	100052266	00099	National Grid USA Service Co.	\$0	\$991	\$0
1483	Order Processing Rep A	100052267	00099	National Grid USA Service Co.	\$0	\$995	\$0
1484	Sr Cust Service Rep	100052269	00099	National Grid USA Service Co.	\$0	\$1,393	\$36
1485	Accounts Processing Rep III	100052287	00099	National Grid USA Service Co.	\$0	\$1,034	\$6
1486	Order Processing Rep B	100052288	00099	National Grid USA Service Co.	\$0	\$1,258	\$0
1487	Order Processing Rep A	100052313	00099	National Grid USA Service Co.	\$0	\$823	\$0
1488	Designer B	100052383	00099	National Grid USA Service Co.	\$208	\$6,008	\$0
1489	Sr Cust Svc Rep III	100052452	00099	National Grid USA Service Co.	\$0	\$1,109	\$18
1490	Team Lead	100052472	00099	National Grid USA Service Co.	\$0	\$1,794	\$30
1491	Sr Cust Svc Rep III	100052521	00099	National Grid USA Service Co.	\$0	\$178	\$18
1492	Sr Analyst	100052597	00099	National Grid USA Service Co.	\$0	\$370	\$0
1493	Sr Analyst	100052602	00099	National Grid USA Service Co.	\$0	\$177	\$0
1494	Sr Cust Svc Rep III	100052605	00099	National Grid USA Service Co.	\$0	\$1,574	\$66
1495	Analyst	100052701	00099	National Grid USA Service Co.	\$425	\$320	\$0
1496	Director	100052748	00099	National Grid USA Service Co.	\$739	\$0	\$0
1497	Sr Auditor	100053010	00099	National Grid USA Service Co.	\$1,045	\$468	\$0
1498	Coordinator	100053236	00099	National Grid USA Service Co.	\$0	\$1,134	\$0
1499	Sr Forester	100053324	00099	National Grid USA Service Co.	\$250	\$820	\$0
1500	Distribution Scheduler	100053354	00099	National Grid USA Service Co.	\$493	\$1,371	\$0
1501	Asc Engineer	100053564	00099	National Grid USA Service Co.	\$1,123	\$2,414	\$0
1502	Relay Technician	100053629	00099	National Grid USA Service Co.	\$483	\$725	\$0
1503	Relay Technician	100053707	00099	National Grid USA Service Co.	\$242	\$0	\$0
1504	Prin Engineer	100053724	00099	National Grid USA Service Co.	\$869	\$948	\$0
1505	Engineer	100053832	00099	National Grid USA Service Co.	\$0	\$435	\$0
1506	Asc Analyst	100053945	00099	National Grid USA Service Co.	\$368	\$622	\$0
1507	Director	100054040	00099	National Grid USA Service Co.	\$1,262	\$0	\$1,350
1508	Analyst	100054041	00099	National Grid USA Service Co.	\$150	\$144	\$0
1509	Project Manager	100054059	00099	National Grid USA Service Co.	\$568	\$1,176	\$0
1510	Sr Analyst	100054168	00099	National Grid USA Service Co.	\$0	\$374	\$0
1511	Accounts Processing Rep II	100054169	00099	National Grid USA Service Co.	\$0	\$954	\$6
1512	Assoc Customer Solutions Spec	100054171	00099	National Grid USA Service Co.	\$0	\$434	\$0
1513	Order Processing Rep A	100054173	00099	National Grid USA Service Co.	\$0	\$1,006	\$0
1514	Telcmcs Technician	100054265	00099	National Grid USA Service Co.	\$240	\$203	\$0
1515	Partner	100054359	00099	National Grid USA Service Co.	\$208	\$96	\$0
1516	Sr Cust Service Rep	100054534	00099	National Grid USA Service Co.	\$0	\$1,393	\$30
1517	Analyst	100054556	00099	National Grid USA Service Co.	\$199	\$1,335	\$0
1518	Customer Service Rep	100054559	00099	National Grid USA Service Co.	\$0	\$1,101	\$36
1519	Engineer	100054569	00099	National Grid USA Service Co.	\$744	\$1,579	\$0
1520	Order Processing Rep A	100054594	00099	National Grid USA Service Co.	\$0	\$800	\$0
1521	Customer Service Rep	100054600	00099	National Grid USA Service Co.	\$0	\$1,307	\$42
1522	Lead Analyst	100054608	00099	National Grid USA Service Co.	\$0	\$1,370	\$0
1523	Lead Engineer	100054857	00099	National Grid USA Service Co.	\$595	\$663	\$0
1524	Land Survey Coordinator	100054859	00099	National Grid USA Service Co.	\$1,209	\$4,781	\$0
1525	Engineer	100054860	00099	National Grid USA Service Co.	\$717	\$1,642	\$0
1526	Sr IT Analyst	100054878	00099	National Grid USA Service Co.	\$397	\$1,274	\$0
1527	System Ctl Center Optr	100054879	00099	National Grid USA Service Co.	\$0	\$1,401	\$0
1528	Lead Project Manager	100054931	00099	National Grid USA Service Co.	\$1,737	\$3,865	\$0
1529	Engineer	100054936	00099	National Grid USA Service Co.	\$2,420	\$3,758	\$0
1530	Accounts Processing Rep III	100054958	00099	National Grid USA Service Co.	\$0	\$1,072	\$6
1531	Sr Cust Service Rep	100054984	00099	National Grid USA Service Co.	\$0	\$1,681	\$86
1532	Manager	100055008	00099	National Grid USA Service Co.	\$0	\$775	\$0
1533	Lead Project Manager	100055129	00099	National Grid USA Service Co.	\$0	\$3,759	\$0
1534	Business Consultant	100055148	00099	National Grid USA Service Co.	\$112	\$0	\$0
1535	Sr Counsel II	100711112	00099	National Grid USA Service Co.	\$2,162	\$0	\$0
1536	Supervisor	100711114	00099	National Grid USA Service Co.	\$0	\$2,339	\$0
1537	Distribution Scheduler	100711115	00099	National Grid USA Service Co.	\$795	\$1,755	\$0
1538	Distribution Scheduler	100711126	00099	National Grid USA Service Co.	\$591	\$2,344	\$0
1539	Sr Customer Solutions Spec	100711127	00099	National Grid USA Service Co.	\$1,067	\$1,699	\$0
1540	Designer A	100711130	00099	National Grid USA Service Co.	\$0	\$2,513	\$0

The Narragansett Electric Company
d/b/a National Grid
Final Storm Cost Accounting: 2010 and 2011 Storm Events
R.I.P.U.C. Docket No. 2509
Schedule 5-F-1
Page 23 of 27

The Narragansett Electric Company
Summary of Final Storm Costs
August 2011 Tropical Storm Irene
Payroll Costs by Employee ID

Grand Total: \$6,483,547

Line #	Job Cd Descr	Empl Id	Orig Business Unit	Orig Bus Unit Descr	Base Pay	Overtime	Miscellaneous Pay
	(a)	(b)	(c)	(d)	(e)	(f)	(g)
1541	Director	100711139	00099	National Grid USA Service Co.	\$2,410	\$0	\$2,568
1542	Analyst	100711140	00099	National Grid USA Service Co.	\$602	\$479	\$0
1543	Lineworker 2/C	100711144	00099	National Grid USA Service Co.	\$60	\$1,171	\$0
1544	Lineworker 2/C	100711145	00099	National Grid USA Service Co.	\$0	\$360	\$0
1545	Lineworker Apprentice	100711146	00099	National Grid USA Service Co.	\$57	\$1,107	\$0
1546	Lineworker 2/C	100711149	00099	National Grid USA Service Co.	\$360	\$1,351	\$0
1547	Lineworker 2/C	100711152	00099	National Grid USA Service Co.	\$901	\$2,522	\$0
1548	Lineworker 2/C	100711153	00099	National Grid USA Service Co.	\$360	\$1,351	\$0
1549	Lineworker 2/C	100711154	00099	National Grid USA Service Co.	\$60	\$1,171	\$0
1550	Lineworker 2/C	100711156	00099	National Grid USA Service Co.	\$720	\$1,621	\$0
1551	Lineworker 2/C	100711158	00099	National Grid USA Service Co.	\$901	\$2,522	\$0
1552	Lineworker 2/C	100711159	00099	National Grid USA Service Co.	\$901	\$1,621	\$0
1553	Lineworker 2/C	100711161	00099	National Grid USA Service Co.	\$180	\$540	\$0
1554	Lineworker 2/C	100711165	00099	National Grid USA Service Co.	\$0	\$360	\$0
1555	Order Processing Rep A	100711167	00099	National Grid USA Service Co.	\$0	\$688	\$0
1556	Engineer	100711169	00099	National Grid USA Service Co.	\$855	\$2,237	\$0
1557	Designer A	100711172	00099	National Grid USA Service Co.	\$0	\$1,963	\$0
1558	Accounts Processing Rep III	100711177	00099	National Grid USA Service Co.	\$0	\$1,034	\$6
1559	Sr Analyst	100711189	00099	National Grid USA Service Co.	\$0	\$352	\$0
1560	Sr Coordinator	100711192	00099	National Grid USA Service Co.	\$718	\$1,763	\$0
1561	Coordinator	100711193	00099	National Grid USA Service Co.	\$700	\$2,016	\$0
1562	Sr Counsel I	100711194	00099	National Grid USA Service Co.	\$930	\$0	\$0
1563	Coordinator	100711195	00099	National Grid USA Service Co.	\$682	\$2,034	\$0
1564	Senior Specialist	100711196	00099	National Grid USA Service Co.	\$551	\$1,493	\$0
1565	Asc Analyst	100711198	00099	National Grid USA Service Co.	\$0	\$570	\$0
1566	Prin Engineer	100711201	00099	National Grid USA Service Co.	\$1,656	\$2,266	\$0
1567	Technician 3/C (80)	100711205	00099	National Grid USA Service Co.	\$479	\$4,119	\$0
1568	Sr Engineer	100711207	00099	National Grid USA Service Co.	\$990	\$1,182	\$0
1569	Sr Analyst	100711208	00099	National Grid USA Service Co.	\$0	\$1,138	\$0
1570	Lineworker 2/C	100711212	00099	National Grid USA Service Co.	\$901	\$1,621	\$0
1571	Lineworker 2/C	100711214	00099	National Grid USA Service Co.	\$0	\$360	\$0
1572	Lineworker 2/C	100711216	00099	National Grid USA Service Co.	\$360	\$1,351	\$0
1573	Coordinator	100711217	00099	National Grid USA Service Co.	\$719	\$2,118	\$0
1574	Sr Analyst	100711218	00099	National Grid USA Service Co.	\$0	\$206	\$0
1575	System Ctl Center Optr	100711219	00099	National Grid USA Service Co.	\$0	\$2,311	\$0
1576	Manager	100711221	00099	National Grid USA Service Co.	\$934	\$2,796	\$0
1577	Coordinator	100711227	00099	National Grid USA Service Co.	\$484	\$1,624	\$0
1578	Customer Service Rep	100711242	00099	National Grid USA Service Co.	\$0	\$1,153	\$36
1579	Commercial Acct Rep	100711245	00099	National Grid USA Service Co.	\$780	\$1,108	\$0
1580	Commercial Acct Rep	100711246	00099	National Grid USA Service Co.	\$1,031	\$1,962	\$0
1581	Accounts Processing Rep II	100711256	00099	National Grid USA Service Co.	\$0	\$923	\$6
1582	Executive Advisor	100711259	00099	National Grid USA Service Co.	\$1,613	\$6,612	\$0
1583	Asc Engineer	100711271	00099	National Grid USA Service Co.	\$674	\$1,766	\$0
1584	Asc Engineer	100711273	00099	National Grid USA Service Co.	\$984	\$2,236	\$0
1585	Customer Connections Rep A	100711274	00099	National Grid USA Service Co.	\$0	\$4,085	\$0
1586	Manager	100711276	00099	National Grid USA Service Co.	\$228	\$489	\$0
1587	Coordinator	100711294	00099	National Grid USA Service Co.	\$603	\$1,448	\$0
1588	Accounts Processing Rep II	100711295	00099	National Grid USA Service Co.	\$0	\$954	\$6
1589	Accounts Processing Rep II	100711297	00099	National Grid USA Service Co.	\$0	\$954	\$6
1590	Asc Engineer	100711311	00099	National Grid USA Service Co.	\$899	\$1,923	\$0
1591	Engineer	100711318	00099	National Grid USA Service Co.	\$1,257	\$2,879	\$0
1592	Accounts Processing Rep II	100711322	00099	National Grid USA Service Co.	\$0	\$954	\$6
1593	Asc Engineer	100711324	00099	National Grid USA Service Co.	\$257	\$225	\$0
1594	Accounts Processing Rep II	100711326	00099	National Grid USA Service Co.	\$64	\$815	\$6
1595	Manager	100711341	00099	National Grid USA Service Co.	\$0	\$214	\$0
1596	Order Processing Rep A	100711363	00099	National Grid USA Service Co.	\$0	\$991	\$0
1597	Customer Service Rep	100711365	00099	National Grid USA Service Co.	\$0	\$1,260	\$54
1598	Sr Cust Service Rep	100711366	00099	National Grid USA Service Co.	\$0	\$1,046	\$24
1599	Order Processing Rep A	100711367	00099	National Grid USA Service Co.	\$0	\$950	\$0
1600	Customer Service Rep	100711368	00099	National Grid USA Service Co.	\$71	\$1,285	\$36
1601	Sr Cust Service Rep	100711374	00099	National Grid USA Service Co.	\$0	\$1,383	\$36
1602	Accounts Processing Rep II	100711375	00099	National Grid USA Service Co.	\$120	\$653	\$6
1603	Real Estate Rep	100711380	00099	National Grid USA Service Co.	\$649	\$2,583	\$0
1604	Sr Cust Service Rep	100711384	00099	National Grid USA Service Co.	\$0	\$704	\$42
1605	Analyst	100711388	00099	National Grid USA Service Co.	\$0	\$338	\$0
1606	Customer Service Rep	100711393	00099	National Grid USA Service Co.	\$0	\$1,567	\$66
1607	Accounts Processing Rep II	100711398	00099	National Grid USA Service Co.	\$62	\$913	\$6
1608	Lead Analyst	100711412	00099	National Grid USA Service Co.	\$311	\$743	\$0
1609	Executive Asst to Band B	100711423	00099	National Grid USA Service Co.	\$467	\$730	\$0
1610	Analyst	100711435	00099	National Grid USA Service Co.	\$123	\$415	\$0

The Narragansett Electric Company
d/b/a National Grid
Final Storm Cost Accounting: 2010 and 2011 Storm Events
R.I.P.U.C. Docket No. 2509
Schedule 5-F-1
Page 24 of 27

The Narragansett Electric Company
Summary of Final Storm Costs
August 2011 Tropical Storm Irene
Payroll Costs by Employee ID

Grand Total: \$6,483,547

Line #	Job Cd Descr	Empl Id	Orig Business Unit	Orig Bus Unit Descr	Base Pay	Overtime	Miscellaneous Pay
	(a)	(b)	(c)	(d)	(e)	(f)	(g)
1611	Assoc Customer Solutions Spec	100711443	00099	National Grid USA Service Co.	\$996	\$833	\$0
1612	Director	100711449	00099	National Grid USA Service Co.	\$0	\$0	\$1,125
1613	Asc Engineer	100711485	00099	National Grid USA Service Co.	\$674	\$1,766	\$0
1614	Executive Advisor	100711486	00099	National Grid USA Service Co.	\$730	\$1,089	\$0
1615	Sr Engineer	100711491	00099	National Grid USA Service Co.	\$700	\$2,754	\$0
1616	Analyst	100711517	00099	National Grid USA Service Co.	\$463	\$1,343	\$0
1617	Sr Analyst	100711518	00099	National Grid USA Service Co.	\$274	\$984	\$0
1618	Analyst	100711520	00099	National Grid USA Service Co.	\$0	\$104	\$0
1619	Analyst	100711522	00099	National Grid USA Service Co.	\$183	\$422	\$0
1620	Principal Analyst	100711529	00099	National Grid USA Service Co.	\$498	\$1,330	\$0
1621	Manager	100711532	00099	National Grid USA Service Co.	\$395	\$520	\$0
1622	Supervisor	100711538	00099	National Grid USA Service Co.	\$513	\$838	\$0
1623	Supervisor	100711539	00099	National Grid USA Service Co.	\$302	\$762	\$0
1624	Analyst	100711540	00099	National Grid USA Service Co.	\$423	\$192	\$0
1625	Asc Telemns Technician	100711548	00099	National Grid USA Service Co.	\$444	\$541	\$0
1626	Lead Specialist	100711549	00099	National Grid USA Service Co.	\$971	\$2,637	\$0
1627	Sr Analyst	100711561	00099	National Grid USA Service Co.	\$602	\$1,368	\$0
1628	Lead Analyst	100711567	00099	National Grid USA Service Co.	\$651	\$1,350	\$0
1629	Analyst	100711569	00099	National Grid USA Service Co.	\$567	\$530	\$0
1630	Commercial Acct Rep	100711610	00099	National Grid USA Service Co.	\$1,268	\$2,675	\$0
1631	Sr Supervisor	100711611	00099	National Grid USA Service Co.	\$400	\$2,471	\$0
1632	Customer Connections Rep B	100711616	00099	National Grid USA Service Co.	\$0	\$1,807	\$0
1633	Svr Forestry	100711623	00099	National Grid USA Service Co.	\$1,052	\$3,870	\$0
1634	Order Processing Rep B	100711640	00099	National Grid USA Service Co.	\$0	\$1,025	\$0
1635	Sr Analyst	100711642	00099	National Grid USA Service Co.	\$1,467	\$1,928	\$0
1636	Sr Analyst	100711655	00099	National Grid USA Service Co.	\$0	\$1,312	\$0
1637	Engineer	100711656	00099	National Grid USA Service Co.	\$242	\$385	\$0
1638	Manager	100711660	00099	National Grid USA Service Co.	\$633	\$1,259	\$0
1639	Equip Operator	100711666	00099	National Grid USA Service Co.	\$423	\$1,586	\$0
1640	Sr Designer	100711673	00099	National Grid USA Service Co.	\$1,268	\$1,792	\$0
1641	Asc Telemns Technician	100711680	00099	National Grid USA Service Co.	\$212	\$496	\$0
1642	Designer A	100711704	00099	National Grid USA Service Co.	\$0	\$1,165	\$0
1643	Analyst	100711721	00099	National Grid USA Service Co.	\$318	\$417	\$0
1644	System Ctl Center Optr	100711726	00099	National Grid USA Service Co.	\$0	\$2,133	\$0
1645	System Ctl Center Optr	100711727	00099	National Grid USA Service Co.	\$0	\$1,298	\$0
1646	Coordinator	100711733	00099	National Grid USA Service Co.	\$778	\$1,375	\$0
1647	Designer A	100711755	00099	National Grid USA Service Co.	\$0	\$1,251	\$0
1648	Designer A	100711759	00099	National Grid USA Service Co.	\$0	\$2,513	\$0
1649	Sr Designer	100711760	00099	National Grid USA Service Co.	\$919	\$780	\$0
1650	Asc Relay Technician	100711762	00099	National Grid USA Service Co.	\$219	\$0	\$0
1651	Analyst	100711767	00099	National Grid USA Service Co.	\$0	\$1,110	\$0
1652	Asc Engineer	100711768	00099	National Grid USA Service Co.	\$0	\$402	\$0
1653	Designer A	100711769	00099	National Grid USA Service Co.	\$0	\$2,243	\$0
1654	Sr Designer	100711771	00099	National Grid USA Service Co.	\$966	\$1,863	\$0
1655	VP Operations Support	100711772	00099	National Grid USA Service Co.	\$3,397	\$0	\$0
1656	Project Manager	100711777	00099	National Grid USA Service Co.	\$815	\$1,325	\$0
1657	Designer A	100711784	00099	National Grid USA Service Co.	\$0	\$1,895	\$0
1658	Designer A	100711785	00099	National Grid USA Service Co.	\$0	\$755	\$0
1659	Customer Connections Rep A	100711787	00099	National Grid USA Service Co.	\$0	\$4,365	\$0
1660	Designer A	100711805	00099	National Grid USA Service Co.	\$0	\$2,096	\$0
1661	Designer A	100711806	00099	National Grid USA Service Co.	\$0	\$2,096	\$0
1662	Senior Tech Supp Consultant	100711826	00099	National Grid USA Service Co.	\$1,667	\$2,256	\$0
1663	Sr Engineer	100711827	00099	National Grid USA Service Co.	\$1,683	\$1,440	\$0
1664	Energy Eff Consultant	100711831	00099	National Grid USA Service Co.	\$1,413	\$1,350	\$0
1665	System Ctl Center Optr	100711838	00099	National Grid USA Service Co.	\$0	\$297	\$0
1666	System Ctl Center Optr	100711840	00099	National Grid USA Service Co.	\$0	\$2,376	\$0
1667	Sr Analyst	100711844	00099	National Grid USA Service Co.	\$0	\$429	\$0
1668	Project Manager	100711851	00099	National Grid USA Service Co.	\$175	\$104	\$0
1669	Customer Service Rep - Temp	100711854	00099	National Grid USA Service Co.	\$0	\$1,138	\$54
1670	Customer Service Rep - Temp	100711855	00099	National Grid USA Service Co.	\$0	\$1,117	\$36
1671	Customer Service Rep - Temp	100711859	00099	National Grid USA Service Co.	\$0	\$1,148	\$36
1672	Customer Service Rep - Temp	100711860	00099	National Grid USA Service Co.	\$0	\$1,007	\$18
1673	Customer Service Rep - Temp	100711861	00099	National Grid USA Service Co.	\$0	\$1,145	\$36
1674	Customer Service Rep - Temp	100711862	00099	National Grid USA Service Co.	\$0	\$1,308	\$36
1675	Customer Service Rep - Temp	100711863	00099	National Grid USA Service Co.	\$0	\$1,149	\$30
1676	Sr Analyst	100713209	00099	National Grid USA Service Co.	\$228	\$219	\$0
1677	Customer Connections Rep A	100713258	00099	National Grid USA Service Co.	\$0	\$1,977	\$0
1678	Analyst	100713304	00099	National Grid USA Service Co.	\$0	\$252	\$0
1679	Buyer	100713343	00099	National Grid USA Service Co.	\$0	\$379	\$0
1680	Asc Engineer	100713672	00099	National Grid USA Service Co.	\$399	\$402	\$0

The Narragansett Electric Company
d/b/a National Grid
Final Storm Cost Accounting: 2010 and 2011 Storm Events
R.I.P.U.C. Docket No. 2509
Schedule 5-F-1
Page 25 of 27

The Narragansett Electric Company
Summary of Final Storm Costs
August 2011 Tropical Storm Irene
Payroll Costs by Employee ID

Grand Total: \$6,483,547

Line #	Job Cd Descr	Empl Id	Orig Business Unit	Orig Bus Unit Descr	Base Pay	Overtime	Miscellaneous Pay
	(a)	(b)	(c)	(d)	(e)	(f)	(g)
1681	Sr Analyst	100713741	00099	National Grid USA Service Co.	\$0	\$245	\$0
1682	Associate Buyer	100713788	00099	National Grid USA Service Co.	\$0	\$326	\$0
1683	System Ctl Center Optr	100713865	00099	National Grid USA Service Co.	\$0	\$1,361	\$0
1684	Meter Service Technician A	12390	00431	KeySpan	\$877	\$2,411	\$110
1685	Technician A	12617	00431	KeySpan	\$283	\$286	\$23
1686	Technician A	12643	00431	KeySpan	\$0	\$400	\$0
1687	Meter Service Technician B	12679	00431	KeySpan	\$526	\$591	\$40
1688	Meter Service Technician B	12696	00431	KeySpan	\$526	\$985	\$50
1689	Meter Service Technician A	12722	00431	KeySpan	\$584	\$493	\$23
1690	Meter Service Technician	13174	00431	KeySpan	\$246	\$184	\$6
1691	Technician B	13509	00431	KeySpan	\$287	\$215	\$12
1692	Meter Service Technician B	13513	00431	KeySpan	\$788	\$2,168	\$110
1693	Meter Service Technician B	13526	00431	KeySpan	\$1,051	\$1,774	\$80
1694	Technician B	13527	00431	KeySpan	\$287	\$376	\$23
1695	Technician A	13544	00431	KeySpan	\$305	\$572	\$23
1696	Technician A	13662	00431	KeySpan	\$1,010	\$2,923	\$46
1697	Meter Service Technician A	13717	00431	KeySpan	\$1,062	\$2,192	\$100
1698	Technician A	13789	00431	KeySpan	\$997	\$1,030	\$40
1699	Meter Service Technician B	13802	00431	KeySpan	\$1,189	\$3,843	\$90
1700	Technician B	13815	00431	KeySpan	\$574	\$430	\$23
1701	Residential Sales Associate	13831	00431	KeySpan	\$0	\$181	\$0
1702	Meter Service Technician	14150	00431	KeySpan	\$246	\$184	\$6
1703	Meter Service Technician B	14316	00431	KeySpan	\$1,051	\$2,488	\$60
1704	Technician B	14327	00431	KeySpan	\$908	\$1,398	\$46
1705	Meter Service Technician B	14333	00431	KeySpan	\$587	\$394	\$20
1706	Engineer	14334	00431	KeySpan	\$1,098	\$1,519	\$0
1707	Meter Service Technician B	14535	00431	KeySpan	\$812	\$862	\$46
1708	Meter Service Technician	14613	00431	KeySpan	\$246	\$230	\$6
1709	Meter Service Technician	14663	00431	KeySpan	\$0	\$852	\$6
1710	Sr. Engineer	14695	00431	KeySpan	\$0	\$532	\$0
1711	Technician B	14696	00431	KeySpan	\$477	\$807	\$35
1712	Senior Supervisor - Gas	14706	00431	KeySpan	\$0	\$811	\$0
1713	Resource Planner	14737	00431	KeySpan	\$786	\$1,163	\$0
1714	Senior Buyer	14754	00431	KeySpan	\$1,783	\$1,449	\$0
1715	Lead Analyst	1485	00431	KeySpan	\$29	\$2,241	\$0
1716	Acting VP	14948	00431	KeySpan	\$1,050	\$0	\$0
1717	Sr. Engineer	15054	00431	KeySpan	\$969	\$303	\$0
1718	Meter Service Technician	15078	00431	KeySpan	\$491	\$253	\$6
1719	Meter Service Technician	15095	00431	KeySpan	\$246	\$207	\$6
1720	Meter Service Technician	15106	00431	KeySpan	\$491	\$368	\$6
1721	Meter Service Technician	15109	00431	KeySpan	\$0	\$875	\$6
1722	Technician B	15413	00431	KeySpan	\$893	\$1,636	\$23
1723	Technician B	15428	00431	KeySpan	\$893	\$1,636	\$23
1724	Meter Service Technician B	15532	00431	KeySpan	\$788	\$1,872	\$100
1725	Meter Service Technician B	15551	00431	KeySpan	\$788	\$1,774	\$70
1726	Technician B	15609	00431	KeySpan	\$958	\$1,237	\$60
1727	Meter Service Technician B	15733	00431	KeySpan	\$119	\$1,774	\$50
1728	Meter Service Technician	15779	00431	KeySpan	\$491	\$230	\$6
1729	Director	16185	00431	KeySpan	\$0	\$0	\$330
1730	Meter Service Technician B	16544	00431	KeySpan	\$526	\$1,035	\$20
1731	Meter Service Technician B	16549	00431	KeySpan	\$812	\$1,877	\$81
1732	Meter Service Technician B	16574	00431	KeySpan	\$602	\$616	\$40
1733	Meter Service Technician B	16575	00431	KeySpan	\$920	\$1,182	\$60
1734	Meter Service Technician B	16584	00431	KeySpan	\$788	\$2,168	\$50
1735	Meter Service Technician B	16586	00431	KeySpan	\$541	\$457	\$23
1736	Meter Service Technician B	16588	00431	KeySpan	\$631	\$3,153	\$120
1737	Meter Service Technician B	16606	00431	KeySpan	\$952	\$1,826	\$69
1738	Meter Service Technician B	16608	00431	KeySpan	\$354	\$1,015	\$35
1739	Assoc Analyst Engineer	16624	00431	KeySpan	\$1,065	\$1,073	\$0
1740	Senior Auditor	16625	00431	KeySpan	\$1,510	\$2,378	\$0
1741	Technician B	16652	00431	KeySpan	\$658	\$807	\$30
1742	Technician B	16654	00431	KeySpan	\$935	\$860	\$30
1743	Meter Service Technician B	16669	00431	KeySpan	\$788	\$2,168	\$50
1744	Meter Service Technician B	16671	00431	KeySpan	\$526	\$3,547	\$140
1745	Meter Service Technician B	16692	00431	KeySpan	\$263	\$2,168	\$50
1746	Engineer	16696	00431	KeySpan	\$534	\$200	\$0
1747	Technician B	16747	00431	KeySpan	\$875	\$2,468	\$46
1748	Meter Service Technician	16761	00431	KeySpan	\$0	\$1,335	\$12
1749	Lead Analyst	16791	00431	KeySpan	\$0	\$142	\$0
1750	Sr. Engineer	16877	00431	KeySpan	\$1,383	\$4,926	\$1,850

The Narragansett Electric Company
d/b/a National Grid
Final Storm Cost Accounting: 2010 and 2011 Storm Events
R.I.P.U.C. Docket No. 2509
Schedule 5-F-1
Page 26 of 27

The Narragansett Electric Company
Summary of Final Storm Costs
August 2011 Tropical Storm Irene
Payroll Costs by Employee ID

Grand Total: \$6,483,547

Line #	Job Cd Descr	Empl Id	Orig Business Unit	Orig Bus Unit Descr	Base Pay	Overtime	Miscellaneous Pay
	(a)	(b)	(c)	(d)	(e)	(f)	(g)
1751	Lead Project Manager	16902	00431	KeySpan	\$0	\$1,217	\$0
1752	Lead Analyst	16908	00431	KeySpan	\$1,504	\$2,539	\$0
1753	Supervisor - Gas	16928	00431	KeySpan	\$1,355	\$3,278	\$0
1754	Meter Service Technician	16938	00431	KeySpan	\$50	\$829	\$6
1755	Meter Service Technician	16939	00431	KeySpan	\$614	\$644	\$6
1756	Meter Service Technician B	16978	00431	KeySpan	\$664	\$1,826	\$58
1757	Lead Account Executive	16987	00431	KeySpan	\$786	\$943	\$0
1758	Meter Service Technician	17065	00431	KeySpan	\$406	\$1,335	\$12
1759	Lead Specialist	17066	00431	KeySpan	\$831	\$234	\$0
1760	Senior Project Manager	17077	00431	KeySpan	\$634	\$1,991	\$0
1761	Assoc Analyst Engineer	17163	00431	KeySpan	\$799	\$599	\$0
1762	Lead Engineer	17312	00431	KeySpan	\$1,551	\$2,035	\$0
1763	Technician C	17408	00431	KeySpan	\$418	\$941	\$50
1764	Technician C	17457	00431	KeySpan	\$418	\$412	\$30
1765	Associate Analyst Bus	17481	00431	KeySpan	\$572	\$959	\$0
1766	Technician C	17506	00431	KeySpan	\$179	\$0	\$0
1767	Technician C	17531	00431	KeySpan	\$615	\$942	\$58
1768	Technician C	17646	00431	KeySpan	\$837	\$1,098	\$69
1769	Meter Service Representative	17654	00431	KeySpan	\$504	\$481	\$40
1770	Meter Service Representative	17657	00431	KeySpan	\$609	\$879	\$40
1771	Director	17660	00431	KeySpan	\$192	\$0	\$0
1772	Meter Service Representative	17683	00431	KeySpan	\$504	\$378	\$30
1773	Meter Service Technician B	17693	00431	KeySpan	\$477	\$763	\$35
1774	Meter Service Representative	17694	00431	KeySpan	\$515	\$482	\$46
1775	Meter Service Representative	17697	00431	KeySpan	\$645	\$1,135	\$81
1776	Manager	17702	00431	KeySpan	\$312	\$858	\$0
1777	Meter Service Technician B	17709	00431	KeySpan	\$751	\$1,373	\$69
1778	Meter Service Technician B	17713	00431	KeySpan	\$751	\$1,373	\$69
1779	Analyst	17714	00431	KeySpan	\$317	\$498	\$0
1780	Meter Service Technician	17716	00431	KeySpan	\$410	\$499	\$6
1781	Meter Service Representative	17723	00431	KeySpan	\$673	\$1,103	\$90
1782	Meter Service Technician B	17729	00431	KeySpan	\$101	\$228	\$20
1783	Associate Scheduler	17775	00431	KeySpan	\$0	\$327	\$0
1784	Meter Service Representative	17869	00431	KeySpan	\$639	\$1,135	\$100
1785	Meter Service Representative	17870	00431	KeySpan	\$454	\$1,191	\$110
1786	Meter Service Representative	17882	00431	KeySpan	\$373	\$567	\$35
1787	Meter Service Representative	17969	00431	KeySpan	\$454	\$723	\$50
1788	Meter Service Technician	17973	00431	KeySpan	\$606	\$444	\$6
1789	Technician C	17976	00431	KeySpan	\$410	\$538	\$35
1790	Meter Service Technician	17977	00431	KeySpan	\$410	\$538	\$6
1791	Meter Service Technician	17978	00431	KeySpan	\$584	\$480	\$6
1792	Assoc Analyst Engineer	17979	00431	KeySpan	\$803	\$702	\$0
1793	Lead Program Manager	17990	00431	KeySpan	\$417	\$238	\$0
1794	Lead Partner	17994	00431	KeySpan	\$388	\$0	\$0
1795	Assoc Analyst Engineer	18056	00431	KeySpan	\$486	\$182	\$0
1796	Director	18133	00431	KeySpan	\$0	\$0	\$770
1797	Lead Program Manager	18277	00431	KeySpan	\$0	\$1,530	\$0
1798	Meter Service Technician	18440	00431	KeySpan	\$23	\$227	\$12
1799	Director	18649	00431	KeySpan	\$520	\$0	\$0
1800	Quality Assessor	20088	00431	KeySpan	\$314	\$1,354	\$40
1801	Meter Service Technician A	20096	00431	KeySpan	\$1,169	\$2,192	\$60
1802	Technician A	20126	00431	KeySpan	\$962	\$1,732	\$35
1803	Senior Analyst	20127	00431	KeySpan	\$75	\$283	\$0
1804	Quality Assessor	20154	00431	KeySpan	\$314	\$1,529	\$50
1805	Principal Engineer	20278	00431	KeySpan	\$404	\$643	\$0
1806	Meter Service Representative	21178	00431	KeySpan	\$572	\$1,717	\$80
1807	Meter Service Technician A	21192	00431	KeySpan	\$877	\$1,808	\$40
1808	Senior Buyer	21355	00431	KeySpan	\$1,530	\$1,951	\$0
1809	Technician A	21416	00431	KeySpan	\$0	\$0	\$284
1810	Manager	21443	00431	KeySpan	\$0	\$2,401	\$0
1811	Residential Sales Associate	21455	00431	KeySpan	\$0	\$225	\$0
1812	Meter Service Technician A	21525	00431	KeySpan	\$877	\$2,740	\$120
1813	Meter Service Technician A	21555	00431	KeySpan	\$585	\$658	\$40
1814	Lead Engineer	21556	00431	KeySpan	\$363	\$1,088	\$0
1815	Meter Service Technician A	21559	00431	KeySpan	\$877	\$1,425	\$70
1816	Meter Service Technician B	21571	00431	KeySpan	\$614	\$788	\$40
1817	Meter Service Technician A	21572	00431	KeySpan	\$877	\$2,740	\$120
1818	Corrosion Technician	21632	00431	KeySpan	\$541	\$838	\$35
1819	Technician B	22013	00431	KeySpan	\$287	\$269	\$12
1820	Technician A	22240	00431	KeySpan	\$610	\$915	\$0

The Narragansett Electric Company
d/b/a National Grid
Final Storm Cost Accounting: 2010 and 2011 Storm Events
R.I.P.U.C. Docket No. 2509
Schedule 5-F-1
Page 27 of 27

The Narragansett Electric Company
Summary of Final Storm Costs
August 2011 Tropical Storm Irene
Payroll Costs by Employee ID

Grand Total: \$6,483,547

Line #	Job Cd Descr	Empl Id	Orig Business Unit	Orig Bus Unit Descr	Base Pay	Overtime	Miscellaneous Pay
	(a)	(b)	(c)	(d)	(e)	(f)	(g)
1821	Fitting Inspector Special	22464	00431	KeySpan	\$918	\$1,148	\$58
1822	Meter Service Technician A	22527	00431	KeySpan	\$292	\$658	\$30
1823	Meter Service Technician A	22648	00431	KeySpan	\$1,023	\$1,589	\$70
1824	Manager	22659	00431	KeySpan	\$0	\$924	\$0
1825	Quality Assessor	22673	00431	KeySpan	\$629	\$1,061	\$46
1826	Corrosion Technician	22798	00431	KeySpan	\$567	\$292	\$12
1827	Residential Sales Associate	22808	00431	KeySpan	\$0	\$231	\$0
1828	Meter Service Technician A	22831	00431	KeySpan	\$887	\$887	\$23
1829	Helper Laboratory	22887	00431	KeySpan	\$288	\$607	\$23
1830	Tool Room Attendant	22901	00431	KeySpan	\$610	\$1,402	\$58
1831	Tool Room Attendant	22924	00431	KeySpan	\$610	\$1,373	\$60
1832	Residential Sales Associate	22961	00431	KeySpan	\$0	\$192	\$0
1833	Technician A	22994	00431	KeySpan	\$305	\$515	\$0
1834	Senior Supervisor - Electric	23001	00431	KeySpan	\$668	\$658	\$0
1835	Meter Service Rep Special	23019	00431	KeySpan	\$912	\$969	\$46
1836	Paving Inspector/Tech A	23029	00431	KeySpan	\$610	\$1,144	\$46
1837	Senior Supervisor - Gas	23141	00431	KeySpan	\$736	\$724	\$0
1838	Meter Service Technician A	23164	00431	KeySpan	\$1,023	\$2,521	\$120
1839	Aux Ops Technician B	23166	00431	KeySpan	\$610	\$658	\$23
1840	Meter Service Technician A	23253	00431	KeySpan	\$585	\$877	\$40
1841	Technician B	23276	00431	KeySpan	\$331	\$430	\$23
1842	Technician A	23449	00431	KeySpan	\$267	\$0	\$0
1843	Technician A	23479	00431	KeySpan	\$349	\$458	\$23
1844	Meter Service Technician A	23499	00431	KeySpan	\$48	\$804	\$12
1845	Technician B	23521	00431	KeySpan	\$287	\$484	\$0
1846	Meter Service Technician A	23551	00431	KeySpan	\$877	\$1,973	\$81
1847	Senior Counsel	23635	00431	KeySpan	\$2,218	\$2,755	\$0
1848	Meter Service Technician A	23688	00431	KeySpan	\$584	\$1,096	\$46
1849	Lead Partner	23756	00431	KeySpan	\$365	\$0	\$0
1850	Meter Service Technician A	23762	00431	KeySpan	\$585	\$1,754	\$80
1851	Meter Service Technician A	23791	00431	KeySpan	\$1,018	\$2,192	\$100
1852	Director	23804	00431	KeySpan	\$1,088	\$0	\$2,250
1853	Field Trainer	23902	00431	KeySpan	\$627	\$1,176	\$46
1854	Technician A	23915	00431	KeySpan	\$610	\$887	\$46
1855	Director	24145	00431	KeySpan	\$0	\$0	\$750
1856	Technician A	24200	00431	KeySpan	\$610	\$601	\$30
1857	Corrosion Technician	24209	00431	KeySpan	\$284	\$319	\$12
1858	Director	24213	00431	KeySpan	\$2,460	\$0	\$0
1859	Senior Buyer	24222	00431	KeySpan	\$154	\$0	\$0
1860	Manager	24257	00431	KeySpan	\$971	\$1,001	\$0
1861	Manager	24757	00431	KeySpan	\$1,261	\$2,442	\$0
1862	Technician A	24780	00431	KeySpan	\$702	\$973	\$30
1863	Lead Supervisor Corporate	24796	00431	KeySpan	\$1,674	\$3,531	\$0
1864	Meter Service Technician	24901	00431	KeySpan	\$500	\$211	\$6
1865	Senior Supervisor - Gas	25288	00431	KeySpan	\$1,306	\$2,113	\$0
1866	Technician A	25349	00431	KeySpan	\$962	\$2,868	\$35
1867	Technician B	25472	00431	KeySpan	\$860	\$1,317	\$0
1868	Meter Service Technician A	25503	00431	KeySpan	\$1,169	\$1,151	\$70
1869	Technician B	26032	00431	KeySpan	\$287	\$215	\$12
1870	Technician A	26036	00431	KeySpan	\$305	\$515	\$23
1871	Residential Sales Associate	26046	00431	KeySpan	\$0	\$219	\$0
1872	Pipe Handler	30265	00431	KeySpan	\$525	\$915	\$35
1873	Pipe Handler	30266	00431	KeySpan	\$612	\$1,163	\$35
1874	Meter Service Technician	30267	00431	KeySpan	\$615	\$1,287	\$12
1875	Manager	30912	00431	KeySpan	\$321	\$844	\$0
1876	VP, Standards, Policies & Code	5376	00431	KeySpan	\$3,499	\$0	\$0
1877	Director	5953	00431	KeySpan	\$1,166	\$0	\$1,320
1878	Meter Service Technician B	70151	00431	KeySpan	\$202	\$1,443	\$40
1879	Meter Service Technician B	70240	00431	KeySpan	\$202	\$721	\$40
1880	Meter Service Technician B	70246	00431	KeySpan	\$740	\$959	\$46
1881	Technician B	70294	00431	KeySpan	\$935	\$860	\$30

The Narragansett Electric Company
Summary of Final Storm Costs
August 2011 Tropical Storm Irene
Overhead Allocations

Grand Total: \$2,453,394

<u>Line #</u>	<u>Expense Type</u> (a)	<u>Expense Type Descr</u> (b)	<u>Amount</u> (c)
1	A50	Capital Overheads	(\$6,985)
2	A60	Supervision & Admin	\$133,519
3	A65	Service Co Operating Costs	(\$37,134)
4	B01	FAS 106	\$329,754
5	B02	FAS 112	\$16,008
6	B03	Health Care	\$296,711
7	B04	Group Life Insurance	\$26,912
8	B05	Other Benefits	\$16,893
9	B06	Pension	\$467,233
10	B07	Thrift Plan	\$103,382
11	B08	Workers Comp	\$28,601
12	B09	Payroll Taxes	\$229,132
13	M50	Materials Stores Handling	\$21,459
14	P30	Variable & Misc Pay	\$306,184
15	P50	Time Not Worked	\$521,723

The Narragansett Electric Company
d/b/a National Grid
Final Storm Cost Accounting: 2010 and 2011 Storm Events
R.I.P.U.C. Docket No. 2509
Schedule 5-H
Page 1 of 3

The Narragansett Electric Company
Summary of Final Storm Costs
August 2011 Tropical Storm Irene
Transportation Costs

Grand Total: \$109,075

Line #	Orig Business Unit	Orig Bus Unit Descr	Vehicle Class	Vehicle Descr	Amount
(a)	(b)	(c)	(d)	(e)	
1	00004	Nantucket Electric Company	RR100	4X4 EXT CAB SHORT BOX PU	\$72
2	00005	Massachusetts Electric Company	RR080	10JEEPXMKJL74	\$467
3	00005	Massachusetts Electric Company	RR080	PATRIOT CUV 4WD	\$112
4	00005	Massachusetts Electric Company	RR080	SEBRING 4 DR SEDAN	\$155
5	00005	Massachusetts Electric Company	RR080	SUV-CP-4X4	\$98
6	00005	Massachusetts Electric Company	RR100	E 250 CARGO COMM	\$77
7	00005	Massachusetts Electric Company	RR100	E 350 SD CARGO COMM	\$68
8	00005	Massachusetts Electric Company	RR100	SAVANA CGO 1500 AWD	\$1,221
9	00005	Massachusetts Electric Company	RR100	SPRINTER 3500	\$37
10	00005	Massachusetts Electric Company	RR120	DAKOTA EXT 4WD	\$5,867
11	00005	Massachusetts Electric Company	RR140	RAM 2500 QUAD 4WD	\$680
12	00005	Massachusetts Electric Company	RR140	SAFARI CARGO 4X4 AWD	\$452
13	00005	Massachusetts Electric Company	RR140	SAFARI CARGO AWD	\$3,586
14	00005	Massachusetts Electric Company	RR140	SAFARI CARGO VAN	\$61
15	00005	Massachusetts Electric Company	RR140	SIERA 2500 EXT 4WD	\$245
16	00005	Massachusetts Electric Company	RR190	W/UNION CITY BODY	\$213
17	00005	Massachusetts Electric Company	RR215	WALKVAN MD	\$124
18	00005	Massachusetts Electric Company	RR220	E350 W VRSLT VANTEL-29-IH	\$186
19	00005	Massachusetts Electric Company	RR290	4X2 CAB CHASSIS	\$647
20	00005	Massachusetts Electric Company	RR290	4X2 CAB CHASSIS W ALTEC AER-ML	\$851
21	00005	Massachusetts Electric Company	RR290	4X2 CAB CHASSIS W ALTEC AER-TA	\$47
22	00005	Massachusetts Electric Company	RR290	W/TELELECT SC-45	\$1,394
23	00005	Massachusetts Electric Company	RR310	4X2 CAB CHASSIS	\$231
24	00005	Massachusetts Electric Company	RR320	4X2 CAB CHASSIS	\$3,544
25	00005	Massachusetts Electric Company	RR320	4X2 CAB CHASSIS W ALTEC AER-MH	\$439
26	00005	Massachusetts Electric Company	RR320	W/HOLAN 805B-47-3	\$463
27	00036	Niagara Mohawk Power Corp	RR120	DAKOTA EXT 4WD	\$47
28	00036	Niagara Mohawk Power Corp	RR140	RAM 2500 4WD	\$125
29	00036	Niagara Mohawk Power Corp	RR140	RAM 2500 QUAD 4WD	\$177
30	00036	Niagara Mohawk Power Corp	RR140	SIERA 2500 EXT 4WD	\$1,141
31	00036	Niagara Mohawk Power Corp	RR200	F450 SD CHASSIS 4WD	\$127
32	00036	Niagara Mohawk Power Corp	RR320	4X2 CAB CHASSIS	\$156
33	00041	Granite State Electric Company	RR080	10JEEPXMKJL74	\$184
34	00041	Granite State Electric Company	RR100	SAVANA CGO 1500 AWD	\$343
35	00041	Granite State Electric Company	RR140	SAFARI CARGO AWD	\$174
36	00041	Granite State Electric Company	RR320	TLELECT 46-OM	\$405
37	00048	Narragansett Gas Company	RR050	MINI PICKUP	\$803
38	00048	Narragansett Gas Company	RR050	TRAILER	\$149
39	00048	Narragansett Gas Company	RR080	10JEEPXMKJL74	\$421
40	00048	Narragansett Gas Company	RR080	CIVIC GX4 DR SEDAN	\$70
41	00048	Narragansett Gas Company	RR080	PATRIOT CUV 4WD	\$209
42	00048	Narragansett Gas Company	RR080	SEBRING 4 DR SEDAN	\$134
43	00048	Narragansett Gas Company	RR080	SEDAN	\$2
44	00048	Narragansett Gas Company	RR100	CARGO VAN	\$1,393
45	00048	Narragansett Gas Company	RR100	UTILITY TRACTOR	\$0
46	00048	Narragansett Gas Company	RR120	DAKOTA EXT 4WD	\$780
47	00048	Narragansett Gas Company	RR120	MINI PICKUP 4X4	\$874
48	00048	Narragansett Gas Company	RR140	F-350 4X4	\$232
49	00048	Narragansett Gas Company	RR190	F350 SD CHASSIS	\$360
50	00048	Narragansett Gas Company	RR190	F450 SD CHASSIS	\$2,115
51	00048	Narragansett Gas Company	RR190	STAKEBODY	\$505
52	00048	Narragansett Gas Company	RR190	STAKEBODY FOR 12113 SAWCUTTER	\$275
53	00048	Narragansett Gas Company	RR190	TRUCK MD	\$1,924
54	00048	Narragansett Gas Company	RR200	4X2 CAB CHASSIS	\$84

The Narragansett Electric Company
d/b/a National Grid
Final Storm Cost Accounting: 2010 and 2011 Storm Events
R.I.P.U.C. Docket No. 2509
Schedule 5-H
Page 2 of 3

The Narragansett Electric Company
Summary of Final Storm Costs
August 2011 Tropical Storm Irene
Transportation Costs

Grand Total: \$109,075

Line #	Orig Business Unit	Orig Bus Unit Descr	Vehicle Class	Vehicle Descr	Amount
(a)	(b)	(c)	(d)	(e)	
55	00048	Narragansett Gas Company	RR200	BACKHOE LOADER	\$848
56	00048	Narragansett Gas Company	RR200	BACKHOE/LOADER	\$1,046
57	00048	Narragansett Gas Company	RR210	DUMP	\$874
58	00048	Narragansett Gas Company	RR210	DUMP TRUCK	\$1,274
59	00048	Narragansett Gas Company	RR230	BACKHOE LOADER	\$292
60	00048	Narragansett Gas Company	RR240	4X2 CAB CHASSIS	\$5,219
61	00048	Narragansett Gas Company	RR240	4X2 CAB CHASSIS - VANAR GENAIR	\$1,754
62	00048	Narragansett Gas Company	RR240	CREW TRUCK	\$1,159
63	00048	Narragansett Gas Company	RR240	CREW TRUCK WITH UNDERDECK COMP	\$770
64	00048	Narragansett Gas Company	RR240	TRUCK MD	\$793
65	00048	Narragansett Gas Company	RR260	TRUCK MD	\$903
66	00049	Narragansett Electric Company	RR050	TRAILER	\$57
67	00049	Narragansett Electric Company	RR050	TRLR SINGLE REEL OIL CONTAIN	\$5
68	00049	Narragansett Electric Company	RR080	10JEEPXMJL74	\$22
69	00049	Narragansett Electric Company	RR100	10GMCXXTG23405	\$24
70	00049	Narragansett Electric Company	RR100	E 250 CARGO COMM	\$61
71	00049	Narragansett Electric Company	RR100	RAM 1500 QUAD 4X PU	\$35
72	00049	Narragansett Electric Company	RR100	SAVANA CGO 1500 AWD	\$306
73	00049	Narragansett Electric Company	RR100	SAVANA CGO 2500	\$26
74	00049	Narragansett Electric Company	RR100	SELF PROPELLED REEL TRAILER	\$7
75	00049	Narragansett Electric Company	RR120	DAKOTA EXT 4WD	\$1,820
76	00049	Narragansett Electric Company	RR140	RAM 2500 4WD	\$39
77	00049	Narragansett Electric Company	RR140	RAM 2500 4WD PICKUP	\$40
78	00049	Narragansett Electric Company	RR140	RAM 2500 QUAD 4WD	\$2
79	00049	Narragansett Electric Company	RR140	RAM 2500 QUAD 4X PU	\$44
80	00049	Narragansett Electric Company	RR140	SAFARI CARGO 4X4 AWD	\$104
81	00049	Narragansett Electric Company	RR140	SAFARI CARGO AWD	\$109
82	00049	Narragansett Electric Company	RR140	SAFARI CARGO VAN	\$119
83	00049	Narragansett Electric Company	RR140	SIERA 2500 4WD	\$13
84	00049	Narragansett Electric Company	RR140	SIERA 2500 EXT 4WD	\$96
85	00049	Narragansett Electric Company	RR140	SIERA 2500HD CRW 4X PU	\$39
86	00049	Narragansett Electric Company	RR190	W/UNION CITY BODY	\$86
87	00049	Narragansett Electric Company	RR190	WITH UNION CITY BODY	\$66
88	00049	Narragansett Electric Company	RR200	F350 REG CAB 60" CA UTIL BODY	\$44
89	00049	Narragansett Electric Company	RR200	F450 SD CHASSIS 4WD	\$169
90	00049	Narragansett Electric Company	RR215	MT45 INCOMPLETE CHASSIS	\$278
91	00049	Narragansett Electric Company	RR215	WALKVAN MD	\$587
92	00049	Narragansett Electric Company	RR220	4X2 CAB CHASSIS	\$51
93	00049	Narragansett Electric Company	RR290	4000 SERIES CAB & CHASSIS	\$206
94	00049	Narragansett Electric Company	RR290	4X2 CAB CHASSIS	\$1,013
95	00049	Narragansett Electric Company	RR290	4X2 CAB CHASSIS W ALTEC AER-TA	\$275
96	00049	Narragansett Electric Company	RR290	W/TELELECT SC-45	\$795
97	00049	Narragansett Electric Company	RR310	4X2 CAB CHASSIS	\$122
98	00049	Narragansett Electric Company	RR310	4X2 CAB CHASSIS W ALTEC DIG-LB	\$122
99	00049	Narragansett Electric Company	RR310	W/TELELECT C4045	\$79
100	00049	Narragansett Electric Company	RR320	4000 SERIES CAB & CHASSIS	\$167
101	00049	Narragansett Electric Company	RR320	4X2 CAB CHASSIS	\$1,858
102	00049	Narragansett Electric Company	RR320	4X2 CAB CHASSIS W ALTEC AER-MH	\$1,193
103	00049	Narragansett Electric Company	RR320	4X4 CAB CHASSIS	\$251
104	00049	Narragansett Electric Company	RR320	W/HOLAN 805B-47-3	\$348
105	00049	Narragansett Electric Company	RR320	W/LIFT-ALL LOM-46-1S	\$153
106	00049	Narragansett Electric Company	RR320	W/TELELECT 46 OM	\$933
107	00049	Narragansett Electric Company	RR320	W/TELELECT 9245	\$54
108	00049	Narragansett Electric Company	RR335	4X2 CAB CHASSIS W ALTEC AER-MH	\$28

The Narragansett Electric Company
d/b/a National Grid
Final Storm Cost Accounting: 2010 and 2011 Storm Events
R.I.P.U.C. Docket No. 2509
Schedule 5-H
Page 3 of 3

The Narragansett Electric Company
Summary of Final Storm Costs
August 2011 Tropical Storm Irene
Transportation Costs

Grand Total: \$109,075

Line #	Orig Business Unit	Orig Bus Unit Descr	Vehicle Class	Vehicle Descr	Amount
(a)	(b)	(c)	(d)	(e)	
109	00049	Narragansett Electric Company	RR335	4X4 CAB CHASSIS	\$34
110	00049	Narragansett Electric Company	RR340	4X2 CAB CHASSIS	\$101
111	00099	National Grid USA Service Co.	RR010	HOT STICK TRAILER	\$6
112	00099	National Grid USA Service Co.	RR010	TOOL TRAIL	\$9
113	00099	National Grid USA Service Co.	RR020	TRL-UTILITY	\$8
114	00099	National Grid USA Service Co.	RR080	10JEEPXMJKL74	\$775
115	00099	National Grid USA Service Co.	RR080	ATV-LD	\$44
116	00099	National Grid USA Service Co.	RR080	PATRIOT CUV 4WD	\$1,096
117	00099	National Grid USA Service Co.	RR080	SPORTSMAN 500 TOURING	\$29
118	00099	National Grid USA Service Co.	RR100	DURANGO 4DR 4WD	\$359
119	00099	National Grid USA Service Co.	RR100	RAM 1500 QUAD 4WD	\$1,358
120	00099	National Grid USA Service Co.	RR100	SAVANA CGO 1500 AWD	\$4,946
121	00099	National Grid USA Service Co.	RR120	DAKOTA EXT 4WD	\$11,612
122	00099	National Grid USA Service Co.	RR140	RAM 2500 4WD	\$3,512
123	00099	National Grid USA Service Co.	RR140	RAM 2500 4WD PICKUP	\$282
124	00099	National Grid USA Service Co.	RR140	RAM 2500 QUAD 4WD	\$4,285
125	00099	National Grid USA Service Co.	RR140	SAFARI CARGO 4X4 AWD	\$490
126	00099	National Grid USA Service Co.	RR140	SAFARI CARGO AWD	\$350
127	00099	National Grid USA Service Co.	RR140	SAFARI CARGO VAN	\$375
128	00099	National Grid USA Service Co.	RR140	SIERA 2500 EXT 4WD	\$4,983
129	00099	National Grid USA Service Co.	RR140	SIERA 2500HD CRW 4X PU	\$214
130	00099	National Grid USA Service Co.	RR160	50T GOOSENECK TRAILER	\$125
131	00099	National Grid USA Service Co.	RR190	F450 SD CHASSIS	\$552
132	00099	National Grid USA Service Co.	RR190	MAINTENANCE TRUCK	\$796
133	00099	National Grid USA Service Co.	RR200	BACKHOE LOADER	\$728
134	00099	National Grid USA Service Co.	RR200	F450 SD CHASSIS 4WD	\$380
135	00099	National Grid USA Service Co.	RR200	F550 SD CREWCHAS 4WD	\$2,563
136	00099	National Grid USA Service Co.	RR210	F350 SD CREWCHAS 4WD	\$120
137	00099	National Grid USA Service Co.	RR230	4X2 CAB CHASSIS	\$428
138	00099	National Grid USA Service Co.	RR280	6X4 TANDEM TRACTOR	\$379
139	00099	National Grid USA Service Co.	RR280	6X6 CAB CHASSIS	\$467
140	00099	National Grid USA Service Co.	RR320	AERIAL-50-MH-OC	\$256
141	00099	National Grid USA Service Co.	RR320	W/CRYSTEEL 16YD DUMP	\$494
142	00099	National Grid USA Service Co.	RR365	BULLDOZER	\$1
143	00099	National Grid USA Service Co.	RR370	6X6 CAB CHASSIS	\$1,131
144	00099	National Grid USA Service Co.	RR370	6X6 CHASSIS - ALTEC A77-TE93 N	\$4,467

The Narragansett Electric Company
Summary of Final Storm Costs
August 2011 Tropical Storm Irene
Inventory Costs

Grand Total: \$804,011

<u>Line #</u>	<u>Item Description</u> (a)	<u>Amount</u> (b)
1	TIE, CABLE, SELF LOCKING, BLACK, 12IN LENGTH	\$120
2	SUNSCREEN, TOWELETTE, DISPOSAB	\$456
3	HAT, HARD, V-GARD, CAP, STD, WHITE	\$147
4	WIRE, BARE, 4/0 AWG, 7 STR, CU, HD, 1000FT. REEL	\$2,401
5	BRACE, ALLEY ARM, WOOD, 7FT CTR TO CTR	\$189
6	METER, MULTI, DIGITAL, HAND HELD, 4000 CT DISPLAY	(\$2)
7	HOOK, ANCHOR, SWIVEL, 1IN EYE ID X 6 1/2 LONG	\$8
8	KIT, CABLE JACKET, COLD SHRINK, CORE ID 2.85IN	\$152
9	SPLICE, KIT, PREMOLDED STR, 15KV, NO.2 AWG CU/ALUM	\$185
10	CLEANSER, SKIN, POISON OAK, IV	\$59
11	FITTING, BASE, SIDEWALK GUY, GALV IRON, W/(2)1/2IN. SCR	\$66
12	FITTING, END, SIDEWALK GUY, GALV, SINGLE	\$398
13	JACKET, RAIN, FLUOR ORN, XL, 48-50IN CHEST, FLMRTD	\$0
14	PIN, INSULATOR, STANDOFF, EPOXY, 1IN. AL THD, 1-1/2IN.	\$847
15	BATTERY, ALK, HD, D, 1.5 VOLT	\$270
16	BRACE, XARM, FLAT, WOOD, 26IN. CTR TO CTR	\$5,071
17	PAINT, SPRAY, WHITE, AEROSOL CAN, MARKING	\$55
18	SPLICE, AUTOMATIC, FULL TENSION, F/4 OR 2 TO 4 OR 2	\$6,023
19	TAPE, VINYL, GP, PLSTC, BLK, 1-1/2 X 8.5MIL X 66FT ROLL	\$1,709
20	GLASSES, SAFETY, CLEAR, UVEX G	\$107
21	SPLICE, AUTOMATIC, FULL TENSION, F/ 3/8IN, 13M, ALUMO	\$1,633
22	TERMINATION, COLD SHRINK, 25KV, F/1/0 CU CABLE	\$81
23	GLOVES, DRVR, LTHR, XS, UNLINE	\$39
24	WIRE, ALUM, BARE, 6201 AAAC, 1/0, 1C, AZUSA	\$6,892
25	CONTROL, PELEC, 120VAC, 1000W, GRAY, TWISTLOCK	\$2,002
26	LUMINAIRE, FLOODLIGHT, 250W, HPS, 120V, REG BLST	\$537
27	LUMINAIRE, FLOODLIGHT, 400W, HPS, 120V, REG BLST	\$907
28	LUMINAIRE, ROADWAY, MC, IES III, HPS, NPF REA, 100W	\$48
29	LUMINAIRE, ROADWAY, MSC, IES II, HPS, NPF REA, 100W	\$1,195
30	LUMINAIRE, ROADWAY, MSC, IES III, HPS, AUTO, 250W	\$1,815
31	DEADEND, PREFORMED, COATED, LIGHT DUTY, NO. 2-6201	\$250
32	WIRE, GUY, ALUMOWELD, 12.5M, 7 STR, 0.343IN. OD, 7 STRAND 12	\$3,876
33	GRIP, DEADEND, ALUMOWELD, FOR 7 NO. 9, CODE YELLOW	\$1,419

The Narragansett Electric Company
Summary of Final Storm Costs
August 2011 Tropical Storm Irene
Inventory Costs

Grand Total: \$804,011

<u>Line #</u>	<u>Item Description</u> (a)	<u>Amount</u> (b)
34	CUTOUT, OPEN TYPE, SINGLE VENTING, INTCHG, 15KV POLYMER	\$236
35	SPLICE, COMPRESSION, RED, PART. TEN., NO.4 AL. TO NO.2 AL.	\$1,552
36	PROTECTOR, WILDLIFE, 4.88IN DIA X 9.00IN HIGH	(\$17)
37	PROTECTOR, WILDLIFE, 5.38IN DIA X 5.57IN HIGH	\$126
38	SPLICE, KIT, COLD SHRINK, 15KV MAX, RANGE 2 - 4/0 AWG	\$1,232
39	FUSE, LINK, UNIV, 3A, K TYPE, OUTDOOR	\$1,234
40	FUSE, LINK, UNIV, 6A, K TYPE, OUTDOOR	\$3,938
41	CLEANER, CONTACT, ELECTRICAL, SPRAY CAN, 12OZ.	\$181
42	STAPLE, DMD PT, 2IN X 5/8IN X .126IN	\$113
43	HAT, HARD, TOPGARD, CAP, STD, WHITE	\$467
44	HAT, HARD, TOPGARD, SAFARI, STD, WHITE	\$488
45	SUSPENSION, RCHT, TOPGARD, CAP, STD	\$0
46	TIEWIRE, COVERED, AL, 1C, NO.4, SOLID, SOFT DRAWN, TPR	\$7,271
47	TAPE, ELECTRICAL, FRICTION, 3/4IN. X 82.5FT. X .015IN.	\$69
48	TAPE, ELECTRICAL, INSULATING, RUBBER, HV, 1IN X .030IN	\$198
49	TAPE, ELECTRICAL, VINYL, 3/4IN X .007IN X 66FT, RED	\$45
50	TAPE, ELECTRICAL, VINYL, 3/4IN X .007IN X 66FT, YELLOW	\$42
51	TAPE, ELECTRICAL, VINYL, 3/4IN X .007IN X 66FT, BLUE	\$45
52	TAPE, ELECTRICAL, VINYL, 3/4IN X .007IN X 66FT, WHITE	\$22
53	TAPE, ELECTRICAL, VINYL, 3/4IN X .007IN X 66FT, ORANGE	\$40
54	COVER, INSULATING, SNAP-ON, PE, BLACK, O DIE	\$104
55	TAPE, ELECTRICAL, VINYL, 3/4IN X .0085IN X 66FT, BLACK	\$4,148
56	TAPE, ELECTRICAL, RUBBER, SILICONE, HV, 1IN X .020IN	\$663
57	TAPE, ELECTRICAL, INSULATING, HV OZONE, 1-1/2 IN X 30FT	\$329
58	TAPE, ELECTRICAL, ARC AND FP, 3IN X .030IN X 20FT	\$194
59	TAPE, SHIELDING, TINNED COPPER, MESH-KNIT, 2.5IN X 25FT	\$983
60	ARRESTER, SURGE, DIST CLASS, POLYMER, MOV TYPE, 10KV	\$952
61	ARRESTER, SURGE, DIST CLASS, POLYMER, MOV TYPE, 12KV	\$1,735
62	FUSE, POWER, SMU-20, 14.4KV, 175E AMP, TCC 153-1	\$840
63	FUSE, LINK, UNIV, 10A, K TYPE, OUTDOOR	\$3,427
64	FUSE, LINK, UNIV, 15A, K TYPE, OUTDOOR	\$2,516
65	FUSE, LINK, UNIV, 25A, K TYPE, OUTDOOR	\$3,703
66	FUSE, LINK, UNIV, 40A, K TYPE, OUTDOOR	\$4,266

The Narragansett Electric Company
Summary of Final Storm Costs
August 2011 Tropical Storm Irene
Inventory Costs

Grand Total: \$804,011

<u>Line #</u>	<u>Item Description</u> (a)	<u>Amount</u> (b)
67	FUSE, LINK, UNIV, 65A, K TYPE, OUTDOOR, W/BUTTONHEAD	\$4,806
68	FUSE, LINK, UNIV, 100A, K TYPE, OUTDOOR, W/BUTTONHEAD	\$6,385
69	FUSE, LINK, UNIV, 140A, K TYPE, OUTDOOR	\$1,441
70	FUSE, LINK, UNIV, 200A, K TYPE, OUTDOOR	\$960
71	COUPLING, CONDUIT, STEEL, SPLIT, 4IN	\$114
72	SPLICE, COMPRESSION, STD, 1/0 AWG (6/1) RATED 90PC	\$244
73	ELBOW, LOADBREAK KIT, 200A, 8.3/14.4KV, NO. 2 ALUM	\$555
74	SPLICE, COMPRESSION, STD, NO.2 STR ALUM, NON-TENSION	\$106
75	INSULATOR, SUSPENSION, 10IN X 5-3/4IN, SPACED, BROWN	(\$130)
76	INSULATOR, STRAIN, 15KV, POLYMER	\$10,015
77	INSULATOR, PIN, POLYMER, TOP GROOVE, 15KV	\$3,953
78	SPACER, CABLE, TRIPLEX, QUADRUPLEX, GRAY/BLK PE	\$1,373
79	INSULATOR, PIN, PORCELAIN, 15KV, GRAY, 1IN. PIN THREAD	\$2,407
80	MOUNTING, FUSE, 15KV, 200A, SGL POLYMER INSUL, SMD-20	(\$726)
81	MOUNT, EQUIPMENT, FIBERGLASS, 3 PH, 48IN, 26LBS	\$595
82	CUTOUT, OPEN TYPE, SINGLE VENTING, INTCHG, 15KV POLYMER	\$36,360
83	HOLDER, FUSE, 15KV, 200A, 10KAIC MIN. W/TRUNNION WASHER	\$388
84	SWITCH, DISCONNECT, 7.8KV, 600A, 75KV BIL, ENCLOSED TYP	\$1,785
85	SWITCH, DISC, 15KV, SPH, 600A., 110KV BIL INSUL W SERR GALVS	\$1,324
86	LAMP, MERCURY VAPOR, 400W, PHOSPHUR COAT, MOGUL BASE	\$57
87	LAMP, HPS, NON-CYCLING, 70W, CLEAR, MOGUL BASE	\$907
88	LAMP, HPS, NON-CYCLING, 100W, CLEAR, MOGUL BASE	\$1,044
89	LAMP, HPS, NON-CYCLING, 250W, CLEAR, MOGUL BASE	\$364
90	LAMP, HPS, NON-CYCLING, 400W, CLEAR, MOGUL BASE	\$324
91	CROSSARM, DISTRIBUTION, 8FT X 3-1/2IN X 4-1/2IN, 6PIN	\$9,886
92	WIREHOLDER, SERVICE, INSULATED, GRAY	\$4,908
93	CLEVIS, INSULATOR, 600V SAGGER TYPE BRACKET WITH CLEVIS PIN	\$100
94	BRACKET, MTG, APPAR, W(1) 1-1/2IN BOLT, GALVS	\$1,296
95	PIN, INSULATOR, TOP GROOVE, GS, 5-3/4IN. BELOW FLANGE	\$4,879
96	BRACKET, TANGENT, OFFSET, 24IN LG, AL	\$1,413
97	CLAMP, MESSENGER SUPPORT, F/AERIAL CABLE, 3/8 - 1/2IN.	\$4,405
98	BRACKET, TANGENT, OFFSET, 14IN LG, AL	\$1,425
99	SPACER, CABLE, PE, 15KV, WITH CLAMPS	\$1,145

The Narragansett Electric Company
Summary of Final Storm Costs
August 2011 Tropical Storm Irene
Inventory Costs

Grand Total: \$804,011

<u>Line #</u>	<u>Item Description</u> (a)	<u>Amount</u> (b)
100	PIN, POLE TOP, 24IN, GALVS, 1IN THREAD	\$2,335
101	SPACER, CABLE, OPEN WIRE, SECY, MIDSPAN BRK	\$117
102	BRACE, XARM, RVRS, TRANS, WOOD, 60IN SPREAD	\$2,088
103	PIN, INSULATOR, POLE TOP, EPOXY, 1IN AL THD, 1-1/2IN	(\$839)
104	ROD, GROUND, SOLID, CU BONDED STL, 5/8IN X 8FT	\$229
105	MOLDING, WIRE, GROUND, HDPE, 1/2IN. ID X 8FT L X .010	\$345
106	CLAMP, GROUND, CONDUIT, 6IN, HD, BRZ	\$824
107	CLAMP, GROUND, CONDUIT, 2-1/2IN TO 3-1/2IN, HD BRZ	\$617
108	GUARD, GUY, HDPE FULL RND, 8FT LG, YELLOW	\$448
109	HOOK, GUY, ANGLE, 1 BOLT TYPE, GALV CAST IRON	\$920
110	BOLTEYE, STANDARD EYELET, 5/8IN BOLT DIA X 3-7/8IN LG	\$1,242
111	BOLTEYE, STANDARD EYELET, 3/4IN BOLT DIA	\$395
112	EYENUT, TRIPLEYE, THD, GALVS, 1IN	\$1,171
113	CLAMP, GROUND ROD, CU, FOR 5/8IN. DIA GROUND ROD	\$420
114	BOLTEYE, THIMBLE EYELET, 5/8IN	\$197
115	NUT, EYE, STANDARD, THD, GALVS, 5/8IN	\$516
116	PLATE, POLE EYE, DI, 20K, GALV, 10-90 DEG	\$253
117	STAPLE, DIAMOND POINT, 3IN X 1-1/16IN X 1/4IN	\$108
118	GRIP, GUY, AUTOMATIC, W/SS EYE BAIL, 12.5M, 7 - NO. 9 ANCHOR	\$1,781
119	GRIP, GUY, AUTO, W/SST EYE BAIL, 12.5M, EXT LONG ANCHOR	\$10,172
120	ANCHOR, SCREW, PWR INSTL, 10IN DIA, SGL HELIX,	\$780
121	ANCHOR, SCREW, PWR INSTL, 14IN. DIA, SGL HELIX,	\$319
122	INSULATOR, GUY STRAIN, FIBERGLASS, 15M, 54IN	\$2,079
123	CLAMP, ANGLE, 4-1/4IN. X 11/16IN. X 2-7/8IN.	\$1,124
124	CONNECTOR, LINE, HOT, 230 AMP, PLTD ALUM BODY	\$85
125	CONNECTOR, LINE, HOT, VISE TYP	\$332
126	CLAMP, STRAIN, DEADEND, STRAIGHT, MI, NO.2/0-NO.4/0, 6A CCW	\$1,445
127	LINK, FIGURE 8, GALVS, FORGED, 4-1/2IN, 3/4LB	\$168
128	SPLICE, ELECTRICAL, AUTO, 6 AWG SOL-8 AWG STR, FULL TEN	\$2,377
129	SPLICE, AUTOMATIC, FULL TENSION, F/NO.4 SOL CU	\$4,388
130	SPLICE, AUTOMATIC, FULL TENSION, F/NO. 2 STRD CU OR 4A CCW	\$6,272
131	SPLICE, AUTOMATIC, FULL TENSION, F/2/0 STR CU, CCW, GALVS	\$8,213
132	SPLICE, AUTOMATIC, FULL TENSION, F/4/0 SCU, C-W, GALVS	\$13,666

The Narragansett Electric Company
Summary of Final Storm Costs
August 2011 Tropical Storm Irene
Inventory Costs

Grand Total: \$804,011

<u>Line #</u>	<u>Item Description</u> (a)	<u>Amount</u> (b)
133	SPLICE, AUTOMATIC, FULL TENSION, F/NO. 2A CCW	\$2,951
134	SPLICE, AUTOMATIC, FULL TENSION, F/1/0 ACSR 6/1	\$20,737
135	SPLICE, AUTOMATIC, FULL TENSION, F/336.4 SAL	\$5,151
136	SPLICE, AUTOMATIC, FULL TENSION, F/NO.6A C-W OR NO.4 SCU	\$700
137	SPLICE, COMPRESSION,477 KCM, 19 STR, AAC, COSMOS	(\$212)
138	SPLICE, ELECTRICAL, CPRSN, 2 AWG 7 STR, 6201 ALUM	\$1,221
139	SPLICE, COMPRESSION, STD, NO.4	\$134
140	CONNECTOR, COPPER, C TYPE, NO.3/0 STR - 4/0 STR, RUN 3/0	\$201
141	CONNECTOR, TAP, CMPRSN, CU, 3/0-4/0 RUN 6 SOL-2 TAP	\$138
142	DEADEND, PREFORMED, GRIP, 1/0	\$18
143	DEADEND, PREFORMED, 1/0 ACSR 6	\$80
144	CLAMP, STRAIN, DEADEND, STRAIGHT, MI, NO.6-NO.2, 6A-2A CCW	\$5,045
145	CLAMP, STRN, DE, NO. 6 - 2/0 AL, 1 U-BLT	\$8,762
146	CONNECTOR, ELECTRICAL, PRL GRV, 6 SOL-1/0 RUN 8 SOL-1/0	\$7,364
147	CONNECTOR, ELECTRICAL, PRL GRV, 2/0 336.4 RUN 6 SOL 1/0	\$11,654
148	CONNECTOR, COMPRESSION, STD, 2/0-2 RUN 2-6 TAP, ALUM	\$569
149	CONNECTOR, COMPRESSION, STD 2/0-1/0 RUN 2/0-1/0 TAP, AL	\$229
150	CONNECTOR, COMPRESSION, STD, 4/0-3/0 RUN 2/0-1/0 TAP,	\$80
151	CONNECTOR, COMPRESSION, STD, 4/0-3/0 RUN 2-6 TAP, ALUM	\$383
152	CONNECTOR, COMPRESSION, STD, 4/0-3/0 RUN 4/0-2/0 TAP AL	\$52
153	CONNECTOR, COMPRESSION, C, 4 STR 6 SOL RUN 4 SOL 4 TAP	\$63
154	CONNECTOR, COMPRESSION, C, 2 S	\$15
155	CONNECTOR, COMPRESSION, C, 2 S	\$39
156	WIRE, COVERED, NO.6 AWG, SOLID, CU, HD, 45MILS PE.	\$2,294
157	WIRE, COVERED, NO.2 AWG, 7 STR, CU, SOFT DRAWN, 50LB COIL	\$25,037
158	WIRE, 4/0 AWG CU, 19 STRAND, SNGL COND.,60 MILS INSUL.	\$20,330
159	CABLE, SECONDARY, SVCE, NO. 2	\$23,436
160	CABLE, SECONDARY, 1/0, 3C, 60M	\$6,285
161	CABLE, SECONDARY, 1/0, 3C, 60MILS, GAMMARUS/XLP, 1800FT	\$19,990
162	CABLE, SECONDARY, 1/0, 4C, 60MILS, SHETLAND/XLP, 1100	\$5,287
163	CABLE, SECONDARY, 336.4 KCMIL,	\$2,666
164	WIRE, GROUNDING, SOLID CU, SOFT DRAWN, NO.4 AWG, 600V	\$11,232
165	TIEWIRE, BARE, UNCOATED, COPPER, 1C, NO. 6 AWG	\$8,967

The Narragansett Electric Company
Summary of Final Storm Costs
August 2011 Tropical Storm Irene
Inventory Costs

Grand Total: \$804,011

<u>Line #</u>	<u>Item Description</u> (a)	<u>Amount</u> (b)
166	TIEWIRE, BARE, NO. 4, ALUM, SGL COND	\$6,674
167	WIRE, BARE, 336.4 KCM 19 STR A	\$3,471
168	WIRE, BARE, 1/0 AWG, 7 STR, CU, 1C, MED HD, 500FT NR REEL	\$1,765
169	ARRESTER, SURGE, RISER CLASS, POLYMER, MOV TYPE, 10KV	\$668
170	ARRESTER, SURGE, RISER CLASS, POLYMER, MOV TYPE, 12KV	\$2,039
171	ARRESTER, SURGE, RISER CLASS, POLYMER, MOV TYPE, 15KV	\$173
172	ARRESTER, SURGE, MOV, 12KV, DEAD FRONT ELBOW	\$445
173	BUCKET, HAZ-WASTE, 5 GAL, PLASTIC	\$265
174	BRACKET, EQUIP MTG, 12IN, THREE POSN, GALV MI	\$2,545
175	TAG TO TRANS STANDARD POLY	\$85
176	ASSEMBLY, BOLT, GALVS, HEX, 2IN -13 X 1/2IN, F/POLY ARSRS	\$280
177	CONTAINER, TRANSFORMER SAC, SMALL, 25IN DIA X 56IN HT	\$4,174
178	CONTAINER, TRANSFORMER SAC, MDM, 36IN DIA X 72 HT	\$7,866
179	CONTAINER, TRANSFORMER SAC, LARGE, 46IN DIA X 72IN HT	\$2,848
180	LOCK, PAD, KEYABLE, SHORT SHK, 3/8IN DIA SH	\$253
181	LOCK, PAD, KEYABLE, LONG SHANK, 3/8IN DIA, 2IN WD CASE	\$285
182	PIN, INSULATOR POLE TOP, 1IN DIA. 40IN LG, FBRGLS, W/ALUM	\$675
183	CLAMP, HOT LINE, 6 SOL TO 400 KCMIL CU LINE, 6 SOL TO 4/0 CU	\$133
184	CONNECTOR, TAP, MAIN 4 TO 4/0, TAP 14 TO 6 AL/CU	\$922
185	SPLICE, ELEC, AUTO, 636 KCMIL, AAC, FULL TENSION	\$1,042
186	LINK, FUSE, T, (SLOW), 15A, 2.4 TO 23KV	(\$43)
187	LINK, FUSE, T, (SLOW), 40A, 2.4 TO 23KV	(\$84)
188	CAP, EXPENDABLE CUTOUT, 100A	\$264
189	HOLDER, FUSE, 13.8/7.8KV, 100AA	\$571
190	HOLDER, FUSE, 15KV, 100AA	\$548
191	FOAM, SEAL, URETHANE, W/NOZZLE, 12 OZ AEROSOL	\$446
192	HOOK, PULLING, 1-1/2IN WD, 10IN LG, STL	\$75
193	WRENCH, COMB, LINEMAN'S TPL SQ RATCHET, 3/4IN, 1IN, 1-1/8IN	(\$0)
194	CONNECTOR, ELEC, MECH, 4 POS, #10-500 AL/CU	\$103
195	BAR, DIGGING, 1-1/8IN DIA X 10FT LG, STEEL	(\$0)
196	BROOM, STREET, PLASTIC, 16IN LG BLOCK, 6-1/4IN TRIM	\$66
197	WIPE, WHT, 100%MIN 88% COTTON/12%POLYEST	\$601
198	CUTTER, CABLE, 1-3/8IN MAX X 20-3/4IN LG, STEEL/FIBERGLASS	\$404

The Narragansett Electric Company
Summary of Final Storm Costs
August 2011 Tropical Storm Irene
Inventory Costs

Grand Total: \$804,011

<u>Line #</u>	<u>Item Description</u> (a)	<u>Amount</u> (b)
199	GLOVES, DISPOSABLE, LGE, NITRILE, 9IN LG	\$68
200	GRIP, CABLE, PULLING, GS, 4500 LB BREAKING STRENGTH	\$2,217
201	GRIP, CABLE, PULLING, GS, 6600 LB BREAKING STRENGTH	\$1,227
202	SAW, PRUNING, 15IN LG	\$36
203	HOSE, LINE, 1-1/2IN DIA X 4FT6IN LG, STR, RBR, 30KV	\$767
204	HOSE, LINE, 1-1/2IN DIA X 4FT-6IN LG, CONN END, RBR, 30KV	\$2,178
205	KIT, SPILL. COMBO PAC, WITH PPE	\$2,042
206	LIGHT, EXTENSION, PORTABLE SPOT/FLOOD, 7.5V	\$144
207	LOCK, PAD, KEYABLE LONG SHANK, 1/4IN DIA , 1-1/2IN WD	\$278
208	BUCKET, WATER, 14 QT, GALVS	\$121
209	PAPER, TOILET TISSUE, 4-1/2IN SQ, WHITE	\$161
210	PROTECTOR, DEAD END, 40KVAC, CLASS 4, RUBBER	\$1,120
211	REFLECTOR, MARKING, SILVER, 3IN X 10IN, ALUM	\$326
212	REFLECTOR, POLE, 3IN X 10IN, HIGH INTEN WHT	\$241
213	REFLECTOR, POLE, 3IN X 10IN, HIGH INTEN YELLOW	\$184
214	ABSORBENT, OIL, 19IN. X 17IN.	\$152
215	SHOVEL, ROUND POINT, 9-1/4IN WD X 11-1/2IN HT, 5FT WD HANDLE	(\$8)
216	SIGN, UTILITY WORK AHEAD, 36 X 36, PLSTC, BLK	\$199
217	SOCKET, WRENCH, 9/16IN, 6PT, 1/2IN DR, DEEP, BLK STL	\$33
218	SPOON, SCOOP, 10FT, STEEL	(\$1)
219	STAND, ADJ, ALUM, W/SCREW LOCK HOLDER	\$281
220	TAG, IDENT, C, 3IN, POLY, BLK LTRS ON YEL	\$42
221	TAPE, ELECTRICAL, 1-1/2IN WD X 60IN LG X 1/8IN, MOLDABLE	\$58
222	TESTER, VOLTAGE, 50-600V, AC OR DC, SOLENOID TYPE	\$0
223	TIE, SELF-LOCKING, 2IN. DIA X 3/16IN. WD X 7.9IN. L	\$210
224	TIE CABLE SELF-LOCKING 1-3/4IN MAX DIA RANGE 3/16IN	\$26
225	TIE CABLE SELF-LOCKING 3/4IN MAX DIA RANGE 3/16IN WD	\$12
226	TIE CABLE SELF-LOCKING 3IN MAX DIA RANGE 3/16IN WD 11-1	\$4
227	TIE CABLE SELF-LOCKING 4IN MAX DIA RANGE 3/16IN WD 14-5	\$6
228	TIE, CABLE, SELF-LOCKING, 3-1/2IN MAX DIA X 9/32IN WD	\$148
229	TIE NYLON	\$57
230	TOWEL, PREMOISTENED, 10-1/2IN X 12-1/4IN, PAPER	\$385
231	WIPE, PAPER, LIGHT DUTY, 8IN X 12.5IN	\$367

The Narragansett Electric Company
Summary of Final Storm Costs
August 2011 Tropical Storm Irene
Inventory Costs

Grand Total: \$804,011

<u>Line #</u>	<u>Item Description</u> (a)	<u>Amount</u> (b)
232	WRENCH, RCHTG BX, 9/16IN X 3/4IN, ORANGE	(\$4)
233	CLEANER, HAND CREAM, WATERLESS, 5 OZ TUBE	\$40
234	ABSORBENT, SWEEPING, OIL/GREASE, GRANULAR, 20 LB	\$1,589
235	WASHER, LOCK, SPLIT SPRING, 18-8 SST, GR 304, 1/2IN X	\$90
236	WASHER, FLAT, 18-8 SST, GR 304, 3/8IN ID X 7/8IN OD X 1/	\$9
237	ADAPTER, CBL, 25KV MAX, INS OD RNG 1.515IN - 1.78IN	\$197
238	CAP, CONDUIT, 4IN, CAST ALUM	\$239
239	CAP, VENTILATED CABLE RISER, 5IN ID X 6IN LG, ALUM	\$336
240	CAP, COLD, SHRINKABLE CABLE END CAP, 1.02-1.94IN	\$201
241	CLIP, TUBING, 3-3/4IN, 3IN CONDUIT, GALVS, 2 HOLE PIPE STRAP	\$52
242	CONNECTOR, TERM, CABLE TO BUS - 6 TERMINAL NO. 10-350	\$142
243	DEVICE, CABLE POSITIONER	\$400
244	KIT, CABLE PREPARATION	\$571
245	KIT, CABLE ELBOW, JKT SEALING	\$405
246	SPLICE, ELEC, COMPR, NO.2 AL/CU REPAIR 15KV	\$95
247	STUD, DOUBLE END BOLT, 2 IN LG, 1/2IN DIA-A, 1/2IN DIA-B	\$32
248	JUMPER, 3-1/4IN LG, (2) FLAT TABS 100A RATED, CU INSULATED	\$105
249	LUMINAIRE, HORIZONTAL ROADWAY SEMI-CUTOFF II GRAY 120 VA	\$1,191
250	REFRACTOR, POLYCARB, 50W - 175W, SEMI-CUTOFF, HORIZ	\$210
251	LAMP, HPS, NON-CYCLING, 50W, MOGUL SCREW BASE, CLEAR	\$1,504
252	SUNSCREEN, LIP BALM, 0.15 OZ S	\$169
253	LINK, FUSE, FAULT SENSING, 15A	\$77
254	LINK, FUSE, FAULT SENSING, 100A	\$76
255	LINK, FUSE, FAULT SENSING, 65A	\$75
256	FUSE, CURRENT LIMITING, 18C A, 8.3KVAC, CLIP 1-1/8IN DIA	\$180
257	CABLE, SECONDARY, SVCE, NO. 2 TRX, SHRIMP/XLP, 1200FT	\$30,146
258	WIRE, BARE, #4 CU, SOLID, SOFT DRAWN, TINNED, 200FT REE	\$1,402
259	WIRE, BARE,, 3 AWG, (1) HARD DRAWN, CU, 7 STRAND	\$402
260	CABLE , 1/0 AWG, CU, 7STR, 60MIL PE	\$13,493
261	CABLE, 600V, 1/0, CU, 1/C	\$3,983
262	CONNECTOR, HOT LINE, 477 KCM AL MAIN, 477 KCM AL TAP	\$786
263	CLAMP, HOT LINE, BRONZE, 400 K	\$56
264	CONNECTOR, ELEC, COMP 1/0-2 AWG WIRE CONDUCTOR	\$87

The Narragansett Electric Company
Summary of Final Storm Costs
August 2011 Tropical Storm Irene
Inventory Costs

Grand Total: \$804,011

<u>Line #</u>	<u>Item Description</u> (a)	<u>Amount</u> (b)
265	CONNECTOR, ELEC, SPLIT BOLT, 1/0 AWG STRANDED COPPER	\$892
266	CONNECTOR, PARALLEL GROOVE, 4/0 AWG - 500 KCM CU, THREE BOLT	\$285
267	CONNECTOR, ELEC, PARALLEL GRV, 477-795 KCM ALUM/COPPER	\$1,132
268	CONNECTOR, PARALLEL GROOVE, AL/CU 3-2/0	\$19,755
269	CONNECTOR, ELECTRICAL, PARALLEL GROOVE, 1/0 AWG ALUM - 4/0	\$7,053
270	CONNECTOR, PARALLEL GROOVE, AL/CU, 3/0 -397.5 KCM	\$1,119
271	CONNECTOR, PARALLEL GROOVE, 477-795 KCM AL, 4/0 AWG - 400 KC	\$1,681
272	CONNECTOR, ELEC, PARALLEL GRV, 477-795 KCM ALUM	\$1,233
273	CONNECTOR, VISE 6 AWG SOLID	\$2,547
274	CONNECTOR, VISE, 4 AWG SOLID OR 5 AWG STRANDED	\$595
275	CONNECTOR, VISE, 2 AWG SOL, OR 3 AWG STR CU	\$2,574
276	CONNECTOR, VISE, 1 AWG SOL - 2 AWG STR, CU, BRASS/SS	\$1,133
277	CONNECTOR, VISE, 2/0 AWG SOL - 1/0 AWG STR CU	\$2,439
278	CONNECTOR, VISE, 4/0 AWG STR CU	\$4,278
279	CONNECTOR, TERMINAL, 4 AWG SOLID-250 KCM, BRONZE, 2 HOLE PAD	\$746
280	CONNECTOR, TERM LUG, 1/0 AWG ECA - 4/0 AWG CONDUCTOR	\$108
281	CONNECTOR, TERMINAL, LUG , 397.5-477 KCM, CMPRSN, ALUM	\$34
282	DEADEND, FLEX BAIL, 6 AWG SOL, CU	\$777
283	DEADEND, AUTO FLEX BAIL, 4 AWG 5005 OR 6201 AL	\$7,570
284	DEADEND, FLEXIBLE BAIL, NO.2 - 1/0 AAAC, ALUM	\$11,497
285	SPLICE, FULL TNSN, CU, #2 - #3 SOL & #3 STR	\$3,950
286	SPLICE, ELEC, AUTO, 1/0 AWG S	\$487
287	SPLICE ELECTRICAL AUTO 4/0 AWG SOL - 3/0 AWG STR FULL T	\$906
288	SPLICE, ELEC ,FULL TENSION,CU,	\$1,020
289	SPLICE, AUTO, FULL TENSION, 477 KCM , STR, ALUM	\$835
290	SPLICE, ELEC, RED, AUTO, 477 K	\$1,152
291	SPLICE, AUTO, 4/0 ECA, 4/0 6201, 4/0 ACSR, 6/1	\$2,004
292	SPLICE, COMP, 1/0 AWG AL, TNSN SERVICE, AL	\$4,246
293	SPLICE, ELEC, AUTO, 1/0-4/3 AW	\$2,107
294	SPLICE, COMPRESSION, PARTIAL TENSION, FOR NO.4 ACSR	\$640
295	CROSSARM, DISTRIBUTION,10FT X 3-3/4IN X 4-3/4IN 8 PIN	(\$3,894)
296	LINK, EXTENSION BAR, 14IN LG, 15000LB	\$187
297	BOLT, CARRIAGE, GALVS, 3/8IN X 4-1/2IN, 16 UNC, W/NUT	\$399

The Narragansett Electric Company
Summary of Final Storm Costs
August 2011 Tropical Storm Irene
Inventory Costs

Grand Total: \$804,011

<u>Line #</u>	<u>Item Description</u> (a)	<u>Amount</u> (b)
298	BOLT, CARRIAGE, 1/2IN DIA, 13 UNC, 6IN LG, GALVS	\$322
299	BOLT, DBL ARM, 5/8IN DIA X 14IN LG, GALVS	\$1,192
300	BOLT, DBL ARM, 3/4IN DIA X 22IN LG, GALVS	(\$385)
301	BOLT, EYE, SCREW, THIMBLEYE, 5/8IN DIA, 6-3/4IN LG, GALVS	\$20
302	BRACKET, MTG, DI, 12IN POLE, ONE POSITION	\$65
303	CLAMP, SUSPENSION, 0.16IN-0.60IN CONDUCTOR, GS ,7000 LBCAP	\$884
304	CLAMP, SUSPENSION, RT ANGLE CLVS 6 - 250 MCM, 0.16IN-0.75IN	\$511
305	CLAMP, STRN,DE, 3/0 -556.5 AL ,1 U-BOLT	\$678
306	CLAMP, STRAIN, DEADEND, ALUM, 336.4- 1000KCMIL	(\$261)
307	CLAMP, STRAIN, 2/0 SOL TO 4/0 STRD CABLE, GALV, 12000 LB STR	\$719
308	CLIP, BONDING, 1IN WD X 1-1/2IN LG, GALV STEEL	\$40
309	CORD, TYING, NYLON TERMINATIONS, 2 LB. SPOOLS.	\$352
310	TUBING, SPLIT, 1/2IN ID, 5/8IN OD, 100FT, 0.065IN WAL	\$288
311	HANGER, XFMR, CLUST, GS, 5-25KVA, W/ (6) 5/8IN BOLTS	\$805
312	HANGER, XFMR, CLUST, GALVS, 37.5-100KVA, W/ (6) 5/8IN BOLTS	\$1,207
313	HANGER, XFMR, CLUST, GS, 167-333KVA W/ (6) 3/4IN BOLTS	\$259
314	INSULATOR, PIN, 34.5KVAC, 8-1/	\$384
315	INSULATOR, LINE POST, 25KVAC, 5-1/4IN DIA X 10IN LG, PORC	\$660
316	INSULATOR, STRAIN, 35KV, POLYMER	\$227
317	PIN, STEEL CROSSARM, 3/4IN DIA X 8IN LG, GALVS/LEAD	\$1,323
318	PIN, INSULATOR, F/STL BRKT MTG, 3/4IN SHAFT; 1IN INSUL THD	\$485
319	PIN, CROSSARM, INSUL, 3/4IN X 12-1/2IN W/6IN ABOVE CROSSARM	\$714
320	PIPE, GUY STRUT, GALV, 2IN IPS, 7FT LG	\$189
321	PLATE, POLE EYE, DI, 15K, GALV, 10-90 DEG	\$1,101
322	STAPLE, WIRE, 1/4IN WD X 1-1/4IN LG X 0.114IN THK, CU WELD	\$66
323	STUD, DBL ENDED, POST INSULATOR, 5/8IN DIA-A, 3/4IN DIA-B	\$441
324	WIRE, LASHING, 12 AWG, GALVS, SOL STRUCT, 467 LB BRKG STR	\$679
325	BLOCK, TACKLE, W/DETACHABLE SWVL HOOK, W/OUT ROPE	(\$23)
326	BLOCK, TACKLE, WOOD, 4IN SGL, W/SWIVEL LATCH HOOK	(\$0)
327	PLIERS, TONGUE, GROOVE, 10IN, W/ GRN CUSHION HANDLES	(\$0)
328	CUTTER, BOLT, 24IN, WITH FIBERGLASS HANDLES	\$0
329	CUTTER, BOLT, 18IN., WITH FIBERGLASS HANDLES	(\$0)
330	CUTTER, CABLE, RATCHET TYP, 14IN, W/FIBERGLASS HANDLE	(\$5)

The Narragansett Electric Company
Summary of Final Storm Costs
August 2011 Tropical Storm Irene
Inventory Costs

Grand Total: \$804,011

<u>Line #</u>	<u>Item Description</u> (a)	<u>Amount</u> (b)
331	FILE, ROUND, SMOOTH, CHAINSAW, 6IN X 5/32IN	\$0
332	BAR, TAMPING, SHOE, 9 FT	(\$27)
333	PEAVY, POLE, 2-1/4IN X 4FT, W/HICKORY OR MAPLE HDL	(\$23)
334	WRENCH, RATCHETING BOX, 12 POINT OPENING, 8IN LG	(\$10)
335	DIE, INDEX BG, FOR MD6 BURNDY TOOL	\$7
336	DISPENSER, GUY WIRE, SAFETY, 50 PER BOX	\$2,673
337	BOLT, MACH, 5/8IN DIA X 10IN LG, SQ HD, GALVS	\$1,035
338	BOLT, MACH, 5/8IN X 12IN, SQ HD, GALVS	\$1,230
339	BOLT, MACH, 5/8IN X 14IN, SQ HD, GALVS	\$1,241
340	BOLT, MACH, 5/8IN X 16IN, SQ HD, GALVS	\$346
341	BOLT, MACH, 5/8IN X 18IN, SQ HD, GALVS	\$133
342	BOLT, MACH, SQ HD, GALVS, 3/4IN X 14IN LG	\$52
343	BOLT, MACH, SQ HD, GALVS, 3/4IN X 12IN	(\$77)
344	BOLT, MACH, SQ HD, GALVS, 1/2IN X 8IN	\$325
345	BOLT, MACH, SQ HD, GALVS, 1/2IN X 6IN	\$210
346	NUT, HEX, GR 316, SSTL, 1/2IN X 13 UNC, WAXED	\$997
347	BOLT, DBL ARM, GALVS, 5/8IN X 18IN	\$1,079
348	BOLT, DBL ARM, GALVS, 5/8IN X 16IN	\$1,678
349	BOLT, DBL ARM, GALVS, 5/8IN X 20IN	\$1,247
350	BOLT, DBL ARM, GALVS, 5/8IN X 22IN	\$549
351	BOLT, DBL ARM, GALVS, 5/8IN X 24IN	\$285
352	WASHER, SQ FLAT, GALV, 11/16IN HOLE, 2-1/4IN X 2-1/4IN	\$895
353	WASHER, FLAT, 18-8 SST, GR 304, 1/2IN, ID 9/16IN OD 1-1/4IN	\$78
354	WASHER, BELLEVILLE, 18-8 SST, GR 301, 1/2 IN ID, 1.06 IN OD	\$884
355	SCREW, LAG, HEX HEAD, GIMLET POINT, 1/4IN X 2IN	\$198
356	SCREW, LAG, SQ HEAD, PLT PT, 1/2IN. X 4IN., TWIST DR, STL	\$272
357	FLAG, NYLON, RED, FLUOR, 13IN. X 13IN., W/WOOD CLAMP	\$375
358	FLAG, WARNING, 18IN, FLOUR RED/ORANGE, VINYL	\$56
359	FLAG, FLAGGERS, HIGH VIS, 24IN X 24IN, FLUOR RED/ORANGE	\$86
360	HOOK, BKT TOOL BSKT AERIAL 2 TO 2-1/4IN LIP	\$42
361	CONE, TRAFFIC, 28IN HT, 14IN WD BASE	\$5,144
362	KIT, FIRST AID, 24 UNIT, PRE-F	\$80
363	LOTION, POISON IVY, 1/8 OZ FOIL PACK, IVAREST	\$44

The Narragansett Electric Company
Summary of Final Storm Costs
August 2011 Tropical Storm Irene
Inventory Costs

Grand Total: \$804,011

<u>Line #</u>	<u>Item Description</u> (a)	<u>Amount</u> (b)
364	INSECTICIDE, WASP AND HORNET KILLER, 20OZ AEROSOL CAN	\$447
365	TAG, NUMBER, (1), POLE ID, 3IN. EMB AL, ROMAN	\$28
366	TAG, NUMBER, (2), POLE ID, 3IN. EMB AL, ROMAN	\$28
367	TAG, NUMBER, (5), POLE ID, 3IN., EMB AL, ROMAN	\$28
368	NUMBER, VINYL, 1, 1-3/4IN. X 2-7/8IN	\$41
369	NUMBER, VINYL, 4, 1-3/4IN. X 2-7/8IN.	\$32
370	KIT, SCREENING, PCB, CLOR-N-OIL FOR SCREENING XFMR OIL	\$79
371	LUBRICANT, WD-40, AEROSOL SPRAY, 9 OZ	\$306
372	CHOCK, WHEEL, GALV. FINISH, ALL WEATHER, 50,000LB CAP.	\$1,091
373	COMPOUND, SEALING, PLSTC PUTTY, NON-HARDENING, GREY	\$78
374	GREASE, SILICONE, 5 OZ OR 8 OZ TB, LUBRICATING	\$154
375	ROPE, 3STRD, 3/8 DIA X 1200 LG, POLYEST PP	\$892
376	ROPE, 3STRD, 1/2 DIA X 1200 LG, POLYEST PP	\$413
377	GLOVES, CHEM HNDLG, SZ 10, NIT	\$251
378	FLASHLIGHT, 2 CELL, 2 WAY SW, W/PR2 BULB, FACET REFLECT	\$1
379	LADDER, EXT, FIBERGLASS, 20FT, SWIVEL SAFETY SHOES	\$100
380	LEAD, ARRESTER, GRD, FLEX, 12I	\$179
381	COVER, GELWRAP, SMALL, SPLICE/SKINNING, 15KV F/SPACER CABLE	\$968
382	REPELLENT, INSECT, TOWELETTE, WITH DEET, 25/BOX	\$280
383	COVER, GELWRAP, LARGE, SPLICE/	\$861
384	CABLE, 600V, 4/0, CU, 1/C	\$4,299
385	TERMINATION, COLDSHRINK, 15 KV, #2 W / PIN AND BRACKET	\$1,668
386	CONNECTOR, STR REDUCING TND CU COMPR FOR #2 TO 4/0 W/CTR	\$84
387	CONNECTOR, COMPR, TND AL FOR 350 MCM	\$71
388	CONNECTOR, STR REDUCING TND CU COMPR FOR 4/0 TO 350 W/CTR	\$54
389	CONNECTOR, COMPR, TND CU, FOR 4/0 AWG	\$157
390	LUG, TERM, #2 AWG, TND CU, 2 HOLE NEMA PAD	\$89
391	LUG, TERM, 1/0 AWG, TND CU, 2 HOLE NEMA PAD	\$90
392	LUG, TERM, 4/0 AWG, TND CU, 2 HOLE NEMA PAD	\$122
393	LUG, TERM, 4/0 AWG, TND AL, 2 HOLE NEMA PAD	\$70
394	LUG, TERM, 500 MCM, TIND AL, 2 HOLE PAD	\$112
395	LUG, TERM, 600 MCM, TND AL, 2 HOLE NEMA PAD	\$69
396	LUG, TERM, 750 MCM, TND AL, 2 HOLE NEMA PAD	\$74

The Narragansett Electric Company
Summary of Final Storm Costs
August 2011 Tropical Storm Irene
Inventory Costs

Grand Total: \$804,011

<u>Line #</u>	<u>Item Description</u> (a)	<u>Amount</u> (b)
397	WIPE, ANTIMICROBIAL, POP-UP TUB, 5IN X 8IN	\$420
398	GUARD, RISER, 2IN X 5FT, HIGH DENSITY POLYETHYLENE	\$1,594
399	COVER, CONNECTOR, TAP, ONE BOLT, PE, BLACK	\$405
400	COVER, CONNECTOR, TAP, ONE/TWO BOLT, PE, BLACK	\$654
401	CLAMP, MID-SPAN, 1/0 SEC NEU-SVCE MESS	\$8,884
402	MOUNT, EQPT, FIBERGLASS, 1 PH, 18IN, 5.3 LBS	\$434
403	VEST, SAFETY, ORN, FITS SM, MDM, LG	(\$35)
404	VEST, SAFETY, ORN, FITS XL, XXL, XXXL	\$558
405	VEST, SAFETY, ORN, FITS XXXXL	(\$270)
406	GUARD, RISER, 3IN X 5FT, HIGH DENSITY POLYETHYLENE	\$349
407	TUBING, INSULATING, COLD SKRINK, #2-500KCM, 600V	\$134
408	PROTECTOR, WILDLIFE, 5.47IN DIA X 8.40IN HIGH	\$461
409	GLOVES, KEVLAR, NITRILE COATED, LARGE SZ 9, YELLOW AND BLACK	\$97
410	GLOVES, KEVLAR, NITRILE COATED, XL SZ 10, YELLOW AND BLACK	\$97
411	HANDLE, BROOM, STREET, 5FT LG X 1-1/8 DIA, TAPERED WOOD	\$31
412	WIRE, 1/C, #6 AWG, 7-STRD, SD-C	\$1,190
413	VEST, SAFETY, 3(2X/3X), YEL/LIME, CLASS 3	\$1,025
414	KIT - CONSTRUCTION	\$12,691
415	KIT - ENVIRONMENTAL	(\$4,936)
416	KIT - SERVICE	(\$3,297)
417	KIT - STORM	\$4,151
418	KIT - YARD	\$73,852
419	POLES - INCREMENTAL FREIGHT	\$11,169
420	POLES - INCREMENTAL PRICING	\$14,958

The Narragansett Electric Company
Summary of Final Storm Costs
August 2011 Tropical Storm Irene
Employee Expenses

Grand Total: \$58,031

<u>Line #</u>	<u>Exp Empl ID</u> (a)	<u>Image Reference</u> (b)	<u>Exp Type</u> (c)	<u>Amount</u> (d)
1	10000025	N/A	MILEAGE	\$49
2	100000194	0000275358.pdf	FUEL	\$141
3	100000194	0000275358.pdf	LUNCH	\$73
4	100000194	N/A	DINNER	\$18
5	100000194	N/A	MILEAGE	\$7
6	100000194	N/A	PARKING	\$1
7	100000237	0000274600.pdf	DINNER	\$67
8	100000237	0000274600.pdf	LUNCH	\$45
9	100000237	0000274600.pdf	DINNER	\$41
10	100000285	N/A	MILEAGE	\$46
11	100000365	N/A	TOLLS	\$2
12	100000440	N/A	MILEAGE	\$89
13	100000440	0000275798.pdf	DINNER	\$30
14	100000616	N/A	MILEAGE	\$228
15	100000616	0000275240.pdf	LUNCH	\$73
16	100000616	0000275240.pdf	FUEL	\$39
17	100000650	N/A	MILEAGE	\$47
18	100000657	N/A	MILEAGE	\$106
19	100000663	N/A	MILEAGE	\$41
20	100000663	N/A	LUNCH	\$7
21	100000737	0000275478.pdf	LUNCH	\$211
22	100000737	N/A	MILEAGE	\$69
23	100000765	N/A	MILEAGE	\$88
24	100000866	0000276485.pdf	HOTEL	\$112
25	100000866	N/A	LUNCH	\$18
26	100000867	N/A	MILEAGE	\$190
27	100000867	0000275016.pdf	LUNCH	\$79
28	100001005	0000279191.pdf	DINNER	\$60
29	100001164	N/A	MILEAGE	\$87
30	100001316	N/A	MILEAGE	\$265
31	100001344	N/A	LUNCH	\$17
32	100001404	N/A	MILEAGE	\$112
33	100001435	0000274992.pdf	OTHER	\$135

The Narragansett Electric Company
Summary of Final Storm Costs
August 2011 Tropical Storm Irene
Employee Expenses

Grand Total: \$58,031

<u>Line #</u>	<u>Exp Empl ID</u> (a)	<u>Image Reference</u> (b)	<u>Exp Type</u> (c)	<u>Amount</u> (d)
34	100001435	0000274992.pdf	DINNER	\$67
35	100001435	N/A	TOLLS	\$16
36	100001435	0000279226.pdf	CELL	\$171
37	100001448	N/A	MILEAGE	\$87
38	100001751	N/A	MILEAGE	\$52
39	100001904	0000276906.pdf	FUEL	\$47
40	100002093	N/A	MILEAGE	\$102
41	100002246	0000275313.pdf	DINNER	\$56
42	100002246	0000275313.pdf	OTHER	\$39
43	100002246	N/A	LAUNDRY	\$13
44	100002518	N/A	MILEAGE	\$32
45	100002843	0000275101.pdf	HOTEL	\$189
46	100002864	N/A	MILEAGE	\$28
47	100003121	N/A	MILEAGE	\$213
48	100003581	0000274950.pdf	FUEL	\$99
49	100003621	N/A	MILEAGE	\$214
50	100003621	0000275264.pdf	DINNER	\$40
51	100004007	0000282453.pdf	AUTORNT	\$96
52	100004007	N/A	LUNCH	\$13
53	100004007	N/A	BRKFAST	\$7
54	100004061	0000279858.pdf	BRKFAST	\$285
55	100004444	0000279866.pdf	DINNER	\$40
56	100004444	N/A	MILEAGE	\$9
57	100004466	0000275576.pdf	DINNER	\$38
58	100004466	N/A	MILEAGE	\$36
59	100004805	0000275046.pdf	DINNER	\$58
60	100004938	0000274947.pdf	FUEL	\$88
61	100005337	N/A	LUNCH	\$5
62	100005530	N/A	LUNCH	\$9
63	100005530	N/A	BRKFAST	\$7
64	100005708	N/A	MILEAGE	\$26
65	100005814	0000281430.pdf	DINNER	\$1,629
66	100005814	0000281430.pdf	LUNCH	\$819

The Narragansett Electric Company
Summary of Final Storm Costs
August 2011 Tropical Storm Irene
Employee Expenses

Grand Total: \$58,031

<u>Line #</u>	<u>Exp Empl ID</u> (a)	<u>Image Reference</u> (b)	<u>Exp Type</u> (c)	<u>Amount</u> (d)
67	100005814	0000283568.pdf	DINNER	\$1,305
68	100005958	N/A	BRKFAST	\$13
69	100005958	N/A	LUNCH	\$10
70	100005958	N/A	LAUNDRY	\$9
71	100006061	0000276380.pdf	FUEL	\$41
72	100006061	N/A	MILEAGE	\$33
73	100006061	N/A	LUNCH	\$17
74	100006061	N/A	BRKFAST	\$7
75	100006086	N/A	MILEAGE	\$75
76	100006267	N/A	MILEAGE	\$144
77	100006267	0000276085.pdf	BRKFAST	\$27
78	100006267	N/A	LUNCH	\$8
79	100006267	N/A	MILEAGE	\$122
80	100006293	0000274906.pdf	LUNCH	\$45
81	100006424	0000275182.pdf	LUNCH	\$78
82	100006424	N/A	MILEAGE	\$56
83	100006424	N/A	BRKFAST	\$20
84	100007070	N/A	MILEAGE	\$90
85	100007463	0000277899.pdf	FUEL	\$40
86	100007551	N/A	MILEAGE	\$26
87	100007643	N/A	MILEAGE	\$95
88	100007643	0000275117.pdf	AUTORNT	\$58
89	100007643	0000275117.pdf	DINNER	\$53
90	100007643	0000275117.pdf	LUNCH	\$31
91	100007643	N/A	BRKFAST	\$22
92	100007788	N/A	MILEAGE	\$38
93	100007894	0000274539.pdf	FUEL	\$339
94	100007926	N/A	MILEAGE	\$24
95	100008039	N/A	MILEAGE	\$24
96	100008140	N/A	MILEAGE	\$284
97	100008140	N/A	MILEAGE	\$122
98	100008140	N/A	LUNCH	\$18
99	100008140	N/A	DINNER	\$15

The Narragansett Electric Company
Summary of Final Storm Costs
August 2011 Tropical Storm Irene
Employee Expenses

Grand Total: \$58,031

<u>Line #</u>	<u>Exp Empl ID</u> (a)	<u>Image Reference</u> (b)	<u>Exp Type</u> (c)	<u>Amount</u> (d)
100	100008140	N/A	BRKFAST	\$14
101	100008140	N/A	CELL	\$11
102	100008140	N/A	OTHER	\$8
103	100008140	N/A	LUNCH	\$8
104	100008140	N/A	DINNER	\$6
105	100008140	N/A	BRKFAST	\$6
106	100008140	N/A	CELL	\$5
107	100008140	N/A	OTHER	\$3
108	100008183	N/A	MILEAGE	\$225
109	100008183	0000274935.pdf	FUEL	\$88
110	100008183	0000274935.pdf	OTHER	\$43
111	100008183	N/A	LUNCH	\$13
112	100008227	N/A	MILEAGE	\$50
113	100008612	N/A	MILEAGE	\$38
114	100008778	N/A	MILEAGE	\$6
115	100008883	N/A	MILEAGE	\$150
116	100009018	0000275155.pdf	HOTEL	\$259
117	100009210	0000275817.pdf	BRKFAST	\$130
118	100009420	0000275147.pdf	OTHER	\$35
119	100009420	N/A	MILEAGE	\$16
120	100009586	0000275158.pdf	DINNER	\$149
121	100009600	N/A	LUNCH	\$18
122	100009601	N/A	MILEAGE	\$333
123	100009758	N/A	MILEAGE	\$75
124	100009758	0000275073.pdf	LUNCH	\$34
125	100009758	N/A	BRKFAST	\$5
126	100009949	N/A	MILEAGE	\$178
127	100010003	N/A	MILEAGE	\$304
128	100010071	N/A	MILEAGE	\$38
129	100010079	N/A	MILEAGE	\$258
130	100010079	N/A	TOLLS	\$6
131	100010079	N/A	MILEAGE	\$235
132	100010079	N/A	TOLLS	\$8

The Narragansett Electric Company
Summary of Final Storm Costs
August 2011 Tropical Storm Irene
Employee Expenses

Grand Total: \$58,031

<u>Line #</u>	<u>Exp Empl ID</u> (a)	<u>Image Reference</u> (b)	<u>Exp Type</u> (c)	<u>Amount</u> (d)
133	100010530	N/A	MILEAGE	\$373
134	100010530	0000280293.pdf	LUNCH	\$77
135	100010739	0000275823.pdf	BRKFAST	\$138
136	100010739	N/A	LUNCH	\$23
137	100010739	N/A	OTHER	\$19
138	100010849	0000275185.pdf	BUSMTG	\$243
139	100010849	0000275185.pdf	DINNER	\$56
140	100011039	0000275348.pdf	BRKFAST	\$48
141	100011046	N/A	MILEAGE	\$155
142	100011058	0000276469.pdf	OTHER	\$46
143	100011058	0000276469.pdf	HOTEL	\$85
144	100011058	N/A	MILEAGE	\$76
145	100011058	N/A	BRKFAST	\$8
146	100011058	N/A	LUNCH	\$7
147	100011144	N/A	MILEAGE	\$63
148	100011144	N/A	PARKING	\$10
149	100011201	N/A	MILEAGE	\$109
150	100011201	N/A	DINNER	\$21
151	100011201	N/A	TOLLS	\$4
152	100011253	N/A	MILEAGE	\$793
153	100011253	0000279019.pdf	HOTEL	\$118
154	100011253	0000279019.pdf	DINNER	\$41
155	100011253	0000279019.pdf	LUNCH	\$36
156	100011253	N/A	LAUNDRY	\$20
157	100011339	0000276329.pdf	BRKFAST	\$126
158	100011429	N/A	MILEAGE	\$147
159	100011429	0000275936.pdf	HOTEL	\$112
160	100011429	0000275936.pdf	LUNCH	\$79
161	100011429	0000275936.pdf	OTHER	\$27
162	100011649	N/A	LUNCH	\$10
163	100011649	N/A	OTHER	\$5
164	100011655	N/A	MILEAGE	\$63
165	100011729	N/A	MILEAGE	\$154

The Narragansett Electric Company
Summary of Final Storm Costs
August 2011 Tropical Storm Irene
Employee Expenses

Grand Total: \$58,031

<u>Line #</u>	<u>Exp Empl ID</u> (a)	<u>Image Reference</u> (b)	<u>Exp Type</u> (c)	<u>Amount</u> (d)
166	100011729	0000282325.pdf	FUEL	\$145
167	100011729	0000282325.pdf	LUNCH	\$36
168	100011729	0000282325.pdf	DINNER	\$31
169	100011784	N/A	MILEAGE	\$2
170	100011797	0000275194.pdf	DINNER	\$2,095
171	100011797	0000275194.pdf	LUNCH	\$135
172	100011964	N/A	MILEAGE	\$335
173	100011964	0000276186.pdf	DINNER	\$40
174	100011994	0000274408.pdf	BRKFAST	\$191
175	100011994	0000274408.pdf	HOTEL	\$133
176	100011994	0000274408.pdf	LUNCH	\$84
177	100011994	0000274408.pdf	DINNER	\$40
178	100011994	0000274408.pdf	OTHER	\$29
179	100011994	0000274408.pdf	OTHER	\$27
180	100011994	N/A	OTHER	\$16
181	100012042	N/A	MILEAGE	\$282
182	100015610	N/A	MILEAGE	\$175
183	100015610	0000275739.pdf	OTHER	\$13
184	100015610	0000275739.pdf	LUNCH	\$32
185	100015610	N/A	BRKFAST	\$9
186	100015728	0000275443.pdf	LUNCH	\$66
187	100015728	0000275443.pdf	DINNER	\$50
188	100015728	0000275443.pdf	DINNER	\$50
189	100015728	0000275443.pdf	FUEL	\$46
190	100015728	0000275443.pdf	FUEL	\$46
191	100015728	N/A	BRKFAST	\$14
192	100015728	N/A	BRKFAST	\$14
193	100015728	N/A	OTHER	\$5
194	100015728	N/A	OTHER	\$5
195	100016176	N/A	MILEAGE	\$70
196	100016176	N/A	TOLLS	\$2
197	100016256	0000271564.pdf	FUEL	\$152
198	100016256	N/A	LUNCH	\$18

The Narragansett Electric Company
Summary of Final Storm Costs
August 2011 Tropical Storm Irene
Employee Expenses

Grand Total: \$58,031

<u>Line #</u>	<u>Exp Empl ID</u> (a)	<u>Image Reference</u> (b)	<u>Exp Type</u> (c)	<u>Amount</u> (d)
199	100016454	0000278975.pdf	LUNCH	\$93
200	100016454	0000278975.pdf	FUEL	\$47
201	100016457	N/A	MILEAGE	\$97
202	100016457	N/A	LUNCH	\$9
203	100016467	N/A	MILEAGE	\$299
204	100016467	N/A	TOLLS	\$16
205	100016467	N/A	BRKFAST	\$24
206	100016497	0000279741.pdf	HOTEL	\$93
207	100016532	N/A	DINNER	\$21
208	100016562	N/A	MILEAGE	\$49
209	100016562	0000275622.pdf	OTHER	\$48
210	100016562	0000275622.pdf	DINNER	\$34
211	100016562	N/A	LUNCH	\$25
212	100016562	N/A	BRKFAST	\$2
213	100016612	N/A	MILEAGE	\$80
214	100016612	N/A	MILEAGE	\$13
215	100016831	0000277891.pdf	LUNCH	\$76
216	100016831	0000277891.pdf	DINNER	\$33
217	100016831	N/A	BRKFAST	\$19
218	100016879	N/A	MILEAGE	\$285
219	100016879	0000278596.pdf	DINNER	\$44
220	100016956	0000275907.pdf	OTHER	\$397
221	100016956	0000275907.pdf	LUNCH	\$27
222	100016964	0000275793.pdf	LUNCH	\$58
223	100017147	N/A	MILEAGE	\$189
224	100017147	N/A	MILEAGE	\$266
225	100017176	N/A	MILEAGE	\$109
226	100017268	N/A	MILEAGE	\$13
227	100017290	N/A	MILEAGE	\$32
228	100017470	N/A	MILEAGE	\$113
229	100017484	0000274490.pdf	OTHER	\$632
230	100017484	0000274490.pdf	LUNCH	\$741
231	100017484	0000274490.pdf	BRKFAST	\$169

The Narragansett Electric Company
Summary of Final Storm Costs
August 2011 Tropical Storm Irene
Employee Expenses

Grand Total: \$58,031

<u>Line #</u>	<u>Exp Empl ID</u> (a)	<u>Image Reference</u> (b)	<u>Exp Type</u> (c)	<u>Amount</u> (d)
232	100017484	N/A	MILEAGE	\$24
233	100017484	N/A	FUEL	\$14
234	100017515	0000150746.pdf	DINNER	\$15
235	100017530	0000267031.pdf	OTHER	\$164
236	100017592	N/A	MILEAGE	\$58
237	100017600	0000274902.pdf	HOTEL	\$249
238	100017682	N/A	MILEAGE	\$538
239	100017682	0000275429.pdf	OTHER	\$128
240	100017684	N/A	MILEAGE	\$292
241	100017990	0000275814.pdf	BRKFAST	\$212
242	100017990	0000275814.pdf	LUNCH	\$200
243	100017990	N/A	OTHER	\$23
244	100018152	N/A	MILEAGE	\$6
245	100018257	N/A	MILEAGE	\$390
246	100018257	N/A	PARKING	\$10
247	100018257	N/A	BRKFAST	\$5
248	100018312	0000275208.pdf	DINNER	\$1,125
249	100018312	N/A	BUSMTG	\$8
250	100018444	N/A	MILEAGE	\$224
251	100018444	0000276177.pdf	LUNCH	\$30
252	100018743	N/A	MILEAGE	\$352
253	100018743	N/A	MILEAGE	\$75
254	100018743	N/A	BRKFAST	\$20
255	100018743	N/A	LUNCH	\$9
256	100018743	N/A	DINNER	\$8
257	100018910	N/A	MILEAGE	\$61
258	100018910	0000275598.pdf	DINNER	\$55
259	100018910	N/A	BRKFAST	\$10
260	100019101	0000279856.pdf	LUNCH	\$78
261	100019101	0000279856.pdf	DINNER	\$30
262	100019101	N/A	LAUNDRY	\$22
263	100019101	N/A	BRKFAST	\$17
264	100019194	N/A	MILEAGE	\$134

The Narragansett Electric Company
Summary of Final Storm Costs
August 2011 Tropical Storm Irene
Employee Expenses

Grand Total: \$58,031

<u>Line #</u>	<u>Exp Empl ID</u> (a)	<u>Image Reference</u> (b)	<u>Exp Type</u> (c)	<u>Amount</u> (d)
265	100019267	N/A	MILEAGE	\$52
266	100019267	N/A	DINNER	\$7
267	100019267	N/A	TOLLS	\$3
268	100019285	N/A	MILEAGE	\$62
269	100019285	N/A	TOLLS	\$2
270	100019481	N/A	MILEAGE	\$248
271	100019481	N/A	TOLLS	\$8
272	100019481	N/A	LUNCH	\$4
273	100019540	N/A	LUNCH	\$23
274	100019647	N/A	MILEAGE	\$92
275	100019647	N/A	BRKFAST	\$4
276	100019647	N/A	LUNCH	\$2
277	100019649	N/A	MILEAGE	\$87
278	100019679	0000274977.pdf	FUEL	\$87
279	100019679	N/A	MILEAGE	\$24
280	100019679	N/A	DINNER	\$22
281	100019679	N/A	BRKFAST	\$15
282	100019679	N/A	TOLLS	\$3
283	100019733	0000275765.pdf	FUEL	\$128
284	100019733	0000275765.pdf	OTHER	\$43
285	100019733	0000275765.pdf	DINNER	\$27
286	100019733	0000275765.pdf	BRKFAST	\$26
287	100019733	N/A	LUNCH	\$22
288	100019747	N/A	MILEAGE	\$57
289	100019765	N/A	MILEAGE	\$100
290	100019801	N/A	MILEAGE	\$150
291	100019801	N/A	BRKFAST	\$9
292	100021159	0000275536.pdf	HOTEL	\$53
293	100021434	N/A	DINNER	\$12
294	100021434	N/A	DINNER	\$10
295	100021434	N/A	BRKFAST	\$6
296	100024197	N/A	MILEAGE	\$410
297	100024197	N/A	TOLLS	\$7

The Narragansett Electric Company
Summary of Final Storm Costs
August 2011 Tropical Storm Irene
Employee Expenses

Grand Total: \$58,031

<u>Line #</u>	<u>Exp Empl ID</u> (a)	<u>Image Reference</u> (b)	<u>Exp Type</u> (c)	<u>Amount</u> (d)
298	100024328	N/A	TOLLS	\$2
299	100025787	N/A	MILEAGE	\$334
300	100025787	N/A	BRKFAST	\$6
301	100025787	N/A	LUNCH	\$4
302	100025787	N/A	DINNER	\$3
303	100027308	0000274961.pdf	HOTEL	\$437
304	100027308	0000274961.pdf	FUEL	\$194
305	100027308	0000274961.pdf	AUTORNT	\$188
306	100027308	0000274961.pdf	OTHER	\$39
307	100027308	N/A	LUNCH	\$2
308	100027308	N/A	TOLLS	\$26
309	100029791	0000275596.pdf	HOTEL	\$281
310	100029791	0000275596.pdf	AUTORNT	\$66
311	100029791	N/A	TOLLS	\$4
312	100030939	N/A	MILEAGE	\$487
313	100030939	N/A	TOLLS	\$22
314	100031997	0000276110.pdf	HOTEL	\$398
315	100031997	0000276110.pdf	DINNER	\$69
316	100031997	0000276110.pdf	FUEL	\$34
317	100033072	N/A	MILEAGE	\$402
318	100033072	N/A	TOLLS	\$14
319	100045964	N/A	MILEAGE	\$46
320	100045964	N/A	MILEAGE	\$238
321	100046008	0000285645.pdf	BRKFAST	\$63
322	100046008	0000285645.pdf	DINNER	\$34
323	100046131	N/A	MILEAGE	\$63
324	100046132	N/A	MILEAGE	\$70
325	100046132	N/A	LUNCH	\$7
326	100046142	N/A	MILEAGE	\$89
327	100046175	N/A	MILEAGE	\$30
328	100046570	N/A	MILEAGE	\$293
329	100046570	N/A	TOLLS	\$3
330	100046570	N/A	MILEAGE	\$397

The Narragansett Electric Company
Summary of Final Storm Costs
August 2011 Tropical Storm Irene
Employee Expenses

Grand Total: \$58,031

<u>Line #</u>	<u>Exp Empl ID</u> (a)	<u>Image Reference</u> (b)	<u>Exp Type</u> (c)	<u>Amount</u> (d)
331	100046570	N/A	TOLLS	\$4
332	100046678	0000274944.pdf	LUNCH	\$31
333	100046823	N/A	MILEAGE	\$120
334	100046823	0000274980.pdf	BRKFAST	\$55
335	100046925	N/A	DINNER	\$18
336	100046956	0000274984.pdf	DINNER	\$172
337	100046956	0000274984.pdf	LUNCH	\$67
338	100046956	0000274984.pdf	BRKFAST	\$27
339	100047021	N/A	MILEAGE	\$233
340	100047094	0000275336.pdf	DINNER	\$47
341	100048057	N/A	MILEAGE	\$279
342	100048057	0000275522.pdf	DINNER	\$43
343	100048095	N/A	MILEAGE	\$537
344	100048095	0000275075.pdf	LUNCH	\$40
345	100048095	N/A	BRKFAST	\$11
346	100048095	N/A	DINNER	\$8
347	100048169	0000275080.pdf	HOTEL	\$1,251
348	100048169	0000275080.pdf	FUEL	\$186
349	100048169	0000275080.pdf	DINNER	\$177
350	100048169	0000275080.pdf	LUNCH	\$98
351	100048169	N/A	TOLLS	\$13
352	100048239	N/A	BRKFAST	\$16
353	100048239	N/A	LUNCH	\$10
354	100048263	N/A	LUNCH	\$14
355	100048344	0000276091.pdf	FUEL	\$76
356	100048417	0000275007.pdf	EMPLREL	\$2,119
357	100048447	0000275137.pdf	HOTEL	\$142
358	100048589	0000274669.pdf	LUNCH	\$121
359	100048644	0000275052.pdf	FUEL	\$95
360	100048644	0000275052.pdf	LUNCH	\$70
361	100048644	0000275052.pdf	BRKFAST	\$27
362	100048690	0000275116.pdf	BRKFAST	\$28
363	100048690	N/A	LUNCH	\$8

The Narragansett Electric Company
Summary of Final Storm Costs
August 2011 Tropical Storm Irene
Employee Expenses

Grand Total: \$58,031

<u>Line #</u>	<u>Exp Empl ID</u> (a)	<u>Image Reference</u> (b)	<u>Exp Type</u> (c)	<u>Amount</u> (d)
364	100049698	N/A	MILEAGE	\$68
365	100050055	0000275839.pdf	BUSMTG	\$42
366	100050055	N/A	MILEAGE	\$40
367	100050191	N/A	MILEAGE	\$68
368	100050191	N/A	DINNER	\$24
369	100050216	N/A	LUNCH	\$18
370	100051181	N/A	MILEAGE	\$82
371	100051323	N/A	BUSMTG	\$25
372	100051354	N/A	MILEAGE	\$53
373	100051354	N/A	TOLLS	\$13
374	100051357	0000275737.pdf	FUEL	\$100
375	100051357	N/A	MILEAGE	\$89
376	100051357	N/A	BRKFAST	\$24
377	100051357	N/A	LUNCH	\$23
378	100051357	N/A	DINNER	\$11
379	100051367	N/A	MILEAGE	\$83
380	100051457	N/A	MILEAGE	\$327
381	100051457	0000275849.pdf	HOTEL	\$557
382	100051809	N/A	MILEAGE	\$47
383	100051809	N/A	TOLLS	\$1
384	100051861	N/A	MILEAGE	\$158
385	100052198	N/A	MILEAGE	\$184
386	100052198	N/A	DINNER	\$19
387	100052198	N/A	TOLLS	\$11
388	100052198	N/A	BRKFAST	\$3
389	100052242	N/A	MILEAGE	\$244
390	100052242	0000275262.pdf	AUTORNT	\$108
391	100052242	0000275262.pdf	LUNCH	\$33
392	100052242	0000275262.pdf	DINNER	\$29
393	100052597	N/A	MILEAGE	\$67
394	100052597	N/A	TOLLS	\$1
395	100053010	N/A	MILEAGE	\$240
396	100053354	N/A	MILEAGE	\$33

The Narragansett Electric Company
Summary of Final Storm Costs
August 2011 Tropical Storm Irene
Employee Expenses

Grand Total: \$58,031

<u>Line #</u>	<u>Exp Empl ID</u> (a)	<u>Image Reference</u> (b)	<u>Exp Type</u> (c)	<u>Amount</u> (d)
397	100053564	N/A	MILEAGE	\$340
398	100053564	0000275105.pdf	DINNER	\$112
399	100053564	0000275105.pdf	LUNCH	\$69
400	100053564	0000275105.pdf	AUTORNT	\$50
401	100053564	N/A	BRKFAST	\$25
402	100053724	N/A	MILEAGE	\$124
403	100053724	N/A	LUNCH	\$11
404	100053724	N/A	BRKFAST	\$5
405	100053945	N/A	MILEAGE	\$70
406	100053945	N/A	DINNER	\$23
407	100053945	N/A	TOLLS	\$12
408	100054480	0000275103.pdf	DINNER	\$781
409	100054480	N/A	MILEAGE	\$99
410	100054569	0000275545.pdf	FUEL	\$56
411	100054569	0000275545.pdf	LUNCH	\$36
412	100054569	N/A	BRKFAST	\$3
413	100054859	N/A	MILEAGE	\$95
414	100054859	N/A	OTHER	\$18
415	100054878	N/A	MILEAGE	\$57
416	100054931	N/A	MILEAGE	\$444
417	100054931	0000276194.pdf	DINNER	\$44
418	100054936	N/A	MILEAGE	\$360
419	100054936	N/A	TOLLS	\$6
420	100054936	N/A	MILEAGE	\$180
421	100054936	N/A	TOLLS	\$4
422	100055129	N/A	MILEAGE	\$223
423	100055129	0000276587.pdf	FUEL	\$159
424	100055129	0000276587.pdf	LUNCH	\$43
425	100055129	N/A	TOLLS	\$4
426	100063302	N/A	MILEAGE	\$132
427	100063302	N/A	TOLLS	\$1
428	100711114	N/A	MILEAGE	\$147
429	100711115	N/A	MILEAGE	\$83

The Narragansett Electric Company
Summary of Final Storm Costs
August 2011 Tropical Storm Irene
Employee Expenses

Grand Total: \$58,031

<u>Line #</u>	<u>Exp Empl ID</u> (a)	<u>Image Reference</u> (b)	<u>Exp Type</u> (c)	<u>Amount</u> (d)
430	100711130	N/A	MILEAGE	\$49
431	100711139	N/A	MILEAGE	\$163
432	100711140	N/A	MILEAGE	\$97
433	100711169	0000275168.pdf	FUEL	\$121
434	100711169	0000275168.pdf	LUNCH	\$60
435	100711169	N/A	BRKFAST	\$24
436	100711169	N/A	TOLLS	\$4
437	100711172	N/A	MILEAGE	\$182
438	100711189	N/A	MILEAGE	\$24
439	100711192	N/A	MILEAGE	\$50
440	100711195	N/A	MILEAGE	\$80
441	100711195	N/A	BRKFAST	\$21
442	100711195	N/A	TOLLS	\$3
443	100711207	N/A	MILEAGE	\$85
444	100711221	N/A	MILEAGE	\$64
445	100711221	0000281872.pdf	DINNER	\$34
446	100711221	N/A	BRKFAST	\$14
447	100711221	N/A	TOLLS	\$8
448	100711227	N/A	MILEAGE	\$58
449	100711245	N/A	MILEAGE	\$154
450	100711246	N/A	MILEAGE	\$36
451	100711259	N/A	MILEAGE	\$252
452	100711259	0000276346.pdf	OTHER	\$140
453	100711259	0000276346.pdf	DINNER	\$101
454	100711259	N/A	LUNCH	\$4
455	100711271	N/A	MILEAGE	\$140
456	100711271	0000274965.pdf	AUTORNT	\$55
457	100711271	0000274965.pdf	LUNCH	\$38
458	100711271	N/A	DINNER	\$20
459	100711271	N/A	BRKFAST	\$14
460	100711273	0000279797.pdf	AUTORNT	\$191
461	100711273	0000279797.pdf	DINNER	\$37
462	100711273	N/A	LUNCH	\$13

The Narragansett Electric Company
Summary of Final Storm Costs
August 2011 Tropical Storm Irene
Employee Expenses

Grand Total: \$58,031

<u>Line #</u>	<u>Exp Empl ID</u> (a)	<u>Image Reference</u> (b)	<u>Exp Type</u> (c)	<u>Amount</u> (d)
463	100711274	0000275509.pdf	HOTEL	\$106
464	100711274	0000275509.pdf	PDMEAL	\$99
465	100711274	0000275509.pdf	OTHER	\$28
466	100711311	N/A	MILEAGE	\$206
467	100711311	0000275086.pdf	AUTORNT	\$105
468	100711311	0000275086.pdf	DINNER	\$60
469	100711311	0000275086.pdf	LUNCH	\$44
470	100711311	N/A	BRKFAST	\$20
471	100711318	N/A	MILEAGE	\$376
472	100711318	0000275042.pdf	DINNER	\$84
473	100711318	0000275042.pdf	LUNCH	\$52
474	100711318	0000275042.pdf	BRKFAST	\$32
475	100711380	N/A	MILEAGE	\$297
476	100711388	N/A	MILEAGE	\$39
477	100711388	N/A	TOLLS	\$4
478	100711423	N/A	MILEAGE	\$84
479	100711423	N/A	TOLLS	\$2
480	100711485	N/A	MILEAGE	\$125
481	100711485	0000275766.pdf	LUNCH	\$42
482	100711485	0000275766.pdf	DINNER	\$38
483	100711485	N/A	BRKFAST	\$7
484	100711489	0000280540.pdf	HOTEL	\$112
485	100711517	N/A	MILEAGE	\$180
486	100711517	0000275057.pdf	DINNER	\$55
487	100711517	N/A	LUNCH	\$25
488	100711517	N/A	BRKFAST	\$15
489	100711518	N/A	MILEAGE	\$115
490	100711529	N/A	MILEAGE	\$61
491	100711529	N/A	TOLLS	\$10
492	100711532	N/A	MILEAGE	\$31
493	100711532	N/A	TOLLS	\$3
494	100711532	N/A	BRKFAST	\$1
495	100711561	N/A	MILEAGE	\$76

The Narragansett Electric Company
Summary of Final Storm Costs
August 2011 Tropical Storm Irene
Employee Expenses

Grand Total: \$58,031











<u>Line #</u>	<u>Exp Empl ID</u> (a)	<u>Image Reference</u> (b)	<u>Exp Type</u> (c)	<u>Amount</u> (d)
496	100711561	N/A	MILEAGE	\$88
497	100711567	N/A	MILEAGE	\$51
498	100711569	N/A	MILEAGE	\$85
499	100711569	N/A	TOLLS	\$16
500	100711642	0000275196.pdf	OTHER	\$183
501	100711642	0000275196.pdf	FUEL	\$70
502	100711642	0000275231.pdf	OTHER	\$237
503	100711642	0000275231.pdf	FUEL	\$33
504	100711655	N/A	MILEAGE	\$200
505	100711655	0000275511.pdf	DINNER	\$60
506	100711655	0000275511.pdf	LUNCH	\$36
507	100711655	N/A	BRKFAST	\$14
508	100711655	N/A	TOLLS	\$4
509	100711656	N/A	MILEAGE	\$158
510	100711656	N/A	DINNER	\$8
511	100711660	0000275019.pdf	AIRFARE	\$122
512	100711660	N/A	MILEAGE	\$50
513	100711660	N/A	PARKING	\$11
514	100711660	N/A	OTHER	\$9
515	100711660	N/A	TOLLS	\$2
516	100711673	N/A	MILEAGE	\$214
517	100711673	0000275288.pdf	FUEL	\$95
518	100711673	0000275288.pdf	LUNCH	\$52
519	100711673	0000275288.pdf	DINNER	\$51
520	100711673	N/A	BRKFAST	\$22
521	100711673	N/A	OTHER	\$3
522	100711704	N/A	MILEAGE	\$10
523	100711721	N/A	MILEAGE	\$32
524	100711726	0000276299.pdf	HOTEL	\$347
525	100711726	0000276299.pdf	DINNER	\$65
526	100711733	0000276421.pdf	LUNCH	\$123
527	100711755	N/A	MILEAGE	\$33
528	100711759	N/A	MILEAGE	\$63

The Narragansett Electric Company
Summary of Final Storm Costs
August 2011 Tropical Storm Irene
Employee Expenses

Grand Total: \$58,031

<u>Line #</u>	<u>Exp Empl ID</u>	<u>Image Reference</u>	<u>Exp Type</u>	<u>Amount</u>
	(a)	(b)	(c)	(d)
529	100711760	N/A	MILEAGE	\$71
530	100711760	0000275946.pdf	FUEL	\$55
531	100711760	0000275946.pdf	LUNCH	\$35
532	100711767	N/A	MILEAGE	\$156
533	100711767	0000287743.pdf	DINNER	\$73
534	100711767	N/A	TOLLS	\$9
535	100711771	0000268461.pdf	FUEL	\$210
536	100711771	0000268461.pdf	DINNER	\$56
537	100711771	0000268461.pdf	LUNCH	\$36
538	100711771	N/A	BRKFAST	\$24
539	100711784	N/A	MILEAGE	\$22
540	100711785	N/A	MILEAGE	\$163
541	100711787	N/A	MILEAGE	\$258
542	100711805	N/A	MILEAGE	\$8
543	100711806	N/A	MILEAGE	\$23
544	100711827	0000275094.pdf	FUEL	\$204
545	100711827	0000275094.pdf	LUNCH	\$40
546	100711827	0000275094.pdf	BRKFAST	\$27
547	100711844	N/A	MILEAGE	\$39
548	100711844	N/A	TOLLS	\$6
549	100711851	N/A	MILEAGE	\$163
550	100713258	N/A	MILEAGE	\$164
551	100713258	0000275396.pdf	HOTEL	\$91
552	100713258	0000275396.pdf	PDMEAL	\$53
553	02218	N/A	PARK	\$7
554	16696	N/A	OTHER-EE	\$6
555	23635	N/A	OTHER-EE	\$4

The Narragansett Electric Company
Summary of Final Storm Costs
August 2011 Tropical Storm Irene
Index to Invoices & Supporting Documentation on CD-ROM/DVD

-  August 2011 Tropical Storm Irene
 -  \ Accounts Payable
 -  \ 1. Overhead Line
 -  \ Names of Individual Overhead Line Contractors
Listing of Individual Images by Image Reference or Detailed Supporting Image Reference (1)
 -  \ 2. Forestry
 -  \ Names of Individual Forestry Contractors
Listing of Individual Images by Image Reference (2)
 -  \ 3. Procurement Cards
Listing of Individual Images by Image Reference (3)
 -  \ 4. Miscellaneous Accounts Payable
 -  \ Names of Individual Miscellaneous Accounts Payable Vendors
Listing of Individual Images by Image Reference (4)
 -  \ Employee Expenses
Listing of Individual Images by Image Reference (5)

Notes:

- (1) Images in this folder correspond with Schedules 5-B and 5-B-1
- (2) Images in this folder correspond with Schedule 5-C
- (3) Images in this folder correspond with Schedule 5-D
- (4) Images in this folder correspond with Schedule 5-E
- (5) Images in this folder correspond with Schedule 5-J

PLACEHOLDER
FOR SLEEVE
WITH DISK

Schedule 6

October 2011 Snowstorm

The Narragansett Electric Company
Summary of Final Storm Costs
October 2011 Snowstorm

<u>Line #</u>	<u>Source System</u>	<u>Amount</u>
		(a)
1	Capital and Incremental O&M Storm Costs:	
2	Accounts Payable	
3	Overhead Line	\$619
4	Forestry	181,789
5	Procurement Cards	78,534
6	Miscellaneous Accounts Payable	73,018
7	Total Accounts Payable	<u>\$333,961</u>
8	Payroll	\$726,568
9	Allocations	\$159,062
10	Transportation	\$15,377
11	Inventory	\$41,077
12	Employee Expense	<u>\$1,719</u>
13	Total Capital and Incremental O&M Storm Costs	<u>\$1,277,764</u>
14	Exclusions:	
15	Materials	\$4,633
16	Capital	\$107,707
17	Removal/Other	\$54,575
18	Deductible	<u>\$375,000</u>
19	Total Exclusions	<u>\$541,915</u>
20	Total Incremental O&M Deferred Storm Costs	<u><u>\$735,849</u></u>

The Narragansett Electric Company
Summary of Final Storm Costs
October 2011 Snowstorm
Accounts Payable - Overhead Line Contractors

Grand Total: \$619

<u>Line #</u>	<u>Vendor</u> (a)	<u>Invoice Number</u> (b)	<u>Image Reference</u> (c)	<u>Amount</u> (d)
1	UGL UNICCO	1499115	1499115.pdf	\$387
2	UGL UNICCO	1499117	1499117.pdf	\$232

The Narragansett Electric Company
Summary of Final Storm Costs
October 2011 Snowstorm
Accounts Payable - Overhead Line Contractors - Detail

					Grand Total:	<u>\$619</u>
<u>Line #</u>	<u>Vendor</u>	<u>Invoice Number</u>	<u>Detailed Supporting Image Reference</u>	<u>Contractor Reference</u>	<u>Amount</u>	
	(a)	(b)	(c)	(d)	(e)	
1	UGL UNICCO	1499115	1499115.pdf	1499115	\$387	
2	UGL UNICCO	1499117	1499117.pdf	1499117	\$232	

The Narragansett Electric Company
Summary of Final Storm Costs
October 2011 Snowstorm
Accounts Payable - Forestry Contractors

Grand Total: \$181,789

<u>Line #</u>	<u>Vendor</u>	<u>Image Reference</u>	<u>Amount</u>
	(a)	(b)	(c)
1	ASPLUNDH TREE EXPERT CO	1032109.pdf	\$5,390
2	ASPLUNDH TREE EXPERT CO	1032111.pdf	\$7,679
3	ASPLUNDH TREE EXPERT CO	1032115.pdf	\$7,536
4	ASPLUNDH TREE EXPERT CO	1032117.pdf	\$7,679
5	ASPLUNDH TREE EXPERT CO	1032118.pdf	\$9,489
6	ASPLUNDH TREE EXPERT CO	1034639.pdf	\$279
7	DAVEY RESOURCE GROUP	1031765.pdf	\$1,903
8	ENVIRONMENTAL CONSULTANTS INC	1032032.pdf	\$2,617
9	LEWIS TREE SERVICE INC	1032506.pdf	\$735
10	LEWIS TREE SERVICE INC	1033810.pdf	\$179
11	LEWIS TREE SERVICE INC	1034098.pdf	\$447
12	STANLEY TREE SERVICE INC	1032430.pdf	\$3,852
13	STANLEY TREE SERVICE INC	1032431.pdf	\$5,395
14	STANLEY TREE SERVICE INC	1032432.pdf	\$1,626
15	STANLEY TREE SERVICE INC	1032433.pdf	\$4,098
16	STANLEY TREE SERVICE INC	1032434.pdf	\$5,379
17	STANLEY TREE SERVICE INC	1032435.pdf	\$6,639
18	STANLEY TREE SERVICE INC	1032436.pdf	\$2,890
19	STANLEY TREE SERVICE INC	1032437.pdf	\$3,009
20	STANLEY TREE SERVICE INC	1032438.pdf	\$1,813
21	STANLEY TREE SERVICE INC	1032439.pdf	\$2,890
22	STANLEY TREE SERVICE INC	1032440.pdf	\$5,237
23	STANLEY TREE SERVICE INC	1032441.pdf	\$1,626
24	STANLEY TREE SERVICE INC	1032442.pdf	\$2,890
25	STANLEY TREE SERVICE INC	1032443.pdf	\$511
26	STANLEY TREE SERVICE INC	1032444.pdf	\$2,671
27	STANLEY TREE SERVICE INC	1032445.pdf	\$3,184
28	STANLEY TREE SERVICE INC	1032446.pdf	\$8,598
29	STANLEY TREE SERVICE INC	1032447.pdf	\$1,133
30	STANLEY TREE SERVICE INC	008918210017.pdf	\$4,136
31	THE DAVEY TREE EXPERT COMPANY	1031350.pdf	\$444
32	THE DAVEY TREE EXPERT COMPANY	1031353.pdf	\$872
33	THE DAVEY TREE EXPERT COMPANY	1031354.pdf	\$792

The Narragansett Electric Company
Summary of Final Storm Costs
October 2011 Snowstorm
Accounts Payable - Forestry Contractors

Grand Total: \$181,789

<u>Line #</u>	<u>Vendor</u>	<u>Image Reference</u>	<u>Amount</u>
	(a)	(b)	(c)
34	THE DAVEY TREE EXPERT COMPANY	1031356.pdf	\$801
35	THE DAVEY TREE EXPERT COMPANY	1031358.pdf	\$1,144
36	THE DAVEY TREE EXPERT COMPANY	1031361.pdf	\$801
37	THE DAVEY TREE EXPERT COMPANY	1031362.pdf	\$801
38	THE DAVEY TREE EXPERT COMPANY	1031364.pdf	\$801
39	THE DAVEY TREE EXPERT COMPANY	1031366.pdf	\$670
40	THE DAVEY TREE EXPERT COMPANY	1031370.pdf	\$343
41	THE DAVEY TREE EXPERT COMPANY	1031373.pdf	\$651
42	THE DAVEY TREE EXPERT COMPANY	1031377.pdf	\$845
43	THE DAVEY TREE EXPERT COMPANY	1031378.pdf	\$1,073
44	THE DAVEY TREE EXPERT COMPANY	1031381.pdf	\$2,979
45	THE DAVEY TREE EXPERT COMPANY	1031382.pdf	\$845
46	THE DAVEY TREE EXPERT COMPANY	1031387.pdf	\$7,614
47	THE DAVEY TREE EXPERT COMPANY	1031389.pdf	\$906
48	THE DAVEY TREE EXPERT COMPANY	1031390.pdf	\$837
49	THE DAVEY TREE EXPERT COMPANY	1031392.pdf	\$6,505
50	THE DAVEY TREE EXPERT COMPANY	1031394.pdf	\$845
51	THE DAVEY TREE EXPERT COMPANY	1031397.pdf	\$845
52	THE DAVEY TREE EXPERT COMPANY	1031398.pdf	\$845
53	THE DAVEY TREE EXPERT COMPANY	1031400.pdf	\$845
54	THE DAVEY TREE EXPERT COMPANY	1031402.pdf	\$845
55	THE DAVEY TREE EXPERT COMPANY	1031748.pdf	\$801
56	THE DAVEY TREE EXPERT COMPANY	1032246.pdf	\$1,620
57	THE DAVEY TREE EXPERT COMPANY	1032249.pdf	\$792
58	THE DAVEY TREE EXPERT COMPANY	1032251.pdf	\$792
59	THE DAVEY TREE EXPERT COMPANY	1032252.pdf	\$792
60	THE DAVEY TREE EXPERT COMPANY	1032253.pdf	\$3,178
61	THE DAVEY TREE EXPERT COMPANY	1032254.pdf	\$1,585
62	THE DAVEY TREE EXPERT COMPANY	1032256.pdf	\$5,364
63	THE DAVEY TREE EXPERT COMPANY	1032258.pdf	\$792
64	THE DAVEY TREE EXPERT COMPANY	1032274.pdf	\$1,117
65	THE DAVEY TREE EXPERT COMPANY	1032275.pdf	\$2,169
66	THE DAVEY TREE EXPERT COMPANY	1032278.pdf	\$2,324

The Narragansett Electric Company
Summary of Final Storm Costs
October 2011 Snowstorm
Accounts Payable - Forestry Contractors

Grand Total: \$181,789

<u>Line #</u>	<u>Vendor</u> (a)	<u>Image Reference</u> (b)	<u>Amount</u> (c)
67	THE DAVEY TREE EXPERT COMPANY	1032281.pdf	\$2,267
68	THE DAVEY TREE EXPERT COMPANY	1032284.pdf	\$1,162
69	THE DAVEY TREE EXPERT COMPANY	1032285.pdf	\$2,324
70	THE DAVEY TREE EXPERT COMPANY	1032286.pdf	\$2,336
71	THE DAVEY TREE EXPERT COMPANY	1032288.pdf	\$2,941
72	THE DAVEY TREE EXPERT COMPANY	1032290.pdf	\$2,324
73	THE DAVEY TREE EXPERT COMPANY	1032784.pdf	\$845
74	THE DAVEY TREE EXPERT COMPANY	1034139.pdf	\$801

The Narragansett Electric Company
Summary of Final Storm Costs
October 2011 Snowstorm
Accounts Payable - Procurement Cards

Grand Total: \$78,534

<u>Line #</u>	<u>Merchant</u> (a)	<u>Image Reference</u> (b)	<u>Amount</u> (c)
1	DUNKIN #330465 Q35	102811-554.pdf	\$47
2	99RRANT 10026SALM-B	102811-554.pdf	\$25
3	99RRANT 20040SAUGUS	N/A	\$27
4	99RRANT 20043MILFRD	102811-551.pdf	\$28
5	99RRANT 20045SALM-B	102811-013.pdf	\$6
6	99RRANT 20061NEWPR	102811-016.pdf	\$2
7	99RRANT 20133WSTAIR	102811-019.pdf	\$2
8	99RRANT 30004NANDVR	102811-022.pdf	\$10
9	99RRANT 30035A-SBRG	102811-029.pdf	\$35
10	99RRANT 30055REVERE	102811-032.pdf	\$12
11	99RRANT 30056QUINCY	102811-035.pdf	\$10
12	99RRANT 30087WSTFRD	102811-041.pdf	\$2
13	99RRANT 30102TWKSBU	102811-044.pdf	\$36
14	99RRANT 30129MBPOST	102811-047.pdf	\$14
15	BERTUCCI'S #096	102811-082.pdf	\$50
16	BERTUCCI'S #107	102811-083.pdf	\$73
17	BICKFORD'S #39	102811-090.pdf	\$33
18	BOGIES RESTAURANT	102811-097.pdf	\$7
19	BOSTON SEA FOODS	102811-099.pdf	\$14
20	BREAKFAST NOOK, INC.	102811-104.pdf	\$9
21	CHARLIES DINER	102811-109.pdf	\$7
22	CHELO'S OF APPLE V	102811-113.pdf	\$23
23	CHIL'S GRI05100310516	102811-116.pdf	\$3
24	CHIL'S GRI07000310706	102811-119.pdf	\$79
25	CHIL'S GRI14900311498	102811-122.pdf	\$22
26	CHIL'S GRI76200307629	102811-125.pdf	\$4
27	CHIL'S GRI81900308197	102811-129.pdf	\$12
28	CROWNE PLAZA/SIX CONTI	102811-163.pdf	\$1,030
29	DAVENPORT'S FAMILY	102811-168.pdf	\$13
30	DAYS INN LENOX	102811-176.pdf	\$86
31	FAIRFIELD INN&SUITES B	102811-219.pdf	\$6

The Narragansett Electric Company
Summary of Final Storm Costs
October 2011 Snowstorm
Accounts Payable - Procurement Cards

Grand Total: \$78,534

<u>Line #</u>	<u>Merchant</u>	<u>Image Reference</u>	<u>Amount</u>
	(a)	(b)	(c)
32	FRIENDLY ICE CREAM	102811-231.pdf	\$41
33	HEARTH N KETTLE ATTLEB	102811-259.pdf	\$28
34	HOMESTEAD 9665	102811-283.pdf	\$16
35	IHOP #4765	102811-295.pdf	\$17
36	IHOP #4781	N/A	\$1
37	IHOP 3207	102811-301.pdf	\$7
38	IHOP 4701	102811-304.pdf	\$1
39	IHOP 4767	102811-310.pdf	\$10
40	JACKS RESTAURANT	102811-316.pdf	\$19
41	KENT S RESTAURANT	102811-322.pdf	\$26
42	MANDARIN PAN	102811-339.pdf	\$25
43	MORIN'S RESTAURANT	102811-354.pdf	\$18
44	N.Y.A.J. #8	102811-360.pdf	\$111
45	OWEN O LEARYS	102811-373.pdf	\$9
46	PEARL STREET STATIO	102811-380.pdf	\$76
47	PEPPERONI EXPRESS (SHR	102811-383.pdf	\$16
48	PICCADILLY PUB-N.ATTLE	102811-390.pdf	\$24
49	ROBERTO'SRESTAURANT	102811-418.pdf	\$44
50	ROCKIN ROBINS	102811-421.pdf	\$23
51	RUBY TUESDAY #4186	102811-427.pdf	\$15
52	RUBY TUESDAY #4939	102811-430.pdf	\$22
53	STRIPERS GRILLE	102811-464.pdf	\$8
54	TGI FRIDAY'S #0482	102811-485.pdf	\$32
55	TGI_FRIDAYS #0203	102811-489.pdf	\$26
56	THE OLIVE GARD00016261	102811-507.pdf	\$5
57	THE OMLETTE FACTORY	102811-513.pdf	\$23
58	TRAVELODGE	102811-519.pdf	\$83
59	UNOCHICAGOGRILL#219	102811-524.pdf	\$47
60	WEEPIN WILLIES	102811-534.pdf	\$14
61	WILLYS STEAKHOUSE	102811-539.pdf	\$3
62	WYNDHAM GARDEN PROVIDE	102811-547.pdf	\$26

The Narragansett Electric Company
Summary of Final Storm Costs
October 2011 Snowstorm
Accounts Payable - Procurement Cards

Grand Total: \$78,534

<u>Line #</u>	<u>Merchant</u> (a)	<u>Image Reference</u> (b)	<u>Amount</u> (c)
63	99RRANT 10026SALM-B	102811-551.pdf	\$75
64	99RRANT 20040SAUGUS	102811-551.pdf	\$16
65	99RRANT 20043MILFRD	102811-011.pdf	\$66
66	99RRANT 20045SALM-B	102811-014.pdf	\$23
67	99RRANT 20061NEWPR	102811-017.pdf	\$12
68	99RRANT 20133WSTAIR	102811-020.pdf	\$2
69	99RRANT 30004NANDVR	102811-023.pdf	\$30
70	99RRANT 30033LOWELL	102811-026.pdf	\$4
71	99RRANT 30035A-SBRG	102811-030.pdf	\$43
72	99RRANT 30055REVERE	102811-033.pdf	\$6
73	99RRANT 30056QUINCY	102811-036.pdf	\$23
74	99RRANT 30058WRCRSW	102811-038.pdf	\$25
75	99RRANT 30087WSTFRD	102811-042.pdf	\$4
76	99RRANT 30102TWKSB	102811-045.pdf	\$62
77	99RRANT 30129MBPOST	102811-048.pdf	\$28
78	99RRANT 30130FRNKLN	102811-050.pdf	\$33
79	99RRANT 30132GREFLD	102811-052.pdf	\$6
80	ANGELINAS SUB SHOP	102811-060.pdf	\$13
81	BERKSHIRE TRAVELODGE	102811-075.pdf	\$28
82	BERTUCCI'S #089	102811-077.pdf	\$28
83	BERTUCCI'S #022	102811-079.pdf	\$14
84	BICKFORD'S #39	102811-091.pdf	\$38
85	CHATEAU RESTAURANT	102811-111.pdf	\$7
86	CHILI'S GRI05100310516	102811-117.pdf	\$3
87	CHILI'S GRI07000310706	102811-120.pdf	\$54
88	CHILI'S GRI14900311498	102811-123.pdf	\$29
89	CHILI'S GRI76200307629	102811-127.pdf	\$8
90	CHILI'S GRI81900308197	102811-130.pdf	\$5
91	COMFORT INN- MILFOR	102811-144.pdf	\$13
92	COMFORT INN RANDOLPH	102811-186.pdf	\$98
93	COMFORT INNS AIRPORT	102811-148.pdf	\$377

The Narragansett Electric Company
Summary of Final Storm Costs
October 2011 Snowstorm
Accounts Payable - Procurement Cards

Grand Total: \$78,534

<u>Line #</u>	<u>Merchant</u> (a)	<u>Image Reference</u> (b)	<u>Amount</u> (c)
94	COURTYARD BY MARRIOTT	102811-153.pdf	\$271
95	COURTYARD BY MARRIOTT-	102811-153.pdf	\$53
96	CRACKER BARREL #373 TE	102811-158.pdf	\$51
97	CROWNE PLAZA/SIX CONTI	N/A	(\$4)
98	DAVENPORT'S FAMILY	102811-169.pdf	\$33
99	DENNY'S #7611	N/A	\$5
100	DENNYS 7583	102811-187.pdf	\$15
101	EASTSIDE GRILL	102811-195.pdf	\$10
102	FRIENDLY ICE CREAM	102811-231.pdf	\$39
103	HAMPTON INN & SUITES	102811-248.pdf	\$464
104	HEARTH N KETTLE ATTLEB	102811-260.pdf	\$25
105	HOLIDAY INN AUBURN	102811-268.pdf	\$107
106	HOLIDAY INN EXPRESS	102811-272.pdf	\$260
107	HOMESTEAD 9665	102811-284.pdf	\$253
108	IHOP #4765	102811-296.pdf	\$79
109	IHOP #4781	N/A	\$9
110	IHOP 3207	102811-302.pdf	\$59
111	IHOP 4701	102811-305.pdf	\$7
112	IHOP 4767	102811-311.pdf	\$141
113	INN AT WYLIE CONF CTR	102811-313.pdf	\$243
114	KENT S RESTAURANT	102811-323.pdf	\$10
115	KING PHILLIP RESTAURAN	102811-325.pdf	\$21
116	LA QUINTA INNS 4042	102811-331.pdf	\$96
117	LOWELL'S RESTAURANT	102811-334.pdf	\$44
118	MARIAS PIZZERIA & SEAF	102811-341.pdf	\$42
119	MORIN'S RESTAURANT	102811-355.pdf	\$6
120	N.Y.A.J. #8	102811-361.pdf	\$45
121	N.Y.A.J. #9	102811-363.pdf	\$3
122	NORTHBOROUGH HOUSE OF	102811-367.pdf	\$7
123	OWEN O LEARYS	102811-374.pdf	\$10
124	PEARL STREET STATIO	102811-381.pdf	\$83

The Narragansett Electric Company
Summary of Final Storm Costs
October 2011 Snowstorm
Accounts Payable - Procurement Cards

Grand Total: \$78,534

<u>Line #</u>	<u>Merchant</u>	<u>Image Reference</u>	<u>Amount</u>
	(a)	(b)	(c)
125	PICCADILLY PUB-N.ATTLE	102811-391.pdf	\$68
126	RENAISSANCE HTL&SPA PA	102811-408.pdf	\$73
127	RESIDENCE INNS WORCEST	102811-414.pdf	\$10
128	ROBERTO'S RESTAURANT	N/A	\$1
129	ROCKIN ROBINS	102811-422.pdf	\$11
130	RUBY TUESDAY #4186	102811-428.pdf	\$22
131	RUBY TUESDAY #4939	102811-431.pdf	\$32
132	SOMERSET GRILLE	102811-442.pdf	\$11
133	SPRINGHILL SUITES MANC	102811-446.pdf	\$7
134	STEAMING TENDER RSTRNT	102811-450.pdf	\$23
135	STRIPERS GRILLE	102811-465.pdf	\$56
136	SYLVAN STREET GRILLE	102811-474.pdf	\$13
137	TGI FRIDAY'S #0482	102811-486.pdf	\$48
138	TGI_FRIDAYS #0203	102811-490.pdf	\$26
139	TGI_FRIDAYS #0730	102811-496.pdf	\$83
140	THE BREWMASTERS TAVERN	102811-498.pdf	\$13
141	UNOCHICAGOGRILL#238	102811-527.pdf	\$2
142	WYNDHAM GARDEN PROVIDE	102811-548.pdf	\$7
143	CUMBERLAND HOUSE OF PI	102811-635.pdf	\$116
144	DUNKIN #335537 Q35	102811-635.pdf	\$70
145	2032 LA QUINTA INNS	102811-554.pdf	\$281
146	99RRANT 10026SALM-B	102811-551.pdf	\$6
147	99RRANT 20024HUDSON	102811-551.pdf	\$13
148	99RRANT 20040SAUGUS	102811-550.pdf	\$13
149	99RRANT 20043MILFRD	102811-012.pdf	\$1
150	99RRANT 20045SALM-B	102811-015.pdf	\$19
151	99RRANT 30004NANDVR	102811-024.pdf	\$33
152	99RRANT 30015BILRIC	102811-025.pdf	\$18
153	99RRANT 30033LOWELL	102811-027.pdf	\$53
154	99RRANT 30058WRCRSW	102811-039.pdf	\$129
155	99RRANT 30085PTSFLD	102811-040.pdf	\$22

The Narragansett Electric Company
Summary of Final Storm Costs
October 2011 Snowstorm
Accounts Payable - Procurement Cards

Grand Total: \$78,534

<u>Line #</u>	<u>Merchant</u>	<u>Image Reference</u>	<u>Amount</u>
	(a)	(b)	(c)
156	99RRANT 30087WSTFRD	102811-043.pdf	\$18
157	99RRANT 30102TWKSBU	102811-046.pdf	\$97
158	99RRANT 30129MBPOST	102811-049.pdf	\$359
159	99RRANT 30130FRNKLN	102811-051.pdf	\$20
160	ADMIRAL T.J. O'BRIEN'S	102811-053.pdf	\$136
161	AMERICINN LODG50000025	102811-058.pdf	\$153
162	ANNIE'S COUNTRY KITCHEN	102811-061.pdf	\$38
163	APPLEBEES 678200167825	102811-064.pdf	\$80
164	APPLEBEES 814631231236	102811-065.pdf	\$8
165	APPLEBEES 814831231244	102811-066.pdf	\$6
166	APPLEBEES 814931231251	102811-067.pdf	\$55
167	APPLEBEES 818531231731	102811-068.pdf	\$22
168	BEECHWOOD HOTEL	102811-074.pdf	\$227
169	BERTUCCI'S #089	102811-078.pdf	\$120
170	BERTUCCI'S #022	102811-080.pdf	\$22
171	BEST WESTERN	102811-085.pdf	\$179
172	BEST WESTERN HOTELS	102811-086.pdf	\$462
173	BEST WESTERN SEABROOK	102811-088.pdf	\$100
174	BETH'S FAMILY DINING	102811-089.pdf	\$76
175	BICKFORD'S #39	102811-092.pdf	\$14
176	BICKFORD'S #49	102811-093.pdf	\$18
177	BIG APPLE DELI	102811-094.pdf	\$49
178	BLUEBONNET DINER	102811-096.pdf	\$117
179	BOGIES RESTAURANT	102811-098.pdf	\$82
180	BOSTON SEA FOODS	102811-100.pdf	\$30
181	CAUSEWAY RESTAURANT	102811-106.pdf	\$70
182	CHARLIE'S DINER	102811-110.pdf	\$156
183	CHATEAU RESTAURANT	102811-112.pdf	\$1,396
184	CHILI'S GRI07000310706	102811-121.pdf	\$42
185	CHILI'S GRI14900311498	102811-124.pdf	\$212
186	CHILI'S GRI76200307629	102811-128.pdf	\$10

The Narragansett Electric Company
Summary of Final Storm Costs
October 2011 Snowstorm
Accounts Payable - Procurement Cards

Grand Total: \$78,534

Line #	Merchant (a)	Image Reference (b)	Amount (c)
187	CHILI'S GRI83100308312	102811-131.pdf	\$36
188	CHILI'S GRI97900309799	102811-132.pdf	\$21
189	CHUCKS MARGARITA GRILL	102811-135.pdf	\$9
190	CINNAMONS	102811-137.pdf	\$53
191	CJ S RESTAURANT	102811-138.pdf	\$21
192	COCO KEY HTL&WATER RES	102811-139.pdf	\$2,847
193	COLONIAL HOTEL	102811-140.pdf	\$4,800
194	COMFORT INN	102811-186.pdf	\$1,750
195	COMFORT INN & SUITE	102811-141.pdf	\$5
196	COMFORT INN DANVERS	102811-142.pdf	\$663
197	COMFORT INN- HADLEY	102811-143.pdf	\$105
198	COMFORT INN- MILFOR	102811-145.pdf	\$63
199	COMFORT INN RANDOLPH	102811-146.pdf	\$573
200	COMFORT INN&SUITES HOT	102811-147.pdf	\$736
201	COMFORT INNS	102811-186.pdf	\$700
202	COMFORT INNS AIRPORT	102811-149.pdf	\$261
203	COMFORT SUITES HAVERHI	102811-150.pdf	\$208
204	COPPER LANTERN MOTOR	102811-151.pdf	\$212
205	COURTYARD BY MARRIOTT	102811-153.pdf	\$3,912
206	COURTYARD BY MARRIOTT-	102811-153.pdf	\$2,127
207	CRACKER BARREL #373 TE	102811-159.pdf	\$166
208	CRACKER BARREL #462 ST	102811-161.pdf	\$690
209	CROWNE PLAZA/SIX CONTI	N/A	\$232
210	D'ANGELOS #5401	102811-607.pdf	\$677
211	DANIELLS PUB INC	102811-167.pdf	\$57
212	DAVENPORT'S FAMILY	102811-170.pdf	\$5
213	DAYS HOTEL & CONF CEN	102811-172.pdf	\$207
214	DAYS INN	102811-173.pdf	\$869
215	DAYS INN KEENE	102811-175.pdf	\$137
216	DAYS INN LENOX	102811-177.pdf	\$767
217	DAYS INN SHREWSBURY	102811-178.pdf	\$41

The Narragansett Electric Company
Summary of Final Storm Costs
October 2011 Snowstorm
Accounts Payable - Procurement Cards

Grand Total: \$78,534

<u>Line #</u>	<u>Merchant</u> (a)	<u>Image Reference</u> (b)	<u>Amount</u> (c)
218	DENNY'S #7606	102811-179.pdf	\$58
219	DENNY'S #7608	102811-180.pdf	\$54
220	DENNY'S #7609	102811-181.pdf	\$138
221	DENNY'S #7611	102811-183.pdf	\$156
222	DENNY'S #7613	102811-185.pdf	\$52
223	DENNYS 7583	102811-188.pdf	\$3
224	DEPOT DINER	102811-189.pdf	\$41
225	DOUBLETREE WESTBOROUGH	102811-190.pdf	\$102
226	EASTSIDE GRILL	102811-196.pdf	\$36
227	ECONO LODGE	102811-197.pdf	\$478
228	ECONONLodge FRAMINGHAM	102811-198.pdf	\$87
229	EMBASSY SUITES MRLBRGH	102811-199.pdf	\$2,173
230	EXECUTIVE INN	102811-200.pdf	\$383
231	EXTENDEDSTAY 1023	102811-211.pdf	\$121
232	FAIRFIELD INN AMESBURY	102811-213.pdf	\$333
233	FAIRFIELD INN ANDOVER-	N/A	\$43
234	FAIRFIELD INN AUBURN/W	102811-215.pdf	\$228
235	FAIRFIELD INN DEDHAM	102811-216.pdf	\$164
236	FITZWILLY'S RESTAURANT	102811-223.pdf	\$51
237	FOUR POINTS BY SHERATO	102811-225.pdf	\$20
238	FOUR POINTS HOTEL	102811-226.pdf	\$832
239	FOUR POINTS HOTEL NOR-	102811-227.pdf	\$513
240	FRANCESCOS ITALIAN RES	102811-229.pdf	\$158
241	FRANKIES RISTORANTE	102811-230.pdf	\$38
242	FRIENDLY ICE CREAM	102811-231.pdf	\$354
243	GREGG'S N. KINGSTOWN	102811-242.pdf	\$2
244	GREGG'S PROVIDENCE	102811-243.pdf	\$62
245	HAMPSHIRE INN	102811-246.pdf	\$67
246	HAMPTON INN	102811-247.pdf	\$90
247	HAMPTON INN & SUITES	102811-248.pdf	\$260
248	HAMPTON INN AUBURN	102811-250.pdf	\$395

The Narragansett Electric Company
Summary of Final Storm Costs
October 2011 Snowstorm
Accounts Payable - Procurement Cards

Grand Total: \$78,534

Line #	Merchant (a)	Image Reference (b)	Amount (c)
249	HAMPTON INN BRAINTREE	102811-251.pdf	\$446
250	HAMPTON INN MARLBOROUGH	102811-252.pdf	\$914
251	HAMPTON INN SEEKONK	102811-253.pdf	\$80
252	HAMPTON INN WARWICK	102811-254.pdf	\$333
253	HAMPTON INNS	102811-255.pdf	\$585
254	HARTFORD PLAZA HOTEL	102811-256.pdf	\$665
255	HAWTHORN SUITES	102811-258.pdf	\$411
256	HERRICK'S TAVERN	102811-262.pdf	\$37
257	HILTON GARDEN INNS PRT	102811-263.pdf	\$161
258	HILTON GARDEN INN-WORC	102811-264.pdf	\$153
259	HILTON PROVIDENCE HOTE	102811-265.pdf	\$270
260	HOLIDAY INN EXPRESS	102811-267.pdf	\$98
261	HOLIDAY INN AUBURN	102811-268.pdf	\$444
262	HOLIDAY INN DEDHAM	102811-270.pdf	\$493
263	HOLIDAY INN EXPRESS	102811-272.pdf	\$1,137
264	HOLIDAY INN EXPRESS RT	102811-274.pdf	\$199
265	HOLIDAY INN EXPRESS WA	102811-275.pdf	\$229
266	HOLIDAY INN EXPRESS-HU	102811-276.pdf	\$389
267	HOLIDAY INN HARTFORD	102811-277.pdf	\$44
268	HOLIDAY INN PEABODY	102811-279.pdf	\$224
269	HOLIDAY INN TEWKSBURY	102811-281.pdf	\$17
270	HOLYOKE HOTELCONFER	102811-282.pdf	\$368
271	HOMESTEAD 9665	102811-284.pdf	\$966
272	HOMESTEAD 9696	102811-286.pdf	\$70
273	HOMEWOOD SUITES	102811-287.pdf	\$88
274	HOMEWOOD SUITES HOLYOK	102811-288.pdf	\$242
275	HORIZONS RESTAURANT	102811-290.pdf	\$226
276	HOTEL NORTH ADAMS	102811-291.pdf	\$176
277	HOWARD JOHNSON-LENO	102811-292.pdf	\$937
278	HYATT PLACE BOSTON/MED	102811-294.pdf	\$247
279	IHOP #4765	102811-297.pdf	\$48

The Narragansett Electric Company
Summary of Final Storm Costs
October 2011 Snowstorm
Accounts Payable - Procurement Cards

Grand Total: \$78,534

Line #	Merchant (a)	Image Reference (b)	Amount (c)
280	IHOP 3207	102811-302.pdf	\$4
281	IHOP 4720	102811-306.pdf	\$9
282	IHOP 4726	102811-307.pdf	\$15
283	IHOP 4732	102811-308.pdf	\$1
284	IHOP 4767	102811-312.pdf	\$133
285	JACKS RESTAURANT	102811-317.pdf	\$2
286	JOHNSON & WALES INN	102811-319.pdf	\$171
287	KENT S RESTAURANT	102811-324.pdf	\$1
288	KING PHILLIP RESTAURAN	102811-326.pdf	\$333
289	KNIGHTS INN	102811-328.pdf	\$105
290	LA QUINTA INNS 1021	102811-329.pdf	\$119
291	LA QUINTA INNS 4042	102811-332.pdf	\$302
292	LOWELL'S RESTAURANT	102811-335.pdf	\$178
293	MARIAS PIZZERIA & SEAF	102811-341.pdf	\$178
294	MARRIOTT 337K8 PEABODY	102811-343.pdf	\$1,027
295	MARRIOTT 337X3 QUINCY	102811-345.pdf	\$5,240
296	MARRIOTT HOTELS-PROVID	102811-346.pdf	\$14
297	MICHAELS RESTAURANT	102811-351.pdf	\$38
298	MOE'S SW GRILL 214 QPS	102811-352.pdf	\$5
299	MONUMENT MOUNTN MOTEL	102811-353.pdf	\$47
300	MOTEL 6 STURBRIDGE	102811-357.pdf	\$497
301	MOTEL 6 WESTBOROUGH	102811-358.pdf	\$356
302	MOUNTAIN VIEW MOTEL	102811-359.pdf	\$98
303	N.Y.A.J. #8	102811-362.pdf	\$22
304	NYLO WARWICK LOFT HOTE	102811-369.pdf	\$190
305	OWEN O LEARYS	102811-375.pdf	\$4
306	PANERA BREAD #3426	102811-377.pdf	\$68
307	PEARL STREET STATIO	102811-382.pdf	\$66
308	PICCADILLY PUB - AUBUR	102811-386.pdf	\$99
309	PICCADILLY PUB - STURB	102811-387.pdf	\$272
310	PICCADILLY PUB - WESTB	N/A	\$94

The Narragansett Electric Company
Summary of Final Storm Costs
October 2011 Snowstorm
Accounts Payable - Procurement Cards

Grand Total: \$78,534

<u>Line #</u>	<u>Merchant</u> (a)	<u>Image Reference</u> (b)	<u>Amount</u> (c)
311	PICCADILLY PUB - WORCE	102811-389.pdf	\$17
312	PICCADILLY PUB-N.ATTLE	102811-392.pdf	\$2
313	PILGRIM MOTEL	102811-393.pdf	\$410
314	PORCHES INN	102811-395.pdf	\$8
315	QUAKER INN AND CON	102811-396.pdf	\$64
316	QUALITY INN	102811-397.pdf	\$2,453
317	RADISSON HOTELS HERITA	102811-399.pdf	\$128
318	RED ROOF INN 10068	102811-401.pdf	\$164
319	RED ROOF INNS	102811-405.pdf	\$518
320	RENAISSANCE HOTEL&SPA	102811-407.pdf	\$2
321	RESIDENCE INN MARLBORO	102811-410.pdf	\$301
322	RESIDENCE INNS BOSTON	102811-411.pdf	\$195
323	RESIDENCE INNS FRAMING	102811-412.pdf	\$210
324	RESIDENCE INNS W SPGFI	102811-413.pdf	\$36
325	RESIDENCE INNS WORCEST	102811-415.pdf	\$264
326	RESIDENCE INNS-BOSTON	102811-416.pdf	\$140
327	RESIDENCE INNS-BSN WST	102811-417.pdf	\$444
328	ROBERTO'SRESTAURANT	102811-420.pdf	\$59
329	ROCKIN ROBINS	102811-423.pdf	\$41
330	RODEWAY INN	102811-425.pdf	\$159
331	RUBY TUESDAY #4186	102811-429.pdf	\$43
332	RUBY TUESDAY #4939	102811-432.pdf	\$1
333	SHERATON HOTEL & CONF.	102811-437.pdf	\$386
334	SHERATON HOTELS	102811-438.pdf	\$377
335	SHERATON PROVIDENCE AI	102811-440.pdf	\$175
336	SIMPLY SIMONS	102811-441.pdf	\$22
337	SOMERSET GRILLE	102811-443.pdf	\$2
338	SPRINGHILL SUITES BOST	102811-445.pdf	\$294
339	SPRINGHILL SUITES-ANDO	102811-447.pdf	\$222
340	STAYBRIDGE SUITES ANDO	102811-448.pdf	\$227
341	STEAMING TENDER RSTRNT	102811-451.pdf	\$449

The Narragansett Electric Company
Summary of Final Storm Costs
October 2011 Snowstorm
Accounts Payable - Procurement Cards

Grand Total: \$78,534

Line #	Merchant (a)	Image Reference (b)	Amount (c)
342	STELIOS FAMILY RESTA	102811-452.pdf	\$37
343	STRIPERS GRILLE	102811-466.pdf	\$27
344	SUPER 8 MOTEL	102811-471.pdf	\$47
345	SUPER 8 MOTELS	102811-472.pdf	\$13
346	SUPER 8 MOTELS LEOMINS	102811-473.pdf	\$65
347	SYLVAN STREET GRILLE	102811-475.pdf	\$16
348	T BONES SALEM ONLINE	102811-476.pdf	\$11
349	TERESAS RESTAURANT	102811-481.pdf	\$163
350	TEXAS ROADHOUSE 2175	102811-483.pdf	\$61
351	TGI FRIDAY'S #0482	102811-487.pdf	\$21
352	TGI FRIDAY'S #510	102811-488.pdf	\$66
353	TGI_FRIDAYS #0203	102811-491.pdf	\$1
354	TGI_FRIDAYS #0319	102811-495.pdf	\$8
355	TGI_FRIDAYS #0730	102811-497.pdf	\$147
356	THE BREWMASTERS TAVERN	102811-499.pdf	\$45
357	THE BROWN COW	102811-500.pdf	\$4
358	THE COMFORT INN	N/A	\$312
359	THE FOURS QUINCY	102811-502.pdf	\$11
360	THE OLDE HERITAGE TAVE	102811-505.pdf	\$22
361	THE OLIVE GARD00014605	102811-506.pdf	\$43
362	THE OLIVE GARD00016261	102811-508.pdf	\$133
363	THE OLIVE GARD00016865	102811-510.pdf	\$10
364	THE OLIVE GARD00018689	102811-512.pdf	\$72
365	THE OMLETTE FACTORY	102811-514.pdf	\$1
366	THE WESTGATE INN	102811-515.pdf	\$132
367	TOWNE PLACE SUITES-BOS	102811-517.pdf	\$55
368	TRAVEL INN	102811-518.pdf	\$25
369	TRAVELODGE	102811-520.pdf	\$658
370	TRAVELODGE PITTSFIELD	102811-521.pdf	\$274
371	UNOCHICAGOGRILL#206	102811-523.pdf	\$163
372	UNOCHICAGOGRILL#219	102811-525.pdf	\$8

The Narragansett Electric Company
Summary of Final Storm Costs
October 2011 Snowstorm
Accounts Payable - Procurement Cards

Grand Total: \$78,534

<u>Line #</u>	<u>Merchant</u> (a)	<u>Image Reference</u> (b)	<u>Amount</u> (c)
373	UNOCHICAGOGRILL#241	102811-528.pdf	\$195
374	WESTBOROUGH INN	102811-536.pdf	\$10
375	WESTFORD REGENCY INN F	102811-537.pdf	\$4,253
376	WYNDHAM BOSTON ANDOVER	102811-546.pdf	\$934

The Narragansett Electric Company
Summary of Final Storm Costs
October 2011 Snowstorm
Accounts Payable - Miscellaneous Accounts Payable

Grand Total: \$73,018

<u>Line #</u>	<u>Vendor</u> (a)	<u>Image Reference</u> (b)	<u>Amount</u> (c)
1	BEECHWOOD HOTEL	10082.pdf	\$248
2	BEST WESTERN ROYAL PLAZA HOTEL - MARLBOR	459302.pdf	\$8,202
3	CITY OF WOONSOCKET	8448.pdf	\$320
4	CITY OF WOONSOCKET	8449.pdf	\$100
5	CITY OF WOONSOCKET	8466.pdf	\$320
6	CITY OF WOONSOCKET	8467.pdf	\$100
7	CLEAN HARBORS ENVIRONMENTAL SERVICES INC	RI1115285.pdf	\$2,827
8	COMFORT INN AIRPORT	8831518.pdf	\$7,865
9	CONECO ENGINEERS & SCIENTISTS INC	123598.pdf	\$1,708
10	CONECO ENGINEERS & SCIENTISTS INC	124102.pdf	\$1,056
11	CORPORATE CHEFS INC	412706.pdf	\$1,750
12	DIESEL DIRECT INC	1684991.pdf	\$5,985
13	FOUR POINTS BY SHERATON LEOMINSTER	5500.pdf	\$1,868
14	GEOLABS INC	00070984.pdf	\$79
15	GEOLABS INC	00070985.pdf	\$68
16	HAMPTON INN	33646.pdf	\$646
17	HAMPTON INN AUBURN MA	33801.pdf	\$172
18	HOLIDAY INN - TAUNTON	6290.pdf	\$2,650
19	HOLIDAY INN - TAUNTON	6291.pdf	\$2,694
20	HOLIDAY INN EXPRESS HOTEL & SUITES	2775.pdf	\$90
21	HOLIDAY INN EXPRESS HOTEL & SUITES	2776.pdf	\$90
22	HOLIDAY INN EXPRESS HOTEL & SUITES	2778.pdf	\$90
23	HOLIDAY INN EXPRESS HOTEL & SUITES	2779.pdf	\$90
24	HOLIDAY INN EXPRESS HOTEL & SUITES	2780.pdf	\$90
25	HOLIDAY INN EXPRESS HOTEL & SUITES	2781.pdf	\$90
26	HOLIDAY INN EXPRESS HOTEL & SUITES	2782.pdf	\$90
27	HOLIDAY INN HOTEL & SUITES MARLBOROUGH	4550.pdf	\$219
28	HOLIDAY INN MANSFIELD MA	12679.pdf	\$882
29	HOLIDAY INN MANSFIELD MA	12680.pdf	\$522
30	LANGUAGE SELECT LLC	IVC01892.pdf	\$554
31	MARLBOROUGH COURTYARD BY MARRIOTT HOTEL	00005776.pdf	\$10
32	PROVIDENCE MARRIOTT DOWNTOWN	8823.pdf	\$3,445
33	PUBLIC HOUSE HISTORIC INN	220477A.pdf	\$1,879
34	RESIDENCE INN BY MARRIOTT	00005002.pdf	\$10
35	RESIDENCE INN BY MARRIOTT	00005010.pdf	\$39
36	RESIDENCE INN BY MARRIOTT	00005011.pdf	\$694
37	SECURITAS SECURITY SYSTEMS USA INC	E2166920.pdf	\$128
38	SECURITAS SECURITY SYSTEMS USA INC	E2166921.pdf	\$47

The Narragansett Electric Company
Summary of Final Storm Costs
October 2011 Snowstorm
Accounts Payable - Miscellaneous Accounts Payable

Grand Total: \$73,018

<u>Line #</u>	<u>Vendor</u> (a)	<u>Image Reference</u> (b)	<u>Amount</u> (c)
39	STURBRIDGE HOST HOTEL & CONFERENCE CNTR	102911.pdf	\$5,710
40	TOM'S MARKET CATERING	NG103111A.pdf	\$729
41	TOWN OF MIDDLETOWN	2012-00000074.pdf	\$180
42	TOWN OF PORTSMOUTH	november 9.2011.pdf	\$467
43	UNIVERSAL CONSTRUCTION COMPANY	11256.pdf	\$17,262
44	WESCO DISTRIBUTION INC	664956.pdf	\$74
45	WESCO DISTRIBUTION INC	680485.pdf	\$9
46	WYNDHAM GARDEN PROVIDENCE	2876.pdf	\$867

The Narragansett Electric Company
d/b/a National Grid
Final Storm Cost Accounting: 2010 and 2011 Storm Events
R.I.P.U.C. Docket No. 2509
Schedule 6-F
Page 1 of 1

The Narragansett Electric Company
Summary of Final Storm Costs
October 2011 Snowstorm
Payroll Cost Summary by Source Company

Grand Total: \$726,568

<u>Line #</u>	<u>Orig Bus Unit</u> (a)	<u>Orig Bus Unit Descr</u> (b)	<u>Base Pay</u> (c)	<u>Overtime</u> (d)	<u>Miscellaneous Pay</u> (e)
1	00005	Massachusetts Electric Company	\$2,035	\$14,488	\$265
2	00036	Niagara Mohawk Power Corp	\$244	\$320	\$28
3	00048	Narragansett Gas Company	\$3,577	\$43,792	\$946
4	00049	Narragansett Electric Company	\$10,697	\$558,666	\$7,793
5	00099	National Grid USA Service Co.	\$15,257	\$58,960	\$1,091
6	00431	KeySpan	\$770	\$7,388	\$252
7		Total	<u><u>\$32,580</u></u>	<u><u>\$683,613</u></u>	<u><u>\$10,374</u></u>

The Narragansett Electric Company
d/b/a National Grid
Final Storm Cost Accounting: 2010 and 2011 Storm Events
R.I.P.U.C. Docket No. 2509
Schedule 6-F-1
Page 1 of 8

The Narragansett Electric Company
Summary of Final Storm Costs
October 2011 Snowstorm
Payroll Costs by Employee ID

Grand Total: \$726,568

Line #	Job Cd Descr	Empl Id	Orig Business Unit	Orig Bus Unit Descr	Base Pay	Overtime	Miscellaneous Pay
	(a)	(b)	(c)	(d)	(e)	(f)	(g)
1	Cable Splicer I/C	100001771	00005	Massachusetts Electric Company	\$217	\$689	\$0
2	Performance Svr	100003126	00005	Massachusetts Electric Company	\$0	\$589	\$0
3	Manager	100004070	00005	Massachusetts Electric Company	\$0	\$656	\$0
4	Performance Svr	100005521	00005	Massachusetts Electric Company	\$0	\$1,063	\$0
5	Supervisor Design	100009210	00005	Massachusetts Electric Company	\$0	\$490	\$0
6	Performance Svr	100011706	00005	Massachusetts Electric Company	\$0	\$2,416	\$0
7	Director	100012042	00005	Massachusetts Electric Company	\$0	\$0	\$265
8	Lead Splicer	100016449	00005	Massachusetts Electric Company	\$240	\$1,089	\$0
9	Performance Svr	100016725	00005	Massachusetts Electric Company	\$752	\$2,973	\$0
10	Cable Splicer I/C	100016764	00005	Massachusetts Electric Company	\$217	\$700	\$0
11	Lead Splicer	100016871	00005	Massachusetts Electric Company	\$239	\$764	\$0
12	Manager	100016956	00005	Massachusetts Electric Company	\$0	\$667	\$0
13	Lead Splicer	100017307	00005	Massachusetts Electric Company	\$239	\$1,075	\$0
14	Senior Design Technician	100046086	00005	Massachusetts Electric Company	\$0	\$875	\$0
15	Distribution Scheduler	100050055	00005	Massachusetts Electric Company	\$70	\$188	\$0
16	Distribution Scheduler	100711126	00005	Massachusetts Electric Company	\$59	\$253	\$0
17	Administrative Clerk A ED	100022776	00036	Niagara Mohawk Power Corp	\$0	\$25	\$0
18	VP Control Center Operations	100031997	00036	Niagara Mohawk Power Corp	\$244	\$0	\$0
19	Office Technician C	100034221	00036	Niagara Mohawk Power Corp	\$0	\$126	\$14
20	Office Technician C	100055063	00036	Niagara Mohawk Power Corp	\$0	\$21	\$0
21	Administrative Clerk A ED	100713372	00036	Niagara Mohawk Power Corp	\$0	\$148	\$14
22	Meter Services Representative	100018597	00048	Narragansett Gas Company	\$269	\$206	\$11
23	Crew Technician B	100046662	00048	Narragansett Gas Company	\$272	\$357	\$22
24	Crew Technician B	100048249	00048	Narragansett Gas Company	\$0	\$1,071	\$33
25	Sr Supervisor	100048266	00048	Narragansett Gas Company	\$0	\$304	\$0
26	Meter Service Technician	100048284	00048	Narragansett Gas Company	\$0	\$821	\$22
27	Sr Supervisor	100048298	00048	Narragansett Gas Company	\$0	\$1,513	\$0
28	Lead Program Manager	100048331	00048	Narragansett Gas Company	\$0	\$763	\$0
29	Meter Services Representative	100048334	00048	Narragansett Gas Company	\$0	\$271	\$22
30	Meter Services Representative	100048354	00048	Narragansett Gas Company	\$269	\$0	\$0
31	Technician A	100048359	00048	Narragansett Gas Company	\$0	\$860	\$0
32	Meter Service Technician	100048377	00048	Narragansett Gas Company	\$0	\$801	\$11
33	Sr Supervisor	100048385	00048	Narragansett Gas Company	\$0	\$825	\$0
34	Crew Technician B	100048389	00048	Narragansett Gas Company	\$0	\$1,020	\$33
35	Meter Services Technician	100048400	00048	Narragansett Gas Company	\$0	\$937	\$22
36	Auxiliary Ops Technician B	100048449	00048	Narragansett Gas Company	\$0	\$867	\$22
37	Meter Service Technician	100048454	00048	Narragansett Gas Company	\$0	\$484	\$22
38	Technician B	100048458	00048	Narragansett Gas Company	\$0	\$1,154	\$33
39	Technician A	100048471	00048	Narragansett Gas Company	\$0	\$1,175	\$33
40	Field Collector	100048475	00048	Narragansett Gas Company	\$269	\$77	\$0
41	Technician A	100048479	00048	Narragansett Gas Company	\$0	\$2,836	\$66
42	QA/QC Assessor	100048488	00048	Narragansett Gas Company	\$0	\$147	\$11
43	Technician A	100048512	00048	Narragansett Gas Company	\$0	\$831	\$11
44	Meter Services Representative	100048525	00048	Narragansett Gas Company	\$269	\$180	\$11
45	Technician A	100048532	00048	Narragansett Gas Company	\$0	\$1,060	\$22
46	Meter Service Technician	100048535	00048	Narragansett Gas Company	\$0	\$651	\$22
47	Technician A	100048546	00048	Narragansett Gas Company	\$0	\$2,292	\$55
48	Auxiliary Ops Technician B	100048554	00048	Narragansett Gas Company	\$0	\$817	\$22
49	Technician A	100048562	00048	Narragansett Gas Company	\$0	\$1,948	\$44
50	Technician A	100048576	00048	Narragansett Gas Company	\$0	\$1,144	\$33
51	Technician B	100048579	00048	Narragansett Gas Company	\$0	\$1,374	\$44
52	Sr Supervisor	100048602	00048	Narragansett Gas Company	\$550	\$1,261	\$0
53	Meter Service Technician	100048652	00048	Narragansett Gas Company	\$0	\$801	\$11
54	Meter Service Technician	100048678	00048	Narragansett Gas Company	\$0	\$801	\$11
55	Office Clerk	100048697	00048	Narragansett Gas Company	\$0	\$953	\$0
56	Technician A	100048732	00048	Narragansett Gas Company	\$0	\$1,690	\$33
57	Technician B	100048749	00048	Narragansett Gas Company	\$0	\$969	\$22
58	Meter Services Representative	100048757	00048	Narragansett Gas Company	\$0	\$271	\$22
59	Meter Service Technician	100048760	00048	Narragansett Gas Company	\$0	\$934	\$22
60	Technician B	100048793	00048	Narragansett Gas Company	\$0	\$1,046	\$33
61	Technician B	100048819	00048	Narragansett Gas Company	\$0	\$2,729	\$33
62	Technician A	100048826	00048	Narragansett Gas Company	\$0	\$949	\$22
63	Meter Services Representative	100048840	00048	Narragansett Gas Company	\$269	\$0	\$0
64	Crew Technician B	100049566	00048	Narragansett Gas Company	\$0	\$816	\$22
65	Meter Services Representative	100050531	00048	Narragansett Gas Company	\$269	\$180	\$11
66	Meter Service Technician	100051510	00048	Narragansett Gas Company	\$347	\$642	\$33
67	Meter Service Technician	100052444	00048	Narragansett Gas Company	\$0	\$801	\$0
68	Crew Technician B	100052450	00048	Narragansett Gas Company	\$0	\$1,224	\$22
69	Crew Technician B	100053633	00048	Narragansett Gas Company	\$272	\$357	\$22
70	Laborer	100063790	00048	Narragansett Gas Company	\$131	\$74	\$0
71	Laborer	100063795	00048	Narragansett Gas Company	\$131	\$172	\$0
72	Laborer	100063798	00048	Narragansett Gas Company	\$131	\$135	\$0
73	Meter Service Technician	100711338	00048	Narragansett Gas Company	\$0	\$30	\$0
74	Laborer	100711431	00048	Narragansett Gas Company	\$131	\$172	\$0
75	Work Coordinator	100000065	00049	Narragansett Electric Company	\$0	\$471	\$0

The Narragansett Electric Company
d/b/a National Grid
Final Storm Cost Accounting: 2010 and 2011 Storm Events
R.I.P.U.C. Docket No. 2509
Schedule 6-F-1
Page 2 of 8

The Narragansett Electric Company
Summary of Final Storm Costs
October 2011 Snowstorm
Payroll Costs by Employee ID

Grand Total: \$726,568

Line #	Job Cd Descr	Empl Id	Orig Business Unit	Orig Bus Unit Descr	Base Pay	Overtime	Miscellaneous Pay
	(a)	(b)	(c)	(d)	(e)	(f)	(g)
76	Auto/Truck Tech 1/C	100000075	00049	Narragansett Electric Company	\$0	\$837	\$0
77	Performance Svr	100000098	00049	Narragansett Electric Company	\$49	\$1,378	\$0
78	Working Leader O&M Test	100000189	00049	Narragansett Electric Company	\$45	\$505	\$100
79	Lineworker 1/C	100000697	00049	Narragansett Electric Company	\$146	\$3,303	\$400
80	Senior Design Technician	100000704	00049	Narragansett Electric Company	\$0	\$2,318	\$0
81	Performance Svr	100000884	00049	Narragansett Electric Company	\$0	\$491	\$0
82	Lineworker 1/C	100000915	00049	Narragansett Electric Company	\$41	\$4,373	\$200
83	Meter Reader 80	100000970	00049	Narragansett Electric Company	\$0	\$768	\$0
84	Working Leader O&M Test	100000997	00049	Narragansett Electric Company	\$45	\$2,179	\$0
85	Troubleshooter	100001030	00049	Narragansett Electric Company	\$89	\$499	\$0
86	Meter Worker Assoc 80	100001070	00049	Narragansett Electric Company	\$0	\$717	\$0
87	Lineworker 1/C	100001348	00049	Narragansett Electric Company	\$0	\$2,472	\$0
88	Senior Design Technician	100001357	00049	Narragansett Electric Company	\$0	\$2,561	\$0
89	Meter Reader 80	100001444	00049	Narragansett Electric Company	\$0	\$1,595	\$0
90	Lead Splicer	100001923	00049	Narragansett Electric Company	\$43	\$503	\$0
91	Performance Svr	100001934	00049	Narragansett Electric Company	\$0	\$1,233	\$0
92	Crew Leader	100001946	00049	Narragansett Electric Company	\$0	\$1,498	\$0
93	Crew Leader	100001967	00049	Narragansett Electric Company	\$0	\$1,332	\$0
94	Troubleshooter	100001976	00049	Narragansett Electric Company	\$113	\$3,472	\$0
95	O&M Worker 1/C Test	100002066	00049	Narragansett Electric Company	\$40	\$1,499	\$0
96	Crew Leader	100002129	00049	Narragansett Electric Company	\$0	\$1,332	\$0
97	Crew Leader	100002130	00049	Narragansett Electric Company	\$0	\$1,968	\$0
98	Lead Splicer	100002430	00049	Narragansett Electric Company	\$86	\$2,673	\$0
99	Meterworker 1/C	100002446	00049	Narragansett Electric Company	\$0	\$1,591	\$0
100	Performance Svr	100002580	00049	Narragansett Electric Company	\$0	\$2,073	\$0
101	Troubleshooter	100002659	00049	Narragansett Electric Company	\$126	\$2,129	\$0
102	Meter Worker Assoc 80	100002674	00049	Narragansett Electric Company	\$0	\$1,645	\$0
103	Meter Worker Assoc 80	100002728	00049	Narragansett Electric Company	\$0	\$1,202	\$0
104	Lineworker 1/C	100002732	00049	Narragansett Electric Company	\$0	\$1,216	\$0
105	Cable Splicer 1/C	100002768	00049	Narragansett Electric Company	\$79	\$2,905	\$0
106	O&M Worker 1/C Test	100002867	00049	Narragansett Electric Company	\$0	\$452	\$0
107	Lead Splicer	100002966	00049	Narragansett Electric Company	\$43	\$538	\$0
108	Lineworker 1/C	100003036	00049	Narragansett Electric Company	\$0	\$1,216	\$0
109	O&M Worker 1/C Test	100003088	00049	Narragansett Electric Company	\$0	\$447	\$0
110	Crew Leader	100003123	00049	Narragansett Electric Company	\$190	\$4,137	\$0
111	Crew Leader	100003135	00049	Narragansett Electric Company	\$20	\$562	\$0
112	Crew Leader	100003204	00049	Narragansett Electric Company	\$62	\$3,596	\$0
113	Troubleshooter	100003248	00049	Narragansett Electric Company	\$101	\$645	\$0
114	Crew Leader	100003336	00049	Narragansett Electric Company	\$45	\$2,991	\$0
115	Working Leader	100003443	00049	Narragansett Electric Company	\$0	\$540	\$0
116	Working Leader O&M Test	100003447	00049	Narragansett Electric Company	\$45	\$2,366	\$0
117	Performance Svr	100003581	00049	Narragansett Electric Company	\$48	\$1,503	\$0
118	Meterworker 1/C	100003729	00049	Narragansett Electric Company	\$0	\$597	\$0
119	Crew Leader	100003732	00049	Narragansett Electric Company	\$0	\$1,415	\$0
120	Lead Splicer	100003737	00049	Narragansett Electric Company	\$86	\$2,679	\$0
121	Troubleshooter	100003830	00049	Narragansett Electric Company	\$89	\$219	\$0
122	Meter Worker Assoc 80	100003878	00049	Narragansett Electric Company	\$0	\$492	\$0
123	Troubleshooter	100003907	00049	Narragansett Electric Company	\$45	\$0	\$0
124	Working Leader	100003924	00049	Narragansett Electric Company	\$0	\$2,616	\$0
125	Senior Design Technician	100003928	00049	Narragansett Electric Company	\$0	\$1,749	\$0
126	Meterworker 1/C	100003930	00049	Narragansett Electric Company	\$0	\$671	\$0
127	Crew Leader	100003976	00049	Narragansett Electric Company	\$0	\$1,831	\$0
128	Crew Leader	100004058	00049	Narragansett Electric Company	\$142	\$3,115	\$0
129	Performance Svr	100004061	00049	Narragansett Electric Company	\$141	\$3,395	\$0
130	Lineworker 1/C	100004099	00049	Narragansett Electric Company	\$82	\$2,204	\$0
131	O&M Worker 1/C Test	100004144	00049	Narragansett Electric Company	\$13	\$444	\$0
132	Meter Worker Assoc 80	100004154	00049	Narragansett Electric Company	\$0	\$512	\$0
133	Troubleshooter	100004176	00049	Narragansett Electric Company	\$59	\$1,560	\$0
134	Crew Leader	100004288	00049	Narragansett Electric Company	\$0	\$1,412	\$0
135	Crew Leader	100004368	00049	Narragansett Electric Company	\$78	\$3,123	\$300
136	O&M Worker 1/C Test	100004541	00049	Narragansett Electric Company	\$0	\$507	\$0
137	Meter Worker Assoc 80	100004656	00049	Narragansett Electric Company	\$0	\$1,093	\$0
138	Meterworker 1/C	100004750	00049	Narragansett Electric Company	\$0	\$509	\$0
139	Working Leader O&M Test	100004805	00049	Narragansett Electric Company	\$0	\$2,179	\$0
140	Meter Reader 80	100004821	00049	Narragansett Electric Company	\$0	\$1,725	\$0
141	Troubleshooter	100005026	00049	Narragansett Electric Company	\$45	\$2,002	\$0
142	Meter Worker Assoc 80	100005027	00049	Narragansett Electric Company	\$0	\$492	\$0
143	Crew Leader	100005058	00049	Narragansett Electric Company	\$237	\$4,585	\$0
144	Meterworker 1/C	100005070	00049	Narragansett Electric Company	\$0	\$829	\$0
145	Distribution Design Eng	100005093	00049	Narragansett Electric Company	\$0	\$518	\$0
146	Meter Worker Assoc 80	100005109	00049	Narragansett Electric Company	\$0	\$492	\$0
147	Troubleshooter	100005132	00049	Narragansett Electric Company	\$59	\$666	\$0
148	Cable Splicer 1/C	100005169	00049	Narragansett Electric Company	\$68	\$2,970	\$0
149	O&M Worker 1/C Test	100005233	00049	Narragansett Electric Company	\$40	\$1,946	\$0
150	Crew Leader	100005301	00049	Narragansett Electric Company	\$0	\$1,769	\$0

The Narragansett Electric Company
d/b/a National Grid
Final Storm Cost Accounting: 2010 and 2011 Storm Events
R.I.P.U.C. Docket No. 2509
Schedule 6-F-1
Page 3 of 8

The Narragansett Electric Company
Summary of Final Storm Costs
October 2011 Snowstorm
Payroll Costs by Employee ID

Grand Total: \$726,568

Line #	Job Cd Descr	Empl Id	Orig Business Unit	Orig Bus Unit Descr	Base Pay	Overtime	Miscellaneous Pay
	(a)	(b)	(c)	(d)	(e)	(f)	(g)
151	Distribution Design Eng	100005626	00049	Narragansett Electric Company	\$0	\$1,222	\$0
152	Crew Leader	100005631	00049	Narragansett Electric Company	\$142	\$2,800	\$0
153	Lineworker 1/C	100005636	00049	Narragansett Electric Company	\$0	\$1,332	\$0
154	Performance Svr	100005722	00049	Narragansett Electric Company	\$0	\$1,734	\$0
155	Meter Worker Assoc	100005730	00049	Narragansett Electric Company	\$0	\$576	\$0
156	Troubleshooter	100005742	00049	Narragansett Electric Company	\$101	\$1,769	\$0
157	Svr Bldg Mntc	100005814	00049	Narragansett Electric Company	\$0	\$883	\$0
158	Meter Reader 80	100005865	00049	Narragansett Electric Company	\$0	\$1,970	\$0
159	Crew Leader	100005903	00049	Narragansett Electric Company	\$0	\$1,332	\$0
160	Troubleshooter	100005952	00049	Narragansett Electric Company	\$48	\$67	\$0
161	Working Leader O&M Test	100005959	00049	Narragansett Electric Company	\$45	\$2,378	\$0
162	Meterworker 1/C	100005993	00049	Narragansett Electric Company	\$0	\$1,889	\$0
163	Troubleshooter	100006021	00049	Narragansett Electric Company	\$93	\$3,753	\$0
164	Senior Design Technician	100006088	00049	Narragansett Electric Company	\$0	\$4,337	\$0
165	Lineworker 1/C	100006095	00049	Narragansett Electric Company	\$41	\$3,536	\$200
166	O&M Worker 1/C Test	100006112	00049	Narragansett Electric Company	\$0	\$444	\$0
167	Working Leader O&M Test	100006116	00049	Narragansett Electric Company	\$45	\$2,801	\$20
168	Meter Worker Assoc 80	100006127	00049	Narragansett Electric Company	\$0	\$1,462	\$0
169	O&M Worker 3/C	100006181	00049	Narragansett Electric Company	\$0	\$454	\$44
170	Lineworker 2/C	100006220	00049	Narragansett Electric Company	\$92	\$2,054	\$0
171	Meterworker 1/C	100006247	00049	Narragansett Electric Company	\$0	\$597	\$0
172	Senior Design Technician	100006265	00049	Narragansett Electric Company	\$0	\$81	\$0
173	Work Coordinator	100006327	00049	Narragansett Electric Company	\$0	\$629	\$0
174	Meterworker 1/C	100006477	00049	Narragansett Electric Company	\$0	\$1,657	\$0
175	Working Leader (80)	100006479	00049	Narragansett Electric Company	\$0	\$1,619	\$0
176	Lineworker 1/C	100006624	00049	Narragansett Electric Company	\$89	\$62	\$0
177	Lineworker 1/C	100006637	00049	Narragansett Electric Company	\$0	\$1,831	\$0
178	Lead Supervisor	100006658	00049	Narragansett Electric Company	\$0	\$75	\$0
179	Meter Worker Assoc	100006759	00049	Narragansett Electric Company	\$0	\$975	\$0
180	O&M Worker 1/C Test	100006849	00049	Narragansett Electric Company	\$40	\$2,110	\$0
181	Crew Leader	100006894	00049	Narragansett Electric Company	\$89	\$2,688	\$300
182	Meterworker 1/C	100006936	00049	Narragansett Electric Company	\$0	\$1,790	\$0
183	Crew Leader	100007033	00049	Narragansett Electric Company	\$0	\$2,164	\$0
184	Working Leader (80)	100007182	00049	Narragansett Electric Company	\$0	\$562	\$0
185	Crew Leader	100007186	00049	Narragansett Electric Company	\$0	\$1,519	\$0
186	O&M Worker 1/C Test	100007203	00049	Narragansett Electric Company	\$40	\$1,946	\$0
187	Distribution Design Eng	100007221	00049	Narragansett Electric Company	\$0	\$1,117	\$0
188	Lineworker 1/C	100007244	00049	Narragansett Electric Company	\$41	\$1,414	\$0
189	Cable Splicer 1/C	100007343	00049	Narragansett Electric Company	\$49	\$2,680	\$0
190	Crew Leader	100007399	00049	Narragansett Electric Company	\$47	\$2,026	\$100
191	Lineworker 1/C	100007471	00049	Narragansett Electric Company	\$0	\$1,653	\$0
192	Crew Leader	100007478	00049	Narragansett Electric Company	\$45	\$3,274	\$0
193	Meter Reader 80	100007564	00049	Narragansett Electric Company	\$0	\$1,789	\$0
194	Troubleshooter	100007609	00049	Narragansett Electric Company	\$96	\$1,351	\$0
195	Crew Leader	100007746	00049	Narragansett Electric Company	\$0	\$1,412	\$0
196	Lineworker 1/C	100007773	00049	Narragansett Electric Company	\$0	\$1,292	\$0
197	Senior Design Technician	100007780	00049	Narragansett Electric Company	\$0	\$3,544	\$0
198	Lineworker 1/C	100007797	00049	Narragansett Electric Company	\$18	\$2,886	\$0
199	Troubleshooter	100007876	00049	Narragansett Electric Company	\$101	\$1,350	\$0
200	Working Leader	100007894	00049	Narragansett Electric Company	\$0	\$1,407	\$0
201	Operations Clerk	100007924	00049	Narragansett Electric Company	\$0	\$275	\$0
202	Crew Leader	100007929	00049	Narragansett Electric Company	\$89	\$2,347	\$0
203	Meterworker 1/C	100007940	00049	Narragansett Electric Company	\$0	\$597	\$0
204	O&M Worker 1/C Test	100007946	00049	Narragansett Electric Company	\$0	\$1,647	\$0
205	Work Coordinator	100008039	00049	Narragansett Electric Company	\$38	\$1,585	\$0
206	Crew Leader	100008047	00049	Narragansett Electric Company	\$0	\$832	\$0
207	Troubleshooter	100008102	00049	Narragansett Electric Company	\$138	\$2,871	\$0
208	Cable Splicer 1/C	100008178	00049	Narragansett Electric Company	\$78	\$2,437	\$0
209	Troubleshooter	100008179	00049	Narragansett Electric Company	\$48	\$64	\$0
210	Meter Reader 80	100008243	00049	Narragansett Electric Company	\$0	\$1,789	\$0
211	Troubleshooter	100008254	00049	Narragansett Electric Company	\$107	\$666	\$0
212	Troubleshooter	100008433	00049	Narragansett Electric Company	\$96	\$1,436	\$0
213	Troubleshooter	100008469	00049	Narragansett Electric Company	\$28	\$2,778	\$0
214	Meterworker 1/C	100008503	00049	Narragansett Electric Company	\$0	\$1,193	\$0
215	Cable Splicer 1/C	100008518	00049	Narragansett Electric Company	\$0	\$869	\$0
216	Meter Worker Assoc 80	100008549	00049	Narragansett Electric Company	\$0	\$492	\$0
217	O&M Worker 1/C Test	100008558	00049	Narragansett Electric Company	\$40	\$444	\$0
218	Crew Leader	100008682	00049	Narragansett Electric Company	\$0	\$1,332	\$0
219	Lineworker 1/C	100008793	00049	Narragansett Electric Company	\$115	\$3,149	\$400
220	Troubleshooter	100008856	00049	Narragansett Electric Company	\$0	\$1,774	\$0
221	Acting Manager	100008883	00049	Narragansett Electric Company	\$0	\$3,090	\$0
222	Cable Splicer 1/C	100008891	00049	Narragansett Electric Company	\$36	\$2,826	\$0
223	Cable Splicer 1/C	100008894	00049	Narragansett Electric Company	\$78	\$1,358	\$0
224	Cable Splicer 1/C	100008937	00049	Narragansett Electric Company	\$39	\$435	\$0
225	Lead Splicer	100008938	00049	Narragansett Electric Company	\$54	\$3,037	\$100

The Narragansett Electric Company
d/b/a National Grid
Final Storm Cost Accounting: 2010 and 2011 Storm Events
R.I.P.U.C. Docket No. 2509
Schedule 6-F-1
Page 4 of 8

The Narragansett Electric Company
Summary of Final Storm Costs
October 2011 Snowstorm
Payroll Costs by Employee ID

Grand Total: \$726,568

Line #	Job Cd Descr	Empl Id	Orig Business Unit	Orig Bus Unit Descr	Base Pay	Overtime	Miscellaneous Pay
	(a)	(b)	(c)	(d)	(e)	(f)	(g)
226	Watchman	100009174	00049	Narragansett Electric Company	\$0	\$842	\$0
227	Crew Leader	100009211	00049	Narragansett Electric Company	\$45	\$4,775	\$200
228	Troubleshooter	100009212	00049	Narragansett Electric Company	\$0	\$1,498	\$0
229	Working Leader	100009582	00049	Narragansett Electric Company	\$0	\$837	\$0
230	Troubleshooter	100009640	00049	Narragansett Electric Company	\$0	\$666	\$0
231	Crew Leader	100009670	00049	Narragansett Electric Company	\$98	\$1,809	\$300
232	Troubleshooter	100009715	00049	Narragansett Electric Company	\$179	\$1,991	\$0
233	Crew Leader	100009773	00049	Narragansett Electric Company	\$0	\$1,977	\$0
234	Crew Leader	100009830	00049	Narragansett Electric Company	\$0	\$1,831	\$0
235	Crew Leader	100009862	00049	Narragansett Electric Company	\$45	\$3,080	\$0
236	Working Leader	100009922	00049	Narragansett Electric Company	\$7	\$1,124	\$0
237	Crew Leader	100009992	00049	Narragansett Electric Company	\$101	\$3,039	\$100
238	Crew Leader	100010055	00049	Narragansett Electric Company	\$0	\$1,831	\$0
239	Meter Worker Assoc 80	100010104	00049	Narragansett Electric Company	\$0	\$2,281	\$0
240	Crew Leader	100010124	00049	Narragansett Electric Company	\$0	\$1,249	\$0
241	Senior Design Technician	100010197	00049	Narragansett Electric Company	\$0	\$2,940	\$0
242	Lineworker 1/C	100010297	00049	Narragansett Electric Company	\$0	\$1,729	\$0
243	Senior Design Technician	100010350	00049	Narragansett Electric Company	\$0	\$361	\$0
244	Crew Leader	100010363	00049	Narragansett Electric Company	\$0	\$1,332	\$0
245	Lead Splicer	100010410	00049	Narragansett Electric Company	\$80	\$2,947	\$0
246	Troubleshooter	100010432	00049	Narragansett Electric Company	\$193	\$4,021	\$0
247	Lead Splicer	100010584	00049	Narragansett Electric Company	\$43	\$486	\$0
248	Lead Splicer	100010646	00049	Narragansett Electric Company	\$75	\$3,186	\$0
249	Lead Splicer	100010649	00049	Narragansett Electric Company	\$40	\$3,081	\$0
250	Meterworker 1/C	100010657	00049	Narragansett Electric Company	\$0	\$398	\$0
251	Troubleshooter	100010880	00049	Narragansett Electric Company	\$39	\$549	\$0
252	Troubleshooter	100011011	00049	Narragansett Electric Company	\$155	\$512	\$0
253	Lineworker 1/C	100011028	00049	Narragansett Electric Company	\$31	\$1,216	\$0
254	Lineworker 2/C	100011034	00049	Narragansett Electric Company	\$0	\$951	\$0
255	Operations Clerk	100011039	00049	Narragansett Electric Company	\$0	\$2,113	\$0
256	Meter Worker Assoc 80	100011040	00049	Narragansett Electric Company	\$0	\$492	\$0
257	Material Handler B	100011046	00049	Narragansett Electric Company	\$0	\$929	\$0
258	Troubleshooter	100011185	00049	Narragansett Electric Company	\$107	\$2,399	\$0
259	Crew Leader	100011327	00049	Narragansett Electric Company	\$89	\$2,917	\$0
260	Performance Svr	100011339	00049	Narragansett Electric Company	\$0	\$1,779	\$0
261	Lineworker 1/C	100011401	00049	Narragansett Electric Company	\$45	\$1,854	\$100
262	Crew Leader	100011621	00049	Narragansett Electric Company	\$89	\$2,362	\$0
263	Working Leader (80)	100011723	00049	Narragansett Electric Company	\$0	\$2,714	\$0
264	Maintenance Worker 1/C	100011828	00049	Narragansett Electric Company	\$0	\$1,058	\$0
265	Crew Leader	100011860	00049	Narragansett Electric Company	\$0	\$1,831	\$0
266	Troubleshooter	100011963	00049	Narragansett Electric Company	\$59	\$666	\$0
267	Lineworker 1/C	100012032	00049	Narragansett Electric Company	\$134	\$1,872	\$0
268	O&M Worker 1/C Test	100015314	00049	Narragansett Electric Company	\$40	\$2,832	\$20
269	O&M Worker 1/C Test	100015447	00049	Narragansett Electric Company	\$40	\$2,119	\$0
270	O&M Worker 1/C Test	100015455	00049	Narragansett Electric Company	\$0	\$453	\$0
271	Crew Leader	100016041	00049	Narragansett Electric Company	\$39	\$2,308	\$100
272	Troubleshooter	100016116	00049	Narragansett Electric Company	\$73	\$3,393	\$0
273	Crew Leader	100016118	00049	Narragansett Electric Company	\$45	\$2,656	\$0
274	Metering Serv Rep	100016308	00049	Narragansett Electric Company	\$0	\$481	\$0
275	Fleet Working Leader w/cert	100016476	00049	Narragansett Electric Company	\$0	\$2,240	\$0
276	Crew Leader	100016565	00049	Narragansett Electric Company	\$101	\$3,620	\$100
277	Crew Leader	100016620	00049	Narragansett Electric Company	\$0	\$1,915	\$0
278	Lead Supervisor	100016626	00049	Narragansett Electric Company	\$0	\$609	\$0
279	Working Leader	100016649	00049	Narragansett Electric Company	\$0	\$2,137	\$0
280	Cable Splicer 1/C	100016770	00049	Narragansett Electric Company	\$10	\$2,001	\$0
281	Troubleshooter	100016773	00049	Narragansett Electric Company	\$60	\$864	\$0
282	Meterworker 1/C	100016775	00049	Narragansett Electric Company	\$0	\$1,812	\$0
283	O&M Worker 1/C Test	100016781	00049	Narragansett Electric Company	\$5	\$444	\$0
284	Lineworker 1/C	100016827	00049	Narragansett Electric Company	\$0	\$2,737	\$0
285	Lead Splicer	100016938	00049	Narragansett Electric Company	\$54	\$3,484	\$0
286	Lineworker 1/C	100016941	00049	Narragansett Electric Company	\$189	\$8,343	\$0
287	Lead Supervisor	100016964	00049	Narragansett Electric Company	\$79	\$1,186	\$0
288	Material Handler B	100016971	00049	Narragansett Electric Company	\$0	\$1,085	\$0
289	Meter Worker Assoc 80	100016994	00049	Narragansett Electric Company	\$0	\$1,175	\$0
290	Troubleshooter	100017009	00049	Narragansett Electric Company	\$57	\$1,794	\$0
291	Material Handler B	100017249	00049	Narragansett Electric Company	\$0	\$814	\$0
292	Lead Splicer	100017297	00049	Narragansett Electric Company	\$0	\$956	\$0
293	Lineworker 1/C	100017337	00049	Narragansett Electric Company	\$45	\$510	\$0
294	Cable Splicer 3/C	100017361	00049	Narragansett Electric Company	\$38	\$2,116	\$0
295	Crew Leader	100017416	00049	Narragansett Electric Company	\$207	\$10,218	\$0
296	Working Leader O&M Test	100017475	00049	Narragansett Electric Company	\$0	\$2,182	\$44
297	Cable Splicer 1/C	100017476	00049	Narragansett Electric Company	\$39	\$479	\$100
298	Crew Leader	100017479	00049	Narragansett Electric Company	\$47	\$2,625	\$0
299	Lineworker 1/C	100017480	00049	Narragansett Electric Company	\$189	\$9,314	\$0
300	Crew Leader	100017486	00049	Narragansett Electric Company	\$207	\$10,155	\$0

The Narragansett Electric Company
d/b/a National Grid
Final Storm Cost Accounting: 2010 and 2011 Storm Events
R.I.P.U.C. Docket No. 2509
Schedule 6-F-1
Page 5 of 8

The Narragansett Electric Company
Summary of Final Storm Costs
October 2011 Snowstorm
Payroll Costs by Employee ID

Grand Total: \$726,568

Line #	Job Cd Descr	Empl Id	Orig Business Unit	Orig Bus Unit Descr	Base Pay	Overtime	Miscellaneous Pay
(a)	(b)	(c)	(d)	(e)	(f)	(g)	
301	Crew Leader	100017489	00049	Narragansett Electric Company	\$45	\$2,830	\$0
302	Crew Leader	100017493	00049	Narragansett Electric Company	\$207	\$10,134	\$0
303	Director	100017508	00049	Narragansett Electric Company	\$0	\$0	\$1,920
304	Lineworker 1/C	100017523	00049	Narragansett Electric Company	\$45	\$499	\$0
305	Crew Leader	100017541	00049	Narragansett Electric Company	\$45	\$2,021	\$0
306	O&M Worker 1/C Test	100017544	00049	Narragansett Electric Company	\$0	\$1,947	\$44
307	Crew Leader	100017560	00049	Narragansett Electric Company	\$0	\$1,831	\$0
308	Crew Leader	100017564	00049	Narragansett Electric Company	\$207	\$10,199	\$0
309	Material Handler	100017575	00049	Narragansett Electric Company	\$33	\$1,411	\$0
310	Working Leader	100017594	00049	Narragansett Electric Company	\$0	\$829	\$0
311	Work Coordinator	100017613	00049	Narragansett Electric Company	\$113	\$2,132	\$0
312	Meter Worker Assoc 80	100017652	00049	Narragansett Electric Company	\$0	\$1,147	\$0
313	Troubleshooter	100017657	00049	Narragansett Electric Company	\$48	\$561	\$0
314	Cable Splicer 1/C	100018322	00049	Narragansett Electric Company	\$49	\$2,787	\$0
315	Meter Reader 80	100018349	00049	Narragansett Electric Company	\$0	\$1,631	\$0
316	Meter Reader 80	100018352	00049	Narragansett Electric Company	\$0	\$1,613	\$0
317	Meter Reader 80	100018364	00049	Narragansett Electric Company	\$0	\$2,218	\$0
318	Troubleshooter	100018560	00049	Narragansett Electric Company	\$45	\$1,096	\$0
319	Cable Splicer 1/C	100018621	00049	Narragansett Electric Company	\$0	\$1,114	\$0
320	Meter Reader 80	100018623	00049	Narragansett Electric Company	\$0	\$1,958	\$0
321	Meter Worker Assoc 80	100018626	00049	Narragansett Electric Company	\$0	\$1,236	\$0
322	Meter Reader 80	100018629	00049	Narragansett Electric Company	\$0	\$1,680	\$0
323	Meter Reader 80	100018632	00049	Narragansett Electric Company	\$0	\$1,631	\$0
324	Meter Worker Assoc 80	100018633	00049	Narragansett Electric Company	\$0	\$751	\$0
325	Meter Worker Assoc 80	100018661	00049	Narragansett Electric Company	\$0	\$1,598	\$0
326	Lineworker 1/C	100018709	00049	Narragansett Electric Company	\$82	\$2,187	\$0
327	Meter Reader 80	100018923	00049	Narragansett Electric Company	\$0	\$2,445	\$0
328	Cable Splicer 1/C	100018999	00049	Narragansett Electric Company	\$49	\$3,250	\$0
329	Lineworker 1/C	100019120	00049	Narragansett Electric Company	\$0	\$1,463	\$0
330	Troubleshooter	100019121	00049	Narragansett Electric Company	\$48	\$534	\$0
331	Lead Splicer	100046930	00049	Narragansett Electric Company	\$86	\$2,661	\$0
332	Meter Worker Assoc 80	100046936	00049	Narragansett Electric Company	\$0	\$1,475	\$0
333	O&M Worker 3/C	100047047	00049	Narragansett Electric Company	\$30	\$1,565	\$0
334	Meter Reader 80	100047941	00049	Narragansett Electric Company	\$0	\$1,595	\$0
335	Meter Reader 80	100048022	00049	Narragansett Electric Company	\$0	\$1,740	\$0
336	O&M Worker 3/C	100048181	00049	Narragansett Electric Company	\$30	\$1,441	\$0
337	Lineworker 1/C	100048195	00049	Narragansett Electric Company	\$41	\$1,672	\$0
338	Lineworker 1/C	100048196	00049	Narragansett Electric Company	\$0	\$1,735	\$0
339	Lineworker 1/C	100048197	00049	Narragansett Electric Company	\$0	\$1,729	\$0
340	Lineworker 1/C	100048198	00049	Narragansett Electric Company	\$0	\$1,672	\$0
341	O&M Worker 1/C Test	100048199	00049	Narragansett Electric Company	\$40	\$2,115	\$0
342	O&M Worker 1/C Test	100048200	00049	Narragansett Electric Company	\$40	\$2,512	\$200
343	O&M Worker 1/C Test	100048229	00049	Narragansett Electric Company	\$0	\$1,333	\$100
344	O&M Worker 1/C Test	100048242	00049	Narragansett Electric Company	\$40	\$2,132	\$200
345	Meter Reader 80	100048414	00049	Narragansett Electric Company	\$0	\$1,704	\$0
346	Meter Reader 80	100048510	00049	Narragansett Electric Company	\$0	\$2,465	\$0
347	Meter Worker Assoc 80	100048677	00049	Narragansett Electric Company	\$0	\$492	\$0
348	Metering Serv Rep	100048753	00049	Narragansett Electric Company	\$0	\$498	\$0
349	O&M Worker 1/C Test	100049651	00049	Narragansett Electric Company	\$40	\$2,127	\$200
350	O&M Worker 3/C	100050850	00049	Narragansett Electric Company	\$30	\$1,565	\$100
351	Meter Reader 80	100051048	00049	Narragansett Electric Company	\$0	\$1,897	\$0
352	Meter Reader 80	100051049	00049	Narragansett Electric Company	\$0	\$1,825	\$0
353	Meter Reader 80	100053441	00049	Narragansett Electric Company	\$0	\$1,305	\$0
354	Auto/Truck Tech 1/C w/cert	100054795	00049	Narragansett Electric Company	\$0	\$1,335	\$0
355	Troubleshooter	100711133	00049	Narragansett Electric Company	\$48	\$557	\$0
356	Lineworker 2/C	100711134	00049	Narragansett Electric Company	\$32	\$1,347	\$0
357	Lineworker 2/C	100711184	00049	Narragansett Electric Company	\$64	\$1,408	\$0
358	Lineworker 2/C	100711186	00049	Narragansett Electric Company	\$58	\$1,627	\$200
359	Lineworker 2/C	100711187	00049	Narragansett Electric Company	\$0	\$892	\$0
360	Lineworker 2/C	100711188	00049	Narragansett Electric Company	\$89	\$2,784	\$0
361	Lineworker 2/C	100711229	00049	Narragansett Electric Company	\$32	\$1,367	\$0
362	Lineworker 2/C	100711237	00049	Narragansett Electric Company	\$0	\$951	\$0
363	Cable Splicer Apprentice	100711288	00049	Narragansett Electric Company	\$25	\$2,249	\$0
364	Lineworker 2/C	100711290	00049	Narragansett Electric Company	\$71	\$2,330	\$0
365	Lineworker 2/C	100711583	00049	Narragansett Electric Company	\$0	\$1,010	\$0
366	Lineworker 2/C	100711584	00049	Narragansett Electric Company	\$32	\$1,434	\$0
367	Lineworker 2/C	100711585	00049	Narragansett Electric Company	\$82	\$1,473	\$300
368	Lineworker 2/C	100711587	00049	Narragansett Electric Company	\$32	\$1,456	\$0
369	Lineworker 2/C	100711589	00049	Narragansett Electric Company	\$0	\$892	\$0
370	Lineworker 2/C	100711590	00049	Narragansett Electric Company	\$32	\$2,426	\$300
371	Cable Splicer 3/C	100711601	00049	Narragansett Electric Company	\$15	\$2,115	\$0
372	Cable Splicer 3/C	100711602	00049	Narragansett Electric Company	\$31	\$343	\$0
373	Lineworker 3/C	100711603	00049	Narragansett Electric Company	\$60	\$928	\$0
374	Cable Splicer Apprentice	100711635	00049	Narragansett Electric Company	\$51	\$2,163	\$0
375	Meter Worker Assoc 80	100711722	00049	Narragansett Electric Company	\$22	\$0	\$0

The Narragansett Electric Company
d/b/a National Grid
Final Storm Cost Accounting: 2010 and 2011 Storm Events
R.I.P.U.C. Docket No. 2509
Schedule 6-F-1
Page 6 of 8

The Narragansett Electric Company
Summary of Final Storm Costs
October 2011 Snowstorm
Payroll Costs by Employee ID

Grand Total: \$726,568

Line #	Job Cd Descr	Empl Id	Orig Business Unit	Orig Bus Unit Descr	Base Pay	Overtime	Miscellaneous Pay
(a)	(b)	(c)	(d)	(e)	(f)	(g)	
376	Meter Worker Assoc 80	100711729	00049	Narragansett Electric Company	\$22	\$0	\$0
377	Lineworker 3/C	100711738	00049	Narragansett Electric Company	\$53	\$1,938	\$200
378	Lineworker 3/C	100711739	00049	Narragansett Electric Company	\$53	\$2,045	\$200
379	Lineworker 3/C	100711740	00049	Narragansett Electric Company	\$64	\$2,045	\$300
380	Lineworker 3/C	100711745	00049	Narragansett Electric Company	\$64	\$2,045	\$300
381	Auto/Truck Tech 3/C w/cert	100711748	00049	Narragansett Electric Company	\$0	\$1,631	\$0
382	Lineworker 3/C	100711751	00049	Narragansett Electric Company	\$91	\$1,819	\$0
383	Lineworker 3/C	100713867	00049	Narragansett Electric Company	\$91	\$1,819	\$0
384	Director	100000201	00099	National Grid USA Service Co.	\$431	\$0	\$0
385	Sr Tlcms Technician	100000205	00099	National Grid USA Service Co.	\$0	\$671	\$0
386	Director	100000282	00099	National Grid USA Service Co.	\$104	\$0	\$0
387	Lead Engineer	100000285	00099	National Grid USA Service Co.	\$1,132	\$1,797	\$0
388	Director	100000309	00099	National Grid USA Service Co.	\$181	\$0	\$248
389	Director	100000362	00099	National Grid USA Service Co.	\$0	\$0	\$180
390	Coord Emergency Preparedness	100000441	00099	National Grid USA Service Co.	\$0	\$1,038	\$0
391	IT Analyst	100000776	00099	National Grid USA Service Co.	\$79	\$85	\$0
392	Manager	100001095	00099	National Grid USA Service Co.	\$33	\$37	\$0
393	Svr Metering Svcs	100001223	00099	National Grid USA Service Co.	\$359	\$1,493	\$0
394	Operations Clerk	100001326	00099	National Grid USA Service Co.	\$183	\$779	\$0
395	VP Cust & Business Strategy	100001341	00099	National Grid USA Service Co.	\$844	\$0	\$0
396	Lead IT Analyst	100001634	00099	National Grid USA Service Co.	\$0	\$3	\$0
397	Prin Engineer	100001816	00099	National Grid USA Service Co.	\$375	\$1,617	\$0
398	Sr IT Analyst	100002014	00099	National Grid USA Service Co.	\$0	\$50	\$0
399	Operations Clerk	100002074	00099	National Grid USA Service Co.	\$0	\$412	\$0
400	Coordinator	100002270	00099	National Grid USA Service Co.	\$0	\$316	\$0
401	Operations Clerk	100002393	00099	National Grid USA Service Co.	\$0	\$341	\$0
402	Energy Eff Consultant	100002472	00099	National Grid USA Service Co.	\$0	\$254	\$0
403	IT Analyst	100002727	00099	National Grid USA Service Co.	\$12	\$0	\$0
404	Lead Business Specialist	100002760	00099	National Grid USA Service Co.	\$0	\$519	\$0
405	VP Safety Health & Environment	100003121	00099	National Grid USA Service Co.	\$355	\$0	\$0
406	Lead Training Rep	100003514	00099	National Grid USA Service Co.	\$0	\$918	\$0
407	Sr IT Analyst	100003541	00099	National Grid USA Service Co.	\$71	\$52	\$0
408	Lead IT Analyst	100003926	00099	National Grid USA Service Co.	\$64	\$41	\$0
409	Director	100004034	00099	National Grid USA Service Co.	\$143	\$0	\$0
410	Mgr Distribution Dispatch	100004040	00099	National Grid USA Service Co.	\$0	\$268	\$0
411	Lead Coordinator	100004752	00099	National Grid USA Service Co.	\$0	\$569	\$0
412	Operations Clerk	100004781	00099	National Grid USA Service Co.	\$0	\$759	\$0
413	Relay Technician	100004938	00099	National Grid USA Service Co.	\$0	\$367	\$0
414	Manager	100004956	00099	National Grid USA Service Co.	\$0	\$84	\$0
415	Sr Analyst	100005206	00099	National Grid USA Service Co.	\$153	\$0	\$0
416	Lead IT Analyst	100005247	00099	National Grid USA Service Co.	\$52	\$93	\$0
417	Lead Supervisor	100005353	00099	National Grid USA Service Co.	\$52	\$171	\$0
418	Operations Clerk	100005510	00099	National Grid USA Service Co.	\$0	\$445	\$0
419	Lead Analyst	100005908	00099	National Grid USA Service Co.	\$0	\$34	\$0
420	Sr Supervisor	100006093	00099	National Grid USA Service Co.	\$0	\$808	\$0
421	Sr Relay Technician	100006420	00099	National Grid USA Service Co.	\$0	\$636	\$0
422	Manager	100006889	00099	National Grid USA Service Co.	\$191	\$898	\$0
423	Operations Clerk	100007231	00099	National Grid USA Service Co.	\$0	\$1,802	\$0
424	Manager	100007408	00099	National Grid USA Service Co.	\$58	\$94	\$0
425	Coordinator	100007788	00099	National Grid USA Service Co.	(\$1)	\$174	\$0
426	Coordinator	100007926	00099	National Grid USA Service Co.	\$63	\$146	\$0
427	Sr IT Analyst	100008121	00099	National Grid USA Service Co.	\$0	\$20	\$0
428	Operations Clerk	100008642	00099	National Grid USA Service Co.	\$396	\$1,006	\$0
429	Sr Analyst	100009057	00099	National Grid USA Service Co.	\$0	\$25	\$0
430	Director	100009256	00099	National Grid USA Service Co.	\$126	\$0	\$199
431	Supervisor	100009411	00099	National Grid USA Service Co.	\$0	\$793	\$0
432	Lead Analyst	100009502	00099	National Grid USA Service Co.	\$68	\$134	\$0
433	IT Analyst	100009605	00099	National Grid USA Service Co.	\$54	\$56	\$0
434	Sr Coordinator	100009671	00099	National Grid USA Service Co.	\$0	\$890	\$0
435	Executive Asst to Band B	100009949	00099	National Grid USA Service Co.	\$56	\$84	\$0
436	VP Project Management	100010512	00099	National Grid USA Service Co.	\$134	\$0	\$0
437	Executive Asst to COO	100011784	00099	National Grid USA Service Co.	\$0	\$7	\$0
438	Sr Analyst	100012046	00099	National Grid USA Service Co.	\$0	\$22	\$0
439	Assistant Analyst	100016467	00099	National Grid USA Service Co.	\$0	\$454	\$0
440	Manager	100016497	00099	National Grid USA Service Co.	\$0	\$89	\$0
441	Sr Safety Rep	100016711	00099	National Grid USA Service Co.	\$311	\$1,212	\$0
442	Sr Relay Technician	100016861	00099	National Grid USA Service Co.	\$0	\$635	\$0
443	Lead Training Rep	100016935	00099	National Grid USA Service Co.	\$0	\$2,831	\$0
444	Lead Acct Manager	100017096	00099	National Grid USA Service Co.	\$0	\$214	\$0
445	Lead Acct Manager	100017126	00099	National Grid USA Service Co.	\$0	\$202	\$0
446	Manager	100017147	00099	National Grid USA Service Co.	\$47	\$0	\$0
447	Lead Acct Manager	100017186	00099	National Grid USA Service Co.	\$0	\$1,051	\$0
448	Associate Operator	100017243	00099	National Grid USA Service Co.	\$0	\$533	\$0
449	Manager	100017290	00099	National Grid USA Service Co.	\$106	\$472	\$0
450	Operations Clerk	100017470	00099	National Grid USA Service Co.	\$92	\$1,008	\$0

The Narragansett Electric Company
d/b/a National Grid
Final Storm Cost Accounting: 2010 and 2011 Storm Events
R.I.P.U.C. Docket No. 2509
Schedule 6-F-1
Page 7 of 8

The Narragansett Electric Company
Summary of Final Storm Costs
October 2011 Snowstorm
Payroll Costs by Employee ID

Grand Total: \$726,568

Line #	Job Cd Descr	Empl Id	Orig Business Unit	Orig Bus Unit Descr	Base Pay	Overtime	Miscellaneous Pay
(a)	(b)	(c)	(d)	(e)	(f)	(g)	
451	Senior Business Specialist	100017550	00099	National Grid USA Service Co.	\$0	\$99	\$0
452	Sr IT Engineer	100017675	00099	National Grid USA Service Co.	\$40	\$37	\$0
453	Lead Engineer	100017684	00099	National Grid USA Service Co.	\$0	\$469	\$0
454	Sr Scheduler	100017709	00099	National Grid USA Service Co.	\$0	\$706	\$0
455	Shift Supervisor Control Room	100017749	00099	National Grid USA Service Co.	\$0	\$312	\$0
456	Distribution Scheduler	100017750	00099	National Grid USA Service Co.	\$160	\$464	\$0
457	Manager	100017873	00099	National Grid USA Service Co.	\$0	\$663	\$0
458	Lead Project Manager	100018152	00099	National Grid USA Service Co.	\$62	\$120	\$0
459	Sr Analyst	100018275	00099	National Grid USA Service Co.	\$72	\$52	\$0
460	Manager	100018294	00099	National Grid USA Service Co.	\$71	\$192	\$0
461	Sr Supervisor	100018457	00099	National Grid USA Service Co.	\$0	\$345	\$0
462	Svr Metering Svcs	100018625	00099	National Grid USA Service Co.	\$0	\$872	\$0
463	Supervisor	100019044	00099	National Grid USA Service Co.	\$0	\$290	\$0
464	Sr IT Analyst	100019147	00099	National Grid USA Service Co.	\$0	\$42	\$0
465	Lead Supervisor	100019182	00099	National Grid USA Service Co.	\$645	\$1,086	\$0
466	VP Asset Management	100019285	00099	National Grid USA Service Co.	\$111	\$0	\$0
467	Director	100019331	00099	National Grid USA Service Co.	\$70	\$0	\$0
468	Manager	100019349	00099	National Grid USA Service Co.	\$98	\$0	\$0
469	Sr Analyst	100019468	00099	National Grid USA Service Co.	\$0	\$13	\$0
470	Sr Analyst	100019540	00099	National Grid USA Service Co.	\$89	\$98	\$0
471	Lead IT Analyst	100019580	00099	National Grid USA Service Co.	\$70	\$99	\$0
472	Director	100019674	00099	National Grid USA Service Co.	\$0	\$0	\$66
473	Manager	100020750	00099	National Grid USA Service Co.	\$0	\$37	\$0
474	Supervisor	100022460	00099	National Grid USA Service Co.	\$0	\$725	\$0
475	Sr Analyst	100025258	00099	National Grid USA Service Co.	\$0	\$179	\$0
476	Manager	100025787	00099	National Grid USA Service Co.	\$41	\$118	\$0
477	Manager	100027628	00099	National Grid USA Service Co.	\$0	\$394	\$0
478	Director	100029791	00099	National Grid USA Service Co.	\$169	\$0	\$0
479	Director	100031867	00099	National Grid USA Service Co.	\$0	\$0	\$199
480	Coordinator	100045947	00099	National Grid USA Service Co.	\$32	\$0	\$0
481	Sr Partner	100045949	00099	National Grid USA Service Co.	\$57	\$27	\$0
482	Engineer Manager	100046037	00099	National Grid USA Service Co.	\$77	\$168	\$0
483	Sr Analyst	100046059	00099	National Grid USA Service Co.	\$55	\$142	\$0
484	Lead Program Manager	100046083	00099	National Grid USA Service Co.	\$143	\$671	\$0
485	Customer Solutions Specialist	100046138	00099	National Grid USA Service Co.	\$234	\$1,652	\$0
486	Lead Commtn Rep	100046175	00099	National Grid USA Service Co.	\$0	\$2,635	\$0
487	Lead Program Manager	100046635	00099	National Grid USA Service Co.	\$0	\$695	\$0
488	Lead Engineer	100046678	00099	National Grid USA Service Co.	\$0	\$646	\$0
489	Executive Asst to Band B	100046813	00099	National Grid USA Service Co.	\$45	\$20	\$0
490	Sr Analyst	100046900	00099	National Grid USA Service Co.	\$39	\$94	\$0
491	Analyst	100047293	00099	National Grid USA Service Co.	\$0	\$17	\$0
492	Distribution Scheduler	100048222	00099	National Grid USA Service Co.	\$37	\$59	\$0
493	Lead Program Manager	100048253	00099	National Grid USA Service Co.	\$0	\$528	\$0
494	Training Rep	100048259	00099	National Grid USA Service Co.	\$0	\$16	\$0
495	Asc Safety Rep	100048301	00099	National Grid USA Service Co.	\$0	\$616	\$0
496	Sr Sales Rep	100048379	00099	National Grid USA Service Co.	\$0	\$146	\$0
497	Manager	100048413	00099	National Grid USA Service Co.	\$0	\$644	\$0
498	Lead Acct Manager	100048419	00099	National Grid USA Service Co.	\$0	\$202	\$0
499	Lead Supervisor	100048438	00099	National Grid USA Service Co.	\$308	\$1,452	\$0
500	Administrative Assistant	100048462	00099	National Grid USA Service Co.	\$0	\$319	\$0
501	Lead Supervisor	100048517	00099	National Grid USA Service Co.	\$634	\$1,703	\$0
502	Manager	100048523	00099	National Grid USA Service Co.	\$0	\$188	\$0
503	Manager	100048584	00099	National Grid USA Service Co.	\$20	\$341	\$0
504	Lead Info Analyst	100048630	00099	National Grid USA Service Co.	\$0	\$67	\$0
505	IT Analyst	100048700	00099	National Grid USA Service Co.	\$0	\$27	\$0
506	Manager	100048762	00099	National Grid USA Service Co.	\$0	\$29	\$0
507	Lead IT Analyst	100048842	00099	National Grid USA Service Co.	\$44	\$56	\$0
508	Executive Advisor	100051809	00099	National Grid USA Service Co.	\$0	\$112	\$0
509	Distribution Scheduler	100051861	00099	National Grid USA Service Co.	\$69	\$83	\$0
510	Analyst	100052198	00099	National Grid USA Service Co.	\$0	\$49	\$0
511	Coordinator	100053236	00099	National Grid USA Service Co.	\$0	\$105	\$0
512	Distribution Scheduler	100053354	00099	National Grid USA Service Co.	\$50	\$145	\$0
513	Asc Analyst	100053945	00099	National Grid USA Service Co.	\$0	\$95	\$0
514	Telecoms Technician	100053946	00099	National Grid USA Service Co.	\$0	\$136	\$0
515	Customer Solutions Specialist	100054171	00099	National Grid USA Service Co.	\$364	\$555	\$0
516	Sr Partner	100054359	00099	National Grid USA Service Co.	\$62	\$97	\$0
517	Lead Analyst	100054608	00099	National Grid USA Service Co.	\$0	\$35	\$0
518	Lead Analyst	100054878	00099	National Grid USA Service Co.	\$16	\$72	\$0
519	System Ctl Center Optr	100063956	00099	National Grid USA Service Co.	\$0	\$594	\$0
520	System Ctl Center Optr	100063965	00099	National Grid USA Service Co.	\$0	\$1,188	\$0
521	Distribution Scheduler	100711115	00099	National Grid USA Service Co.	\$86	\$225	\$0
522	Distribution Scheduler	100711119	00099	National Grid USA Service Co.	\$65	\$128	\$0
523	Director	100711139	00099	National Grid USA Service Co.	\$226	\$0	\$0
524	Sr Coordinator	100711192	00099	National Grid USA Service Co.	\$0	\$147	\$0
525	Coordinator	100711193	00099	National Grid USA Service Co.	\$2,161	\$170	\$0

The Narragansett Electric Company
d/b/a National Grid
Final Storm Cost Accounting: 2010 and 2011 Storm Events
R.I.P.U.C. Docket No. 2509
Schedule 6-F-1
Page 8 of 8

The Narragansett Electric Company
Summary of Final Storm Costs
October 2011 Snowstorm
Payroll Costs by Employee ID

Grand Total: \$726,568

Line #	Job Cd Descr	Empl Id	Orig Business Unit	Orig Bus Unit Descr	Base Pay	Overtime	Miscellaneous Pay
	(a)	(b)	(c)	(d)	(e)	(f)	(g)
526	Coordinator	100711217	00099	National Grid USA Service Co.	\$61	\$171	\$0
527	Sr Coordinator	100711294	00099	National Grid USA Service Co.	\$56	\$137	\$0
528	Asc Engineer	100711324	00099	National Grid USA Service Co.	\$24	\$94	\$0
529	Assoc Scheduler	100711442	00099	National Grid USA Service Co.	\$0	\$76	\$0
530	Assoc Customer Solutions Spec	100711443	00099	National Grid USA Service Co.	\$429	\$878	\$0
531	Director	100711449	00099	National Grid USA Service Co.	\$0	\$0	\$199
532	Executive Advisor	100711486	00099	National Grid USA Service Co.	\$54	\$48	\$0
533	Sr Analyst	100711522	00099	National Grid USA Service Co.	\$53	\$166	\$0
534	Principal Analyst	100711529	00099	National Grid USA Service Co.	\$106	\$204	\$0
535	Manager	100711532	00099	National Grid USA Service Co.	\$82	\$132	\$0
536	Svr Forestry	100711623	00099	National Grid USA Service Co.	\$839	\$2,475	\$0
537	Lead Program Manager	100711641	00099	National Grid USA Service Co.	\$71	\$40	\$0
538	Manager	100711660	00099	National Grid USA Service Co.	\$82	\$92	\$0
539	Coordinator	100711733	00099	National Grid USA Service Co.	\$66	\$138	\$0
540	Analyst	100711767	00099	National Grid USA Service Co.	\$0	\$211	\$0
541	VP Operations Support	100711772	00099	National Grid USA Service Co.	\$483	\$0	\$0
542	Analyst	100713145	00099	National Grid USA Service Co.	\$0	\$23	\$0
543	Asc Engineer	100713672	00099	National Grid USA Service Co.	\$0	\$60	\$0
544	Working Leader	16617	00431	KeySpan	\$345	\$960	\$12
545	Analyst	16666	00431	KeySpan	\$8	\$0	\$0
546	Manager	17702	00431	KeySpan	\$0	\$858	\$0
547	Analyst	17714	00431	KeySpan	\$60	\$588	\$0
548	Manager	18435	00431	KeySpan	\$0	\$780	\$0
549	Manager	21443	00431	KeySpan	\$0	\$534	\$0
550	Senior Instructor	24171	00431	KeySpan	\$357	\$402	\$0
551	Senior Scientist	24171	00431	KeySpan	\$0	\$3,216	\$0
552	Associate Analyst Bus	17481	00431	KeySpan	\$0	\$50	\$0
553	Director	23779	00431	KeySpan	\$0	\$0	\$120
554	Director	24145	00431	KeySpan	\$0	\$0	\$120

The Narragansett Electric Company
Summary of Final Storm Costs
October 2011 Snowstorm
Overhead Allocations

Grand Total: \$159,062

<u>Line #</u>	<u>Expense Type</u> (a)	<u>Expense Type Descr</u> (b)	<u>Amount</u> (c)
1	A50	Capital Overheads	\$2,688
2	A60	Supervision & Admin	\$13,602
3	A65	Service Co Operating Costs	(\$1,107)
4	B01	FAS 106	\$19,937
5	B02	FAS 112	\$3,624
6	B03	Health Care	\$21,022
7	B04	Group Life Insurance	\$1,810
8	B05	Other Benefits	\$1,251
9	B06	Pension	\$30,126
10	B07	Thrift Plan	\$8,827
11	B08	Workers Comp	\$1,424
12	B09	Payroll Taxes	\$12,469
13	M50	Materials Stores Handling	\$439
14	P30	Variable & Misc Pay	\$13,496
15	P50	Time Not Worked	\$29,455

The Narragansett Electric Company
d/b/a National Grid
Final Storm Cost Accounting: 2010 and 2011 Storm Events
R.I.P.U.C. Docket No. 2509
Schedule 6-H
Page 1 of 2

The Narragansett Electric Company
Summary of Final Storm Costs
October 2011 Snowstorm
Transportation Costs

Grand Total: \$15,377

Line #	Orig Business Unit (a)	Orig Bus Unit Descr (b)	Vehicle Class (c)	Vehicle Descr (d)	Amount (e)
1	00005	Massachusetts Electric Company	RR120	DAKOTA EXT 4WD	\$544
2	00005	Massachusetts Electric Company	RR140	RAM 2500 QUAD 4WD	\$109
3	00005	Massachusetts Electric Company	RR190	EXPRESS CUTAWAY	\$192
4	00005	Massachusetts Electric Company	RR200	F350 SD CHASSIS 4WD	\$277
5	00005	Massachusetts Electric Company	RR215	MT45 INCOMPLETE CHASSIS	\$197
6	00005	Massachusetts Electric Company	RR215	WALKVAN MD	\$210
7	00036	Niagara Mohawk Power Corp	RR120	DAKOTA EXT 4WD	\$46
8	00048	Narragansett Gas Company	RR050	MINI PICKUP	\$391
9	00048	Narragansett Gas Company	RR050	PICKUP	\$74
10	00048	Narragansett Gas Company	RR080	10JEEPXMJL74	\$54
11	00048	Narragansett Gas Company	RR100	10GMCXXTG23405	\$79
12	00048	Narragansett Gas Company	RR100	CARGO VAN	\$892
13	00048	Narragansett Gas Company	RR100	E 250 CARGO COMM	\$162
14	00048	Narragansett Gas Company	RR100	SAVANA CGO 2500	\$94
15	00048	Narragansett Gas Company	RR120	DAKOTA EXT 4WD	\$136
16	00048	Narragansett Gas Company	RR120	MINI PICKUP 4X4	\$155
17	00048	Narragansett Gas Company	RR190	F450 SD CHASSIS	\$896
18	00048	Narragansett Gas Company	RR210	DUMP TRUCK	\$406
19	00048	Narragansett Gas Company	RR240	4X2 CAB CHASSIS	\$959
20	00048	Narragansett Gas Company	RR240	4X2 CAB CHASSIS - VANAR GENAIR	\$253
21	00048	Narragansett Gas Company	RR240	CREW TRUCK	\$420
22	00048	Narragansett Gas Company	RR240	TRUCK MD	\$343
23	00049	Narragansett Electric Company	RR050	SINGLE REEL CARGO TRAILER	\$11
24	00049	Narragansett Electric Company	RR080	10JEEPXMJL74	\$31
25	00049	Narragansett Electric Company	RR100	10GMCXXTG23405	\$7
26	00049	Narragansett Electric Company	RR100	E 250 CARGO COMM	\$24
27	00049	Narragansett Electric Company	RR100	RAM 1500 QUAD 4X PU	\$10
28	00049	Narragansett Electric Company	RR100	SAVANA CGO 1500 AWD	\$105
29	00049	Narragansett Electric Company	RR100	SAVANA CGO 2500	\$21
30	00049	Narragansett Electric Company	RR120	DAKOTA EXT 4WD	\$1,385
31	00049	Narragansett Electric Company	RR140	RAM 2500 4WD	\$63
32	00049	Narragansett Electric Company	RR140	RAM 2500 QUAD 4X PU	\$14
33	00049	Narragansett Electric Company	RR140	SAFARI CARGO 4X4 AWD	\$88
34	00049	Narragansett Electric Company	RR140	SAFARI CARGO AWD	\$75
35	00049	Narragansett Electric Company	RR140	SAFARI CARGO VAN	\$34
36	00049	Narragansett Electric Company	RR140	SIERA 2500 4WD	\$17
37	00049	Narragansett Electric Company	RR140	SIERA 2500 EXT 4WD	\$27
38	00049	Narragansett Electric Company	RR140	SIERA 2500HD CRW 4X PU	\$37
39	00049	Narragansett Electric Company	RR190	W/UNION CITY BODY	\$64
40	00049	Narragansett Electric Company	RR190	WITH UNION CITY BODY	\$45
41	00049	Narragansett Electric Company	RR200	F450 SD CHASSIS 4WD	\$62
42	00049	Narragansett Electric Company	RR215	MT45 INCOMPLETE CHASSIS	\$225
43	00049	Narragansett Electric Company	RR215	WALKVAN MD	\$421
44	00049	Narragansett Electric Company	RR290	4000 SERIES CAB & CHASSIS	\$38
45	00049	Narragansett Electric Company	RR290	4X2 CAB CHASSIS	\$711
46	00049	Narragansett Electric Company	RR290	4X2 CAB CHASSIS W ALTEC AER-TA	\$121
47	00049	Narragansett Electric Company	RR290	W/TELELECT SC-45	\$471
48	00049	Narragansett Electric Company	RR310	4X2 CAB CHASSIS	\$100
49	00049	Narragansett Electric Company	RR310	4X2 CAB CHASSIS W ALTEC DIG-LB	\$280
50	00049	Narragansett Electric Company	RR310	W/TELELECT C4045	\$14
51	00049	Narragansett Electric Company	RR320	4000 SERIES CAB & CHASSIS	\$153
52	00049	Narragansett Electric Company	RR320	4X2 CAB CHASSIS	\$1,289
53	00049	Narragansett Electric Company	RR320	4X2 CAB CHASSIS W ALTEC AER-MH	\$956
54	00049	Narragansett Electric Company	RR320	4X4 CAB CHASSIS	\$166
55	00049	Narragansett Electric Company	RR320	W/HOLAN 805B-47-3	\$154
56	00049	Narragansett Electric Company	RR320	W/LIFT-ALL LOM-46-1S	\$170

The Narragansett Electric Company
Summary of Final Storm Costs
October 2011 Snowstorm
Transportation Costs

Grand Total: \$15,377

<u>Line #</u>	<u>Orig Business Unit</u> (a)	<u>Orig Bus Unit Descr</u> (b)	<u>Vehicle Class</u> (c)	<u>Vehicle Descr</u> (d)	<u>Amount</u> (e)
57	00049	Narragansett Electric Company	RR320	W/TELELECT 46 OM	\$406
58	00049	Narragansett Electric Company	RR335	4X2 CAB CHASSIS W ALTEC AER-MH	\$8
59	00049	Narragansett Electric Company	RR350	4X4 CAB CHASSIS	\$232
60	00099	National Grid USA Service Co.	RR080	10JEEPXMJL74	\$41
61	00099	National Grid USA Service Co.	RR100	SAVANA CGO 1500 AWD	\$135
62	00099	National Grid USA Service Co.	RR140	RAM 2500 4WD	\$178
63	00099	National Grid USA Service Co.	RR140	SAFARI CARGO 4X4 AWD	\$97

The Narragansett Electric Company
Summary of Final Storm Costs
October 2011 Snowstorm
Inventory Costs

Grand Total: \$41,077

Line #	Item Description (a)	Amount (b)
1	TIE, CABLE, SELF LOCKING, BLACK, 12IN LENGTH	\$120
2	BRACE, XARM, FLAT, WOOD, 26IN. CTR TO CTR	\$14
3	SPLICE, AUTOMATIC, FULL TENSION, F/4 OR 2 TO 4 OR 2	\$477
4	INDICATOR, FAULT CIRCUIT, AUTO RESET, 4 HR TD, 600A	\$663
5	TAPE, VINYL, GP, PLSTC, BLK, 1-1/2 X 8.5MIL X 66FT ROLL	\$159
6	BRACKET, FLOODLIGHT, AL, 1 TRUNION, 30IN. X 2IN.	\$188
7	CONTROL, PELEC, 120VAC, 1000W, GRAY, TWISTLOCK	\$286
8	LUMINAIRE, FLOODLIGHT, 250W, HPS, 120V, REG BLST	\$537
9	LUMINAIRE, FLOODLIGHT, 400W, HPS, 120V, REG BLST	\$935
10	LUMINAIRE, ROADWAY, MSC, IES II, HPS, NPF REA, 70W	\$263
11	LUMINAIRE, POST TOP, IES III, BLK, HPS, REA, 70W, TRAD	\$106
12	DEADEND, PREFORMED, COATED, LIGHT DUTY, NO. 2-6201	\$1
13	WIRE, GUY, ALUMOWELD, 12.5M, 7 STR, 0.343IN. OD, 7 STRAND 12	\$61
14	GRIP, DEADEND, ALUMOWELD, FOR 7 NO. 9, CODE YELLOW	\$6
15	SPLICE, KIT, COLD SHRINK, 15KV MAX, 4/0 AWG - 350 KCMIL	\$375
16	STAPLE, DMD PT, 2IN X 5/8IN X .126IN	\$1
17	TIEWIRE, COVERED, AL, 1C, NO.4, SOLID, SOFT DRAWN, TPR	\$4
18	TAPE, ELECTRICAL, INSULATING, RUBBER, HV, 1IN X .030IN	\$141
19	COVER, INSULATING, SNAP-ON, PE, BLACK, O DIE	\$1
20	COVER, INSULATING, SNAP-ON, PE, BLACK, O DIE	\$26
21	COVER, INSULATING, SNAP-ON, PE, BLACK, D DIE	\$104
22	TAPE, ELECTRICAL, VINYL, 3/4IN X .0085IN X 66FT, BLACK	\$149
23	TAPE, ELECTRICAL, INSULATING, SEALING, 3-3/4IN X 10FT	\$16
24	ARRESTER, SURGE, DIST CLASS, POLYMER, MOV TYPE, 12KV	\$23
25	LEAD, ARRESTER, GRD, FLEX, 12IN, BARE, ROPE LAY, 7X85	\$4
26	FUSE, LINK, UNIV, 10A, K TYPE, OUTDOOR	\$4
27	FUSE, LINK, UNIV, 10A, K TYPE, OUTDOOR	\$507
28	FUSE, LINK, UNIV, 15A, K TYPE, OUTDOOR	\$2
29	FUSE, LINK, UNIV, 15A, K TYPE, OUTDOOR	\$68
30	FUSE, LINK, UNIV, 25A, K TYPE, OUTDOOR	\$82
31	FUSE, LINK, UNIV, 40A, K TYPE, OUTDOOR	\$156
32	ELBOW, LOADBREAK KIT, 200A, 8.3/14.4KV, NO. 2 ALUM	\$608
33	INSULATOR, STRAIN, 15KV, POLYMER	\$8

The Narragansett Electric Company
Summary of Final Storm Costs
October 2011 Snowstorm
Inventory Costs

Grand Total: \$41,077

Line #	Item Description (a)	Amount (b)
34	INSULATOR, PIN, POLYMER, TOP GROOVE, 15KV	\$14
35	SPACER, CABLE, TRIPLEX, QUADRUPLEX, GRAY/BLK PE	\$3
36	INSULATOR, PIN, PORCELAIN, 15KV, GRAY, 1IN. PIN THREAD	\$14
37	MOUNT, EQUIPMENT, FIBERGLASS, 3 PH, 48IN, 26LBS	\$993
38	CUTOUT, OPEN TYPE, SINGLE VENTING, INTCHG, 15KV POLYMER	\$181
39	SWITCH, DISC, 15KV, SPH, 600A., 110KV BIL INSUL W SERR GALVS	\$589
40	LAMP, HPS, NON-CYCLING, 70W, CLEAR, MOGUL BASE	\$302
41	LAMP, HPS, NON-CYCLING, 100W, CLEAR, MOGUL BASE	\$870
42	LAMP, HPS, NON-CYCLING, 250W, CLEAR, MOGUL BASE	\$728
43	LAMP, HPS, NON-CYCLING, 400W, CLEAR, MOGUL BASE	\$405
44	POLE, DISTR, WOOD, 40FT, CLASS 3, SYP, PENTA, MS2005	\$322
45	CROSSARM, DISTRIBUTION, 8FT X 3-1/2IN X 4-1/2IN, 6PIN	\$56
46	BRACKET, MTG, APPAR, W(1) 1-1/2IN BOLT, GALVS	\$106
47	PIN, INSULATOR, TOP GROOVE, GS, 5-3/4IN. BELOW FLANGE	\$14
48	CLAMP, MESSENGER SUPPORT, F/AERIAL CABLE, 3/8 - 1/2IN.	\$24
49	PIN, POLE TOP, 24IN, GALVS, 1IN THREAD	\$7
50	ROD, GROUND, SOLID, CU BONDED STL, 5/8IN X 8FT	\$20
51	MOLDING, WIRE, GROUND, HDPE, 1/2IN. ID X 8FT L X .010	\$5
52	GUARD, GUY, HDPE FULL RND, 8FT LG, YELLOW	\$3
53	BOLTEYE, STANDARD EYELET, 5/8IN BOLT DIA X 3-7/8IN LG	\$2
54	BOLTEYE, STANDARD EYELET, 5/8IN BOLT DIA X 3-7/8IN LG	\$162
55	ROD, ANCHOR, GS PISA, 1IN. X 7FT., F/USE W/PWR INSTALL	\$18
56	EYENUT, TRIPLEYE, THD, GALVS, 1IN	\$5
57	CLAMP, GROUND ROD, CU, FOR 5/8IN. DIA GROUND ROD	\$2
58	BOLTEYE, THIMBLE EYELET, 5/8IN BOLT DIA	\$4
59	PLATE, POLE EYE, DI, 20K, GALV, 10-90 DEG	\$5
60	STAPLE, DIAMOND POINT, 1-3/4IN. X 3/8IN. X .148IN.	\$2
61	GRIP, GUY, AUTOMATIC, W/SS EYE BAIL, 12.5M, 7 - NO. 9 ANCHOR	\$25
62	ANCHOR, SCREW, PWR, 10IN. DIA, SGL HELIX	\$28
63	INSULATOR, GUY STRAIN, FIBERGLASS, 15M, 54IN	\$27
64	INSULATOR, GUY STRAIN, FIBERGLASS, 30M, 54IN, 3/4IN PIN	\$388
65	SPLICE, AUTOMATIC, FULL TENSION, F/1/0 ACSR 6/1	\$262
66	CONNECTOR, TAP, CMPRSN, CU, 3/0-4/0 RUN 6 SOL-2 TAP	\$3

The Narragansett Electric Company
Summary of Final Storm Costs
October 2011 Snowstorm
Inventory Costs

Grand Total: \$41,077

Line #	Item Description (a)	Amount (b)
67	DEADEND, PREFORMED, GRIP, 1/0	\$4
68	CLAMP, STRAIN, DEADEND, STRAIGHT, MI, NO.6-NO.2, 6A-2A CCW	\$798
69	CLAMP, STRN, DE, NO. 6 - 2/0 AL, 1 U-BLT	\$5
70	CONNECTOR, ELECTRICAL, PRL GRV, 6 SOL-1/0 RUN 8 SOL-1/0	\$5
71	CONNECTOR, ELECTRICAL, PRL GRV, 6 SOL-1/0 RUN 8 SOL-1/0	\$2,041
72	CONNECTOR, COMPRESSION, STD, 2/0-2 RUN 2-6 TAP, ALUM	\$3
73	CONNECTOR, COMPRESSION, C, 4 STR 6 SOL RUN 4 SOL 4 TAP	\$7
74	WIRE, COVERED, NO.2 AWG, 7 STR, CU, SOFT DRAWN, 50LB COIL	\$27
75	WIRE, 4/0 AWG CU, 19 STRAND, SNGL COND.,60 MILS INSUL.	\$60
76	WIRE, 4/0 AWG CU, 19 STRAND, SNGL COND.,60 MILS INSUL.	\$4,375
77	CABLE, SECONDARY, 1/0, 3C, 60MILS, GAMMARUS/XLP, 1800FT	\$89
78	WIRE, GROUNDING, SOLID CU, SOFT DRAWN, NO.4 AWG, 600V	\$72
79	TIEWIRE, BARE, NO. 4, ALUM, SGL COND	\$2
80	ASSEMBLY, BOLT, GALVS, HEX, 2IN -13 X 1/2IN, F/POLY ARSRS	\$2
81	CONTAINER, TRANSFORMER SAC, SMALL, 25IN DIA X 56IN HT	\$216
82	CONNECTOR, TAP, MAIN 4 TO 4/0, TAP 14 TO 6 AL/CU	\$163
83	FOAM, SEAL, URETHANE, W/NOZZLE, 12 OZ AEROSOL	\$89
84	XFMR, 10-165-10-00-00, 10KVA, 12470 GRDY/7200 - 120/240V, 1P	\$0
85	XFMR, 10-169-10-00-00, 50KVA, 13800 GRDY/7970 - 120/240V, 1P	\$0
86	COVER, CUTOUT, 12IN DIA, RUBBER	\$1,461
87	HOSE, LINE, 1-1/2IN DIA X 4FT-6IN LG, CONN END, RBR, 30KV	\$2,122
88	TAG, IDENT, 0, 3IN, POLY, BLK LTRS ON YEL BKGD	\$40
89	TAG, IDENT, 2, 3IN, POLY, BLK LTRS ON YEL BKGD	\$40
90	TIE NYLON	\$114
91	COMPOUND, JT, ELEC, 8 OZ TUBE	\$72
92	WASHER, LOCK, SPLIT SPRING, 18-8 SST, GR 304, 1/2IN X	\$45
93	CAP, CONDUIT, 2IN, CAST AL, VENT CBL RISER W/O RESIN COMPOU	\$293
94	LUMINAIRE, HORIZONTAL ROADWAY SEMI-CUTOFF II GRAY 120	\$157
95	LAMP, HPS, NON-CYCLING, 50W, MOGUL SCREW BASE, CLEAR	\$564
96	COIL, ELECTRICAL, CLOSING AND TRIP, 125VDC	\$13
97	CABLE, SECONDARY, SVCE, NO. 2 TRX, SHRIMP/XLP, 1200FT	\$63
98	CABLE, SECONDARY, SVCE, NO. 2 TRX, SHRIMP/XLP, 1200FT	\$10,035
99	CABLE, ELEC, 1/0 AWG, (1) 7 STRD, 6201 AL, SPACER/TREE	\$93

The Narragansett Electric Company
Summary of Final Storm Costs
October 2011 Snowstorm
Inventory Costs

Grand Total: \$41,077

Line #	Item Description (a)	Amount (b)
100	WIRE, BARE, #4 CU, SOLID, SOFT DRAWN, TINNED, 200FT REE	\$292
101	CONNECTOR, ELEC, PARALLEL GRV, 477-795 KCM ALUM/COPPER	\$7
102	CONNECTOR, ELEC, PARALLEL GRV, 477-795 KCM ALUM/COPPER	\$651
103	CONNECTOR, PARALLEL GROOVE, AL/CU 3-2/0	\$783
104	DEADEND, FLEXIBLE BAIL, NO.2 - 1/0 AAAC, ALUM	\$948
105	SPLICE, COMP, 1/0 AWG AL, TNSN SERVICE, AL	\$314
106	POLE, DISTR, WOOD, 35FT, CLASS 4, SYP, PENTA, MS2005	\$221
107	BOLT, CARRIAGE, GALVS, 3/8IN X 4-1/2IN, 16 UNC, W/NUT	\$2
108	BOLT, DBL ARM, 5/8IN DIA X 14IN LG, GALVS	\$63
109	BOLT, EYE, SCREW, THIMBLEYE, 5/8IN DIA, 6-3/4IN LG, GALVS	\$59
110	BRACKET, MTG, DI, 12IN POLE, ONE POSITION	\$14
111	BRACKET, FRAMING, U-SHAPE, E, 3IN WD X 35IN LG, GALVS	\$79
112	CLAMP, SUSPENSION, RT ANGLE CLVS 6 - 250 MCM, 0.16IN-0.75IN	\$9
113	PIN, STEEL CROSSARM, 3/4IN DIA X 8IN LG, GALVS/LEAD	\$18
114	PLATE, POLE EYE, DI, 15K, GALV, 10-90 DEG	\$6
115	SCREW, LAG, 3/8IN DIA, FETTER DRIVE, 3IN LG, SQ HD, GS	\$160
116	WASHER, SQUARE FLAT, 3/4 IN, 2-1/4IN SQ X 5/16IN THK, GALVS	\$7
117	BOLT, MACH, 5/8IN DIA X 10IN LG, SQ HD, GALVS	\$1
118	BOLT, MACH, 5/8IN X 12IN, SQ HD, GALVS	\$14
119	BOLT, MACH, 5/8IN X 12IN, SQ HD, GALVS	\$154
120	BOLT, MACH, 5/8IN X 14IN, SQ HD, GALVS	\$2
121	BOLT, MACH, 5/8IN X 14IN, SQ HD, GALVS	\$57
122	BOLT, MACH, 5/8IN X 16IN, SQ HD, GALVS	\$35
123	BOLT, MACH, SQ HD, GALVS, 3/4IN X 10IN	\$4
124	BOLT, MACH, SQ HD, GALVS, 3/4IN X 12IN	\$6
125	BOLT, DBL ARM, GALVS, 5/8IN X 18IN	\$54
126	BOLT, DBL ARM, GALVS, 5/8IN X 16IN	\$112
127	BOLT, DBL ARM, GALVS, 5/8IN X 22IN	\$64
128	WASHER, ROUND, GALV, 1IN, 7/16IN HOLE	\$0
129	WASHER, SQ FLAT, GALV, 11/16IN HOLE, 2-1/4IN X 2-1/4IN	\$5
130	WASHER, SQ FLAT, GALV, 11/16IN HOLE, 2-1/4IN X 2-1/4IN	\$128
131	WASHER, FLAT, 18-8 SST, GR 304, 1/2IN, ID 9/16IN OD 1-1/4IN	\$289
132	WASHER, BELLEVILLE, 18-8 SST, GR 301, 1/2 IN ID, 1.06 IN OD	\$680

The Narragansett Electric Company
Summary of Final Storm Costs
October 2011 Snowstorm
Inventory Costs

Grand Total: \$41,077

<u>Line #</u>	<u>Item Description</u>	<u>Amount</u>
	(a)	(b)
133	WASHER, CURVED SQ, GALV, 3IN X 3IN, 13/16IN HOLE	\$1
134	SCREW, LAG, SQ HEAD, PLT PT, 1/2IN. X 4IN., TWIST DR, STL	\$1
135	BUCKET, TOOL, 12IN DIA X 17 H, CANVAS, LEATHER BOTTOM	\$31
136	BUCKET, TOOL, 8IN DIA X 12IN DP, LEATHER BOTTOM	\$32
137	KIT, FIRST AID, 24 UNIT, PRE-FILLED	\$120
138	BANDAGE, ADH, WOVEN, 1IN X 3IN, 16/PK	\$12
139	TAG, NUMBER, (6 / 9) POLE ID, 3IN., EMB AL, ROMAN	\$22
140	LUG, TERM, 4/0 AWG, TND CU, 2 HOLE NEMA PAD	\$208
141	CAPACITOR, 28UF, 330VAC, 50/60HZ, FOR 250W HPS	\$490
142	COVER, CONNECTOR, TAP, ONE BOLT, PE, BLACK	\$99
143	MOUNT, EQPT, FIBERGLASS, 1 PH, 18IN, 5.3 LBS	\$39
144	PROTECTOR, DUC LINE, 8FT LG, HIGH DENSITY BLACK POLY	\$27

The Narragansett Electric Company
Summary of Final Storm Costs
October 2011 Snowstorm
Employee Expenses

Grand Total: \$1,719

<u>Line #</u>	<u>Exp Empl ID</u> (a)	<u>Image Reference</u> (b)	<u>Exp Type</u> (c)	<u>Amount</u> (d)
1	100000285	N/A	MILEAGE	\$20
2	100000441	N/A	BRKFAST	\$1
3	100000441	N/A	DINNER	\$5
4	100000441	N/A	HOTEL	\$12
5	100000441	N/A	LUNCH	\$4
6	100002270	N/A	MILEAGE	\$10
7	100003121	N/A	MILEAGE	\$22
8	100006267	N/A	MILEAGE	\$89
9	100007788	N/A	MILEAGE	\$5
10	100007926	N/A	MILEAGE	\$3
11	100008039	N/A	MILEAGE	\$110
12	100008612	N/A	MILEAGE	\$19
13	100008883	0000281362.pdf	DINNER	\$169
14	100008883	N/A	MILEAGE	\$56
15	100010804	0000281101.pdf	LUNCH	\$162
16	100015610	0000282445.pdf	DINNER	\$46
17	100015610	N/A	MILEAGE	\$31
18	100016467	N/A	MILEAGE	\$12
19	100016956	N/A	BUSMTG	\$7
20	100017515	N/A	DINNER	\$7
21	100017515	0000282236.pdf	HOTEL	\$176
22	100017515	N/A	MILEAGE	\$28
23	100017750	N/A	MILEAGE	\$41
24	100019182	0000284063.pdf	BRKFAST	\$39
25	100019182	0000284063.pdf	LUNCH	\$246
26	100019182	0000284063.pdf	OTHER	\$36
27	100019285	N/A	MILEAGE	\$9
28	100019285	N/A	DINNER	\$3
29	100029791	0000282660.pdf	HOTEL	\$35
30	100031997	N/A	DINNER	\$3
31	100031997	0000282739.pdf	HOTEL	\$55
32	100031997	N/A	OTHER	\$1

The Narragansett Electric Company
Summary of Final Storm Costs
October 2011 Snowstorm
Employee Expenses

Grand Total: \$1,719

<u>Line #</u>	<u>Exp Empl ID</u> (a)	<u>Image Reference</u> (b)	<u>Exp Type</u> (c)	<u>Amount</u> (d)
33	100046086	N/A	MILEAGE	\$20
34	100048438	0000283418.pdf	BRKFAST	\$47
35	100050055	N/A	BUSMTG	\$3
36	100050055	N/A	MILEAGE	\$2
37	100051809	N/A	MILEAGE	\$4
38	100051861	N/A	MILEAGE	\$13
39	100053236	N/A	MILEAGE	\$3
40	100054359	N/A	MILEAGE	\$8
41	100054359	N/A	TOLLS	\$1
42	100711115	N/A	HOTEL	\$5
43	100711115	N/A	MILEAGE	\$13
44	100711192	N/A	MILEAGE	\$11
45	100711192	N/A	TOLLS	\$1
46	100711520	N/A	MILEAGE	\$15
47	100711520	N/A	TOLLS	\$2
48	100711522	N/A	BRKFAST	\$1
49	100711522	N/A	MILEAGE	\$12
50	100711529	N/A	MILEAGE	\$8
51	100711529	N/A	TOLLS	\$2
52	100711532	N/A	MILEAGE	\$8
53	100711532	N/A	TOLLS	\$1
54	100711569	N/A	MILEAGE	\$11
55	100711569	N/A	TOLLS	\$2
56	100711660	N/A	MILEAGE	\$17
57	100711660	N/A	TOLLS	\$1
58	100713462	N/A	MILEAGE	\$39
59	17481	N/A	AUTO	\$8
60	74123	N/A	AUTO	\$1

The Narragansett Electric Company
Summary of Final Storm Costs
October 2011 Snowstorm
Index to Invoices & Supporting Documentation on CD-ROM/DVD

- 📁 October 2011 Snowstorm
 - 📁 \ Accounts Payable
 - 📁 \ 1. Overhead Line
 - 📁 \ Names of Individual Overhead Line Contractors
Listing of Individual Images by Image Reference or Detailed Supporting Image Reference (1)
 - 📁 \ 2. Forestry
 - 📁 \ Names of Individual Forestry Contractors
Listing of Individual Images by Image Reference (2)
 - 📁 \ 3. Procurement Cards
Listing of Individual Images by Image Reference (3)
 - 📁 \ 4. Miscellaneous Accounts Payable
 - 📁 \ Names of Individual Miscellaneous Accounts Payable Vendors
Listing of Individual Images by Image Reference (4)
 - 📁 \ Employee Expenses
Listing of Individual Images by Image Reference (5)

Notes:

- (1) Images in this folder correspond with Schedules 6-B and 6-B-1
- (2) Images in this folder correspond with Schedule 6-C
- (3) Images in this folder correspond with Schedule 6-D
- (4) Images in this folder correspond with Schedule 6-E
- (5) Images in this folder correspond with Schedule 6-J

PLACEHOLDER
FOR SLEEVE
WITH DISK