

January 29, 2008

**VIA HAND DELIVERY & ELECTRONIC MAIL**

Luly E. Massaro, Commission Clerk  
Rhode Island Public Utilities Commission  
89 Jefferson Boulevard  
Warwick, RI 02888

**RE: Docket 3859 – Distribution Adjustment Clause 2007  
Supplemental Responses to Commission Data Requests – Set 2**


Dear Ms. Massaro:

Enclosed please find ten (10) copies of National Grid's<sup>1</sup> supplemental responses to Commission Data Requests 2-3 through 2-8 in the above-captioned proceeding.

Due to the voluminous nature of the attachment to supplemental response 2-6, the Company is providing the Commission with nine (9) CD-Roms which contains an electronic version of the attachment.

Thank you for your attention to this transmittal. If you have any questions, please feel free to call me at (401) 784-7667.

Very truly yours,



Laura S. Olton

Enclosures

cc: Docket 3859 Service List

---

<sup>1</sup> Submitted on behalf of The Narragansett Electric Company, d/b/a National Grid ("Company").

NATIONAL GRID  
Docket 3859 – DAC 2007  
Re: Earnings Sharing Mechanism &  
Distribution Adjustment Charge Filing  
**Supplemental Responses**  
Commission’s Data Requests – Set 2  
Issued on October 1, 2007

Commission Data Request 2-3 (Supplemental)

Request:

What were the amounts and the percentages of the actual write-offs in fiscal years 2005, 2006, and 2007 that were related to residential customers?

Response:

The following amounts, which represent write-offs related to residential customers for the period July 1 through June 30 of each year, were obtained directly from the Customer Information System. These amounts were written to bad debt during each of these periods. These amounts include amounts that may subsequently have been paid by a customer or they may have been recovered from bad debt and placed back on a specific customer’s account when service was restored or initiated at a different location. In the later group they may still remain unpaid, or now be paid. When amounts are recovered from bad debt and placed back on a customer account, there is a credit to the reserve/allowance account and a debit to accounts receivable for the amount. The following amounts include only residential customers for both gas and non-gas sales items.

2005	\$ 9,978,099	90.8%
2006	\$13,282,562	93.0%
2007	\$12,776,296	91.4%

Prepared by or under the supervision of:  
Gary W. Grant, Jr.

NATIONAL GRID  
Docket 3859 – DAC 2007  
Re: Earnings Sharing Mechanism &  
Distribution Adjustment Charge Filing  
**Supplemental Responses**  
Commission’s Data Requests – Set 2  
Issued on October 1, 2007

Commission Data Request 2-4 (Supplemental)

Request:

Referring to the amounts of the actual write-offs of residential accounts for fiscal years 2005, 2006, and 2007 (Question 3), please provide for each fiscal year the percentage related to residential standard customers and the percentage related to residential protected status customers.

Response:

The following percentages, which represent the write-offs of residential protected and residential standard customers for the period July 1 through June 30 of each year, were calculated directly from the Customer Information System. The percentages for each of the two classes were written to bad debt during each of these periods. These amounts include amounts that may subsequently have been paid by a customer or they may have been recovered from bad debt and placed back on a specific customer’s account when service was restored or initiated at a different location. When amounts are recovered from bad debt and placed back on a customer account, there is a credit to the reserve/allowance account and a debit to accounts receivable for the amount. The following amounts include only residential customers for both gas and non-gas sales items.

Fiscal Year	Protected Percentage	Standard Percentage
2005	14%	86%
2006	15%	85%
2007	15%	85%

Prepared by or under the supervision of:  
Gary W. Grant, Jr.

NATIONAL GRID  
Docket 3859 – DAC 2007  
Re: Earnings Sharing Mechanism &  
Distribution Adjustment Charge Filing  
**Supplemental Responses**  
Commission's Data Requests – Set 2  
Issued on October 1, 2007

Commission Data Request 2-5 (Supplemental)

Request:

Referring to the amounts of the actual write-offs of residential accounts for fiscal years 2005, 2006, and 2007 (Question 3), please provide the number of accounts with balances in excess of \$1,625 and the aggregate dollar amount of these accounts.

Response:

Referring to Question 2-3, following are the number of accounts with balances in excess of \$1,625 and the aggregate dollar amount of those accounts.

These amounts include amounts that may subsequently have been paid by a customer or they may have been recovered from bad debt and placed back on a specific customer's account when service was restored or initiated at a different location. When amounts are recovered from bad debt and placed back on a customer account, there is a credit to the reserve/allowance account and a debit to accounts receivable for the amount. The following amounts include only residential customers for both gas and non-gas sales items.

Fiscal Year	Number of Accounts in excess of \$1,625	Aggregate dollar amount
2005	1,042	\$2,452,923
2006	1,588	\$3,845,729
2007	1,815	\$4,446,299

Prepared by or under the supervision of:  
Gary W. Grant, Jr.

NATIONAL GRID  
Docket 3859 – DAC 2007  
Re: Earnings Sharing Mechanism &  
Distribution Adjustment Charge Filing  
**Supplemental Responses**  
Commission's Data Requests – Set 2  
Issued on October 1, 2007

Commission Data Request 2-6 (Supplemental)

Request:

For each standard residential customer account written off during the most recent twelve-month period, please list each account (without identifying information) and the write-off amounts for those accounts where balances were greater than \$800.

Response:

The attached list represents standard residential customer accounts with balances greater than \$800 written off during the twelve-month period ended September 30, 2007. The list may include amounts that may subsequently have been paid by a customer or they may have been recovered from bad debt and placed back on a specific customer's account when service was restored or initiated at a different location. When amounts are recovered from bad debt and placed back on a customer account, there is a credit to the reserve/allowance account and a debit to accounts receivable for the amount.

Prepared by or under the supervision of:  
Gary W. Grant, Jr.

**REDACTED**

**List of Accounts and Write-Offs in Last 12 Months**

\*\*\* by Residential, Standard, Amt >= \$800, Last 12 Months \*\*\*

\*\*\*\*\*


CUST_CODE	PREM_CO	WRITE_OFF
		980.08
		1125.19
		2263.77
		2030.44
		2694.59
		814.31
		1333.4
		1164.9
		1008.11
		892.84
		3418.83
		1997.04
		1067.26
		2375.65
		1879.58
		1012.65
		1416.22
		2184.69
		1220.54
		1063.91
		1236.24
		913.66
		1753.06
		5100.71
		1560.34
		1877.24
		4181.4
		1061.27
		3228.44
		2293.59
		1614.8
		1106.76
		1131.41
		2416.33
		1385.03
		825.7
		1103.3
		1323.8
		849.75
		1805.45
		937.52
		1248.36
		1163.26
		968.18
		5007.68

**REDACTED**

**List of Accounts and Write-Offs in Last 12 Months**

\*\*\* by Residential, Standard, Amt >= \$800, Last 12 Months \*\*\*

\*\*\*\*\*


CUST_CODE	PREM_CO	WRITE_OFF
		1109.12
		1667.58
		1119.38
		2249.49
		1224.17
		3672.1
		1058.65
		3306.18
		905.17
		1643.45
		2502.96
		2387.24
		1689.16
		811.35
		1013.27
		944.16
		1291.56
		1480.86
		1578.14
		1250.39
		917.63
		1228.5
		921.52
		1570.58
		1017.36
		838.26
		1776.4
		1413.66
		1346.91
		972.17
		1251.87
		831.33
		1240.35
		1909.16
	1616.29	
	2870.79	
	4727.19	
	1125.43	
	1298.88	
	1092.66	
	1107.94	
	3023.47	
	3389.29	
	970.84	
	886.33	

**REDACTED**

**List of Accounts and Write-Offs in Last 12 Months**

\*\*\* by Residential, Standard, Amt >= \$800, Last 12 Months \*\*\*

\*\*\*\*\*

CUST_CODE	PREM_CO	WRITE_OFF
		817.02
		1000
		892.68
		2892.97
		827.67
		1067.67
		968.45
		1376.42
		1046.81
		1835.32
		1266.14
		857.24
		1113.87
		2254.52
		811.25
		844.81
		926.93
		1518.32
		906.14
		1225.04
		1353.41
		898.64
		1166.3
		1059.62
		1041
		987.9
		1300.65
		2078.74
		940.79
		990.13
		1288.87
		876.57
	3152.89	
	1087.81	
	831.05	
	1405.66	
	2366.75	
	1250.63	
	1044.79	
	2111.64	
	1027.02	
	870.93	
	856.19	
	1174.14	
	1303.42	




**REDACTED**

**List of Accounts and Write-Offs in Last 12 Months**

\*\*\* by Residential, Standard, Amt >= \$800, Last 12 Months \*\*\*

\*\*\*\*\*


CUST_CODE	PREM_CO	WRITE_OFF
		2011.3
		3834.8
		1508.78
		1542.08
		1087.65
		2800.33
		851.44
		893.22
		1801.51
		2282.59
		1728.34
		1856.48
		902.4
		847.47
		5854.65
		838.19
		983.33
		1680.15
		1058.25
		1324.8
		1227.72
		838.18
		1479.23
		1418.6
		2581.69
		1460.36
		1725.21
		891.57
		2007.39
		1320
		839.69
		1550.01
		847.34
		1584.74
	1026.63	
	838.25	
	903.95	
	2246.83	
	1709.27	
	1510.72	
	5756.35	
	1463.16	
	1114.74	
	879.58	
	1672.75	

**REDACTED**

**List of Accounts and Write-Offs in Last 12 Months**

\*\*\* by Residential, Standard, Amt >= \$800, Last 12 Months \*\*\*

\*\*\*\*\*

CUST_CODE	PREM_CO	WRITE_OFF
		805.11
		928.32
		1485.51
		1705.47
		1199.79
		890.37
		1065.95
		1036.74
		5128.97
		1243.57
		1015.73
		995.02
		897.85
		1614.84
		894.26
		1275.56
		825.41
		981.02
		883.4
		806.01
		1074.05
		1394.7
		1833.79
		1192.23
		1351.19
		1509.75
		2157.04
		913.65
		804.28
		3395
		1037.7
		832.43
		1595.8
	2401.22	
	948.3	
	800.67	
	1523.82	
	1001.67	
	3548.99	
	1161.82	
	1219	
	945.71	
	3999.92	
	877.86	
	816.13	

**REDACTED**

**List of Accounts and Write-Offs in Last 12 Months**

\*\*\* by Residential, Standard, Amt >= \$800, Last 12 Months \*\*\*

\*\*\*\*\*


CUST_CODE	PREM_CO	WRITE_OFF
		958.8
		1925.16
		965.56
		1647.05
		1040.39
		1519.16
		2449.21
		877.46
		1279.64
		3948.44
		1476.6
		835.02
		1430.47
		1402.32
		908.61
		1405.94
		831.84
		1332.96
		865.14
		1408.31
		863.2
		1556.47
		1453.84
		1053.18
		1721.34
		888.02
		1245.88
		2758.28
		995.9
		900.85
		2071.14
		1213.05
		2254.31
		3106.07
		1309.14
		1366.85
		2549.51
		1583.35
		1335.38
		1178.01
		2530.82
		1342.64
		1332.54
		1072.75
		1596.17

**REDACTED**

**List of Accounts and Write-Offs in Last 12 Months**

\*\*\* by Residential, Standard, Amt >= \$800, Last 12 Months \*\*\*

\*\*\*\*\*

CUST_CODE	PREM_CO	WRITE_OFF
		975.23
		1063.4
		986.31
		849.51
		939.41
		1516.36
		953.55
		840.16
		1222.92
		1118.09
		926.08
		1133.26
		2297.49
		1111.76
		1207.29
		1148.03
		1089.27
		2093.34
		1712.66
		928.08
		1140.47
		886.77
		1241.91
		1060.78
		1558.32
		2347.44
		1701.02
		859.94
		1624.01
		1178.13
		1410.69
	1690.48	
	2281.98	
	1404.13	
	2696.86	
	2486.79	
	1184.23	
	1645.14	
	1127.1	
	944.75	
	1744.03	
	1654.87	
	1031.8	
	1289.59	
	3110	

**REDACTED**

**List of Accounts and Write-Offs in Last 12 Months**

\*\*\* by Residential, Standard, Amt >= \$800, Last 12 Months \*\*\*

\*\*\*\*\*

CUST_CODE	PREM_CO	WRITE_OFF
		879.56
		2040.98
		846.07
		2581.54
		1225.6
		4324.07
		1118.4
		1461.17
		1502.19
		1350.3
		2457.88
		1375.68
		1862.75
		993.65
		1667.26
		2041.62
		824.99
		1623.61
		1381.18
		1067.09
		1600.36
		2720.19
		1298.9
		1256.38
		1379.08
		4030.68
		1199.61
		1737.53
		1205.63
		848.95
		2065.92
		903.23
		1694.03
		1070.76
		2337.54
		838.55
		1406.73
		5106.52
		2641.15
		801.88
		974.46
		1914.41
		996.48
		1117.42
		3296.48

**REDACTED**

**List of Accounts and Write-Offs in Last 12 Months**

\*\*\* by Residential, Standard, Amt >= \$800, Last 12 Months \*\*\*

\*\*\*\*\*


CUST_CODE	PREM_CO	WRITE_OFF
		949.53
		5123.06
		1849.54
		1061.27
		1448.71
		1717.57
		1452.01
		1782.49
		884.05
		3749.38
		1681.38
		1051.52
		1318.54
		801.32
		1388.75
		1257.02
		1180.06
		2030.75
		1537.22
		1038.95
		880
		943.38
		1098.23
		1563.84
		2441.45
		1251.62
		811.52
		950.78
		2162.79
		1823.03
		1610.12
		1527.94
		1673.36
		870.11
		3557.48
		2164.3
		949.5
		857.07
		1126.11
		1036.62
		4386.03
		1354.83
		1417.57
		959.49
		1519.59

**REDACTED**

**List of Accounts and Write-Offs in Last 12 Months**

\*\*\* by Residential, Standard, Amt >= \$800, Last 12 Months \*\*\*

\*\*\*\*\*

CUST_CODE	PREM_CO	WRITE_OFF
		916.94
		1728.25
		1391.17
		2435.37
		1157.02
		1605.31
		820.7
		1300.54
		1198.76
		1274.03
		996.93
		1640.74
		1192.04
		1026.31
		1653.41
		2374.87
		1996.27
		4074.01
		1971.55
		809.96
		1367.14
		973.15
		1383.55
		921.74
		1504.46
		6189.7
		1151.82
		811.48
		885.91
		1136.92
	1000	
	2370.01	
	1598.59	
	4322.11	
	1293.97	
	1598.79	
	1950.89	
	2109.46	
	2136.24	
	1468.53	
	1897.93	
	1098.63	
	806.82	
	1003.63	
	1605.51	

**REDACTED**

**List of Accounts and Write-Offs in Last 12 Months**

\*\*\* by Residential, Standard, Amt >= \$800, Last 12 Months \*\*\*

\*\*\*\*\*

CUST_CODE	PREM_CO	WRITE_OFF
		856.45
		836.37
		1198.21
		1044.78
		1417.76
		1125.19
		1494.1
		1119.98
		912.07
		1094.7
		963.09
		1190.38
		923.25
		2624.37
		899.11
		3828.74
		1814.93
		5693.69
		1132.92
		1148.08
		2035.42
		1386.63
		2001.16
		1038.85
		1614.04
		1543.02
		1278.99
		948.91
		1244.78
		1926.25
		1131.44
		1491.88
		1933.09
		875.82
		900
		1274.37
		2661.5
		1931.79
		2223.59
		2033.21
		2104.76
		1198.47
		3538.28
		1397.49
		1894.99




**REDACTED**

**List of Accounts and Write-Offs in Last 12 Months**

\*\*\* by Residential, Standard, Amt >= \$800, Last 12 Months \*\*\*

\*\*\*\*\*


CUST_CODE	PREM_CO	WRITE_OFF
		1133.54
		1890.9
		1701.69
		934.5
		5157.29
		1417.61
		1325.61
		861.12
		2611.3
		1789.33
		1180.27
		2121.4
		1336.48
		1184.58
		1508.58
		857.61
		1403.96
		822.08
		1321.63
		2158.23
		4153.75
		895.56
		3553.86
		1224.02
		850.68
		1838.47
		816.7
		1034.55
		1286.93
		964.86
	998.52	
	1624.55	
	3259.58	
	1127.54	
	3102.57	
	1439.73	
	1466.04	
	913.62	
	1401.48	
	1277.08	
	1222.87	
	1897.28	
	921.63	
	1115.61	
	878.37	

**REDACTED**

**List of Accounts and Write-Offs in Last 12 Months**

\*\*\* by Residential, Standard, Amt >= \$800, Last 12 Months \*\*\*

\*\*\*\*\*


CUST_CODE	PREM_CO	WRITE_OFF
		1278.98
		812.39
		1776.46
		1775.37
		1722.38
		928.24
		1496.29
		1221.81
		1427.88
		1527.03
		1254.06
		1344.69
		1121.65
		1439.47
		996.21
		3516.24
		950.56
		993.36
		862.59
		851.01
		1131.43
		958.08
		1340.06
		1263.18
		2520.53
		1295.82
		2406.19
		983.1
		2108.53
		2657.19
		1012.97
		1304.29
	1177.11	
	821.35	
	900.38	
	946.15	
	1391.14	
	2663.05	
	809.2	
	1673.89	
	857.63	
	1589.75	
	1292.84	
	1635.12	
	1030.26	

**REDACTED**

**List of Accounts and Write-Offs in Last 12 Months**

\*\*\* by Residential, Standard, Amt >= \$800, Last 12 Months \*\*\*

\*\*\*\*\*

CUST_CODE	PREM_CO	WRITE_OFF
		1035.04
		818.1
		1726.45
		1299.49
		2554.8
		3098.23
		1093.49
		1014.59
		2520.16
		2096.7
		2430.22
		2805.78
		1077.07
		957.02
		1103.34
		1728.4
		2205.82
		1209.76
		894.49
		1226.2
		3384.18
		1656
		1232.46
		1978.86
		995.82
		1095.66
		898.87
		950.7
		4041.19
		3239.58
		859.01
		1450.94
		1091.2
		1059.55
		1657.85
	890.2	
	862.45	
	2195.74	
	1096.72	
	1909.57	
	1060.6	
	841.78	
	2523.79	
	1524.12	
	816.31	

**REDACTED**

**List of Accounts and Write-Offs in Last 12 Months**

\*\*\* by Residential, Standard, Amt >= \$800, Last 12 Months \*\*\*

\*\*\*\*\*


CUST_CODE	PREM_CO	WRITE_OFF
		947.9
		2849
		2458.43
		1244.34
		1777.39
		1578.56
		850.92
		1011
		821.78
		1295.34
		2376.34
		5016.36
		1908.84
		1544.48
		1809.47
		2143.68
		2315.91
		1821.47
		2001.4
		822.73
		1255.97
		1455.18
		2336.05
		1306.32
		2417.13
		2817.21
		3204.57
		1398.01
		1141.75
		1191.77
		1016.81
		1225.67
		1205.14
		928.82
		1377.44
		1600.14
		1328.4
		1149.64
		1574.72
		1530.52
		821.82
		827.72
		828.23
		2287.82
		1876.65

**REDACTED**

**List of Accounts and Write-Offs in Last 12 Months**

\*\*\* by Residential, Standard, Amt >= \$800, Last 12 Months \*\*\*

\*\*\*\*\*

CUST_CODE	PREM_CO	WRITE_OFF
		1950.35
		2157.65
		809.23
		2064.96
		5530.59
		2002.62
		2587.71
		2649.75
		1499.26
		1288.49
		877.44
		4121.03
		1050.92
		3338.16
		801.93
		1085.66
		1260.93
		1757.06
		914.26
		1275.96
		1478.78
		1093.88
		952.91
		949.73
		812.66
		1723.16
		1666.19
		1290.24
		1353.04
		1061.94
		1020.8
		2171.93
		1061.81
		874.5
		1695.3
	3872.05	
	1007.03	
	1301.39	
	1676.75	
	801.98	
	1212.67	
	1016.11	
	884.07	
	1111.61	
	2307.26	

**REDACTED**

**List of Accounts and Write-Offs in Last 12 Months**

\*\*\* by Residential, Standard, Amt >= \$800, Last 12 Months \*\*\*

\*\*\*\*\*


CUST_CODE	PREM_CO	WRITE_OFF
		1092.89
		835.22
		1180.08
		800
		2077.73
		2481.13
		1945.79
		1081.08
		964.68
		1175.75
		1351.7
		1228.73
		3590.36
		978.89
		1127.51
		2842.66
		1192.62
		1484.5
		1655.21
		1579.93
		1147.71
		862.84
		2801.31
		1844.24
		1019.45
		3168.08
		3695.13
		2857.19
		854.51
		2441.01
		1349.3
		975.26
		1018.45
		2316.24
		825.86
		1050.12
		1305.67
		1643
		1694.48
		2635.07
		957.25
		1451.04
		2534.52
		1324.51
		838.95

**REDACTED**

**List of Accounts and Write-Offs in Last 12 Months**

\*\*\* by Residential, Standard, Amt >= \$800, Last 12 Months \*\*\*

\*\*\*\*\*

CUST_CODE	PREM_CO	WRITE_OFF
		939.91
		1036.02
		3178.14
		1506.34
		1409.52
		2472.98
		1606.09
		1448.14
		1098.86
		1012.28
		866.91
		1025.3
		861.77
		1205
		1174.66
		1272.87
		1906.89
		1543.51
		1394.3
		1056.73
		1237.69
		2274.08
		803.73
		6319.59
		1357.81
		945.59
		1136.02
		941.08
		1209.2
		1022.83
		1702.19
		992.92
		1891.17
		909.24
		886.33
	1256.16	
	1580.56	
	2980.14	
	883.07	
	1063.41	
	997.6	
	1834.18	
	1032.27	
	2086.45	
	1644.79	

**REDACTED**

**List of Accounts and Write-Offs in Last 12 Months**

\*\*\* by Residential, Standard, Amt >= \$800, Last 12 Months \*\*\*

\*\*\*\*\*

CUST_CODE	PREM_CO	WRITE_OFF
		1626.46
		878.68
		1373.42
		844.18
		804.45
		2505.61
		2639.93
		3141.89
		1157.49
		1363.33
		1645.75
		1158.8
		3221.43
		938.41
		1696.81
		1354.07
		1075.96
		1078.98
		2004.5
		1626.01
		1865.79
		1625.12
		911.62
		2451.1
		1159.17
		1071.48
		1137.8
		1080.23
		1149.46
		1895.54
	1757.54	
	2222.91	
	2068.98	
	807.17	
	1028.89	
	1287.89	
	885.87	
	2020.01	
	1247.64	
	1357.05	
	872.56	
	959.96	
	1061.72	
	1296.18	
	1716.66	



**REDACTED**

**List of Accounts and Write-Offs in Last 12 Months**

\*\*\* by Residential, Standard, Amt >= \$800, Last 12 Months \*\*\*

\*\*\*\*\*


CUST_CODE	PREM_CO	WRITE_OFF
		2203.71
		1298.29
		1399.54
		1456.03
		1080.39
		982.76
		1325.56
		1446.96
		939.02
		933.33
		1005.12
		3223.07
		958.33
		1375.21
		2469.01
		1002.77
		985.84
		1908.27
		1341.22
		883.29
		1503.36
		2742.47
		861.75
		1050
		912.56
		1369.38
		942.65
		2447.89
		2464.39
		2226.71
		1035.24
		1878.94
		877.55
		2027.39
		821.12
		1194.96
		2438.32
		1719.62
		966.12
		1255.06
		1519.25
		4110
		1403.62
		1414.08
		1610.59

**REDACTED**

**List of Accounts and Write-Offs in Last 12 Months**

\*\*\* by Residential, Standard, Amt >= \$800, Last 12 Months \*\*\*

\*\*\*\*\*

CUST_CODE	PREM_CO	WRITE_OFF
		1383.12
		1022.71
		3644.33
		2779.1
		1498.42
		1798.67
		1085.89
		1265.1
		2222.36
		1310.02
		1529.92
		1883.89
		1331.53
		1672.26
		1613.3
		1540.31
		851.72
		1019.07
		1266.29
		2439.21
		812.19
		1926.53
		2310.4
		1298.15
		1726.7
		836.13
		2638.85
		1202.62
		1079.92
		1188.68
	2031.96	
	1322.15	
	1009.64	
	820.72	
	894.17	
	1080.89	
	1615.65	
	1310.69	
	3839.71	
	975.88	
	1467.37	
	997.82	
	1003.65	
	1749.98	
	1066.18	

**REDACTED**

**List of Accounts and Write-Offs in Last 12 Months**

\*\*\* by Residential, Standard, Amt >= \$800, Last 12 Months \*\*\*

\*\*\*\*\*

CUST_CODE	PREM_CO	WRITE_OFF
		4528.33
		1436.76
		1188.52
		810
		1913.13
		1166.86
		1776.27
		1331.42
		975.18
		1811.32
		1431.9
		1724.27
		856.79
		1010.48
		3865.74
		1014.92
		2264.79
		905.49
		925.59
		854.22
		1776.44
		1026.03
		1171.58
		3346.72
		1695.48
		2246.43
		1216.12
		2188.42
		2091.5
		999.29
		2264.11
		1019.25
		1869.26
		1026.56
		1833.09
		1982.47
		1971.53
		1198.45
		4856.76
		1100.75
		1001.95
		822.63
		1572.76
		1440.49
		916.23

**REDACTED**

**List of Accounts and Write-Offs in Last 12 Months**

\*\*\* by Residential, Standard, Amt >= \$800, Last 12 Months \*\*\*

\*\*\*\*\*


CUST_CODE	PREM_CO	WRITE_OFF
		888.22
		2249.91
		1129.41
		1746.05
		818.29
		817.06
		892.81
		2078.89
		1045.89
		1632.19
		2215.71
		913.68
		3595.1
		1108.12
		1377.67
		1518.78
		910.05
		1925
		1002.24
		1378.73
		2266.77
		860.8
		1488.6
		985
		814.35
		1741.17
		2287.44
		1757.12
		5091.99
		1373.16
		1524.86
		1530.05
		1163.04
		2758.67
		1666.28
		1474.81
		1754.75
		829.41
		1168.84
		1342.21
		3268.27
		3136.43
		1925.26
		881.81
		1145.52

**REDACTED**

**List of Accounts and Write-Offs in Last 12 Months**

\*\*\* by Residential, Standard, Amt >= \$800, Last 12 Months \*\*\*

\*\*\*\*\*


CUST_CODE	PREM_CO	WRITE_OFF
		5097.87
		1824.7
		2195.18
		5567.86
		1397.21
		1863.08
		1049.52
		900.14
		954.42
		1012.23
		1665.34
		890.79
		1879.4
		1178.62
		4613
		1589.35
		1123.98
		873.8
		2481.99
		2208.28
		2290.62
		1173.84
		5101.26
		1173.73
		979.46
		854.56
		2989.19
		1361.41
		834.98
		1840.02
	856.12	
	916.82	
	844.92	
	1133.82	
	810.87	
	1213.24	
	1280.39	
	2812.37	
	1114.22	
	1067.78	
	1103.58	
	1755.26	
	1124.11	
	995.27	
	2136.75	

**REDACTED**

**List of Accounts and Write-Offs in Last 12 Months**

\*\*\* by Residential, Standard, Amt >= \$800, Last 12 Months \*\*\*

\*\*\*\*\*

CUST_CODE	PREM_CO	WRITE_OFF
		1418.06
		905.06
		1126.77
		1477.57
		1414.65
		1228.34
		1353.22
		962.96
		1668.64
		1026.65
		1102.64
		1224.4
		1607.22
		1187.38
		961.8
		924.92
		1680.29
		1153.92
		1585.67
		1352.36
		999.21
		1618.19
		2346.59
		977.19
		951.86
		3151.61
		1195.51
		1188.31
		1012.97
		2512.05
		865.64
		1480.48
	6609.81	
	1665.12	
	3135.26	
	2099.44	
	2451.19	
	1622.67	
	3745.66	
	2813	
	1013.1	
	2203.59	
	838.18	
	2385.23	
	6114.3	

**REDACTED**

**List of Accounts and Write-Offs in Last 12 Months**

\*\*\* by Residential, Standard, Amt >= \$800, Last 12 Months \*\*\*

\*\*\*\*\*


CUST_CODE	PREM_CO	WRITE_OFF
		4369.3
		834.65
		1917.41
		1378.34
		1459.42
		959.82
		2386.4
		1444.5
		880.32
		830.21
		3145.34
		880
		893.48
		870.31
		1134.62
		850.55
		1874.16
		1911.15
		1226.95
		2165.43
		1710.57
		2224.19
		991
		1165.02
		829.44
		1349.2
		1217.58
		836.04
		1103.99
		1393.64
		805.29
		1461.62
		1089.14
		1782.66
		880.14
		4938.12
		3207.99
		808.54
		1042.61
		955.83
		1759.34
		1508.62
		894.2
		1168.6
		2889.64

**REDACTED**

**List of Accounts and Write-Offs in Last 12 Months**

\*\*\* by Residential, Standard, Amt >= \$800, Last 12 Months \*\*\*

\*\*\*\*\*

CUST_CODE	PREM_CO	WRITE_OFF
		995.05
		1217.61
		1299.46
		6154.99
		819.9
		2174.48
		950.23
		2579.35
		1326.33
		1121.11
		1860.88
		832.62
		900.7
		844.32
		1236.78
		1686.86
		1399.42
		927.37
		1159.86
		1627.23
		1600.89
		1451.8
		925.23
		1359.58
		1185.09
		2015.95
		1767.07
		1266.56
		1107.24
		924
	1984.07	
	1619.95	
	1198.65	
	1640.46	
	946.36	
	1003.29	
	1072.15	
	882.94	
	1387.09	
	1119.12	
	809.87	
	1764.17	
	1061.55	
	1436.4	
	1334.08	



**REDACTED**

**List of Accounts and Write-Offs in Last 12 Months**

\*\*\* by Residential, Standard, Amt >= \$800, Last 12 Months \*\*\*

\*\*\*\*\*


CUST_CODE	PREM_CO	WRITE_OFF
		1197.95
		2029.94
		1152.57
		908.09
		1140.49
		3149.35
		1349.82
		1537.33
		2041.48
		2075.6
		1393.57
		2045.72
		1558.23
		1056.56
		1119.37
		1515.27
		1199.76
		950.2
		2257.1
		1304.47
		3741.88
		1172.5
		1933.36
		1109.3
		2152.73
		848.76
		1370.33
		831.57
		1115.73
		1054.65
		1035.85
		1368.73
		1072.65
		1804.81
		1048.5
		1446.46
		1010.42
		1693.1
		1334.91
		833.38
		1334.04
		1657.21
		1982
		994.98
		3393.45

**REDACTED**

**List of Accounts and Write-Offs in Last 12 Months**

\*\*\* by Residential, Standard, Amt >= \$800, Last 12 Months \*\*\*

\*\*\*\*\*


CUST_CODE	PREM_CO	WRITE_OFF
		2663.47
		1044.72
		1126.17
		1958.69
		4855.26
		4424.91
		1209.91
		1176.71
		1581.8
		1424.59
		854.92
		815.78
		1822.19
		1387.4
		1680.95
		2260.58
		1454.51
		1088.92
		1862.07
		2456.17
		1304.54
		1219.5
		1992.03
		1365.23
		1282.36
		1230.39
		969.49
		1200.29
		4091.54
		2273.98
	1215.84	
	1244.24	
	1202.88	
	1685.95	
	966.49	
	935.74	
	989.07	
	1545.11	
	869.44	
	1128.95	
	920	
	944.57	
	892.29	
	1065.59	
	1185.75	

**REDACTED**

**List of Accounts and Write-Offs in Last 12 Months**

\*\*\* by Residential, Standard, Amt >= \$800, Last 12 Months \*\*\*

\*\*\*\*\*

CUST_CODE	PREM_CO	WRITE_OFF
		1507.36
		1066.58
		905.85
		1038.54
		1123.85
		1266.18
		1278.6
		907.19
		1915.08
		1010.22
		1136.02
		986.48
		1170.28
		912.85
		1215.33
		1730.1
		1347.4
		994.4
		2059.83
		1219.64
		1107.2
		2880.46
		878.28
		986.18
		1463.21
		1723.92
		1651.76
		1358.01
		1383.97
		956.58
	2349.53	
	1648.68	
	1404.62	
	1370.69	
	977.1	
	895	
	2363.76	
	1519.89	
	1081.47	
	1204.9	
	1510.44	
	2075.54	
	937.41	
	1009.7	
	998.03	

**REDACTED**

**List of Accounts and Write-Offs in Last 12 Months**

\*\*\* by Residential, Standard, Amt >= \$800, Last 12 Months \*\*\*

\*\*\*\*\*

CUST_CODE	PREM_CO	WRITE_OFF
		2196.82
		925.8
		1531.1
		2626.08
		1169.74
		1455.14
		850.92
		3724.27
		1413.15
		825.12
		1392.37
		3827.99
		1114.28
		1279.83
		2317.14
		954.4
		1165.52
		2681.63
		1254.15
		2009.7
		2222.52
		1061.67
		1758.17
		2605.53
		836.38
		1979.58
		900.27
		888.86
		1498.05
		943.28
	917.18	
	853.22	
	1511.59	
	1100.87	
	910.99	
	1702.46	
	1696.05	
	1034.58	
	1346.66	
	2302.82	
	1497.43	
	1971.68	
	1368.84	
	2167.22	
	1308.78	

**REDACTED**

**List of Accounts and Write-Offs in Last 12 Months**

\*\*\* by Residential, Standard, Amt >= \$800, Last 12 Months \*\*\*

\*\*\*\*\*


CUST_CODE	PREM_CO	WRITE_OFF
		1317.55
		1313.88
		1913.31
		2802.61
		975.98
		2713
		850.62
		3022.34
		1410.03
		1090.52
		950.93
		2995.35
		952.62
		1194.31
		1965.03
		5033.91
		1958.88
		1203.49
		1002.04
		1042.17
		1517.97
		2315.01
		1071.66
		1137.5
		1038.55
		3933.8
		1162.06
		1331.04
		2127.17
		1585.55
		1000.71
		1513.83
		1022.33
		3407.15
		850
		983.6
		1323.68
		1135.19
		1777.67
		971.41
		916.44
		806.51
		983.28
		1471.82
		2035.79

**REDACTED**

**List of Accounts and Write-Offs in Last 12 Months**

\*\*\* by Residential, Standard, Amt >= \$800, Last 12 Months \*\*\*

\*\*\*\*\*


CUST_CODE	PREM_CO	WRITE_OFF
		2515.71
		1121.45
		1025.45
		852.23
		1107.12
		1080.2
		1352.86
		1792.08
		3298.68
		1590.48
		956.73
		1275.12
		938.51
		883.42
		842.4
		821.93
		1072
		1611.08
		1060.85
		917.96
		800.06
		927.71
		879.36
		1479.66
		1548.96
		1053.01
		828.79
		1014.87
		814.45
		1298.91
		1250.46
		1074.06
		2103.64
	3966.95	
	1521.64	
	1711.19	
	5678.8	
	1439.89	
	1002.6	
	1147.65	
	821.82	
	3145.46	
	861.46	
	1596.34	
	876.44	

**REDACTED**

**List of Accounts and Write-Offs in Last 12 Months**

\*\*\* by Residential, Standard, Amt >= \$800, Last 12 Months \*\*\*

\*\*\*\*\*


CUST_CODE	PREM_CO	WRITE_OFF
		2484.94
		1052.5
		1076.54
		986.49
		1882.74
		856.43
		1936.38
		2183.07
		1334.51
		1011.29
		1950.66
		1040.18
		1106.88
		867.16
		853.03
		1783.7
		1464.86
		1552.15
		1034.19
		1793.02
		1254.62
		1555.54
		2500.13
		1330.12
		830.37
		1062.68
		2490.47
		1081.89
		1266.01
		992.21
	4181.56	
	2591.23	
	2088.65	
	1118.13	
	1364.63	
	1068.45	
	1495.46	
	2085.54	
	1945.08	
	1005.43	
	1174.62	
	1382.54	
	1680.22	
	887.44	
	893.31	

**REDACTED**

**List of Accounts and Write-Offs in Last 12 Months**

\*\*\* by Residential, Standard, Amt >= \$800, Last 12 Months \*\*\*

\*\*\*\*\*

CUST_CODE	PREM_CO	WRITE_OFF
		1347.77
		2023.84
		3551.31
		2763.93
		1422.48
		1791.89
		3105.1
		1848.26
		1009.3
		1905.15
		1695.1
		1026.04
		1096.86
		1103.18
		1495.6
		1601.2
		1838.71
		955.25
		1122.29
		1406.38
		2235.3
		892.07
		2317.84
		1037.55
		1504.53
		1339.53
		1455.1
		1676.4
		1383.76
		1547.68
	1326.35	
	1930.17	
	1218.16	
	1894.51	
	1389.39	
	926.21	
	822.86	
	2143.81	
	3054.18	
	1448.79	
	1211.37	
	1699.53	
	940.06	
	1064.67	
	3246.33	




**REDACTED**

**List of Accounts and Write-Offs in Last 12 Months**

\*\*\* by Residential, Standard, Amt >= \$800, Last 12 Months \*\*\*

\*\*\*\*\*


CUST_CODE	PREM_CO	WRITE_OFF
		2549.14
		871.49
		1212.59
		1548.7
		2586.52
		1681.36
		5229.03
		940
		869.92
		2193.88
		1831.36
		1174.76
		1206.49
		1257.62
		938.95
		839.53
		837.11
		1071.11
		6376.88
		1636.4
		992.76
		1542
		1781.25
		964.6
		1028.46
		1655.32
		1654.39
		1387.08
		1451.21
		1836.78
		880.02
		5906.54
		913
		1563.94
	2107.6	
	10390.06	
	949.27	
	1183.07	
	3067.02	
	1347.06	
	1095.11	
	1045.43	
	1529.22	
	852.87	
	1877.01	

**REDACTED**

**List of Accounts and Write-Offs in Last 12 Months**

\*\*\* by Residential, Standard, Amt >= \$800, Last 12 Months \*\*\*

\*\*\*\*\*

CUST_CODE	PREM_CO	WRITE_OFF
		1235.78
		1174.24
		898.9
		3232.87
		1585.53
		905.63
		1450.52
		1277.4
		2452.13
		1930.16
		1017.07
		1504.21
		1100.71
		1184.17
		1160.93
		4637.08
		2080.2
		1710.78
		2249.45
		925.71
		921.95
		869.31
		2335.44
		1299.68
		3495.48
		1236.53
		1157.79
		1495.33
		1123.32
		1453.74
	909.14	
	1655.54	
	909.72	
	857.89	
	810.37	
	1473.44	
	809.63	
	1596.29	
	1565.5	
	2546.24	
	1820.09	
	1270.57	
	1803.63	
	1694.12	
	1145.08	

**REDACTED**

**List of Accounts and Write-Offs in Last 12 Months**

\*\*\* by Residential, Standard, Amt >= \$800, Last 12 Months \*\*\*

\*\*\*\*\*

CUST_CODE	PREM_CO	WRITE_OFF
		1393.91
		1497.59
		2411.7
		1080.05
		1412.6
		851.69
		1759.12
		1497.38
		2458.69
		1383.34
		1174.13
		868.83
		1083.69
		886.8
		881.79
		1744.44
		4254.51
		1933.95
		1079.59
		3765.54
		1790.21
		1028.45
		1822.29
		1541.09
		2139.78
		3364.59
		804.8
		1506.89
		2126.44
		1366.38
		1517.3
		1855.58
		1250.51
		1102.96
		4484.11
		2054.38
		1757.81
		2196.29
		1160.6
		1205.01
		1063.61
		1622.04
		1784.95
		1031.1
		854.44

**REDACTED**

**List of Accounts and Write-Offs in Last 12 Months**

\*\*\* by Residential, Standard, Amt >= \$800, Last 12 Months \*\*\*

\*\*\*\*\*


CUST_CODE	PREM_CO	WRITE_OFF
		1728.24
		975.87
		2303.43
		811.82
		2455.22
		874.26
		1246.23
		920.57
		806.74
		1981.57
		859.1
		1431.77
		1044.47
		855.34
		1047.41
		974.81
		2464.24
		981.51
		1384.65
		985.81
		1401.73
		1346.93
		1288.64
		1244.19
		854.57
		1252.62
		861.54
		1305.56
		1615
		2140.98
		1537.27
		1929.01
	1090.72	
	1679.99	
	1861.87	
	1045.35	
	4118.29	
	1346.71	
	1346.08	
	1724.36	
	1297.19	
	999	
	1224.59	
	1106.59	
	1197.63	

**REDACTED**

**List of Accounts and Write-Offs in Last 12 Months**

\*\*\* by Residential, Standard, Amt >= \$800, Last 12 Months \*\*\*

\*\*\*\*\*


CUST_CODE	PREM_CO	WRITE_OFF
		1937.3
		1041.47
		1204.05
		1262.96
		1083.11
		1153.92
		1010.24
		1814.77
		2070.21
		1223.75
		1493.96
		900.16
		1465.54
		1104.07
		1464.8
		1600.92
		1382.18
		2823.49
		2214.9
		2397.07
		1673.75
		3266.31
		1385.41
		956.52
		984.07
		972.96
		1560.02
		3437.51
		2550.36
		1100.93
		1424.54
		1354.56
		1513.02
		1756.23
		1004.35
	1292.9	
	812.28	
	983.95	
	1546.91	
	820	
	839.74	
	1358.95	
	1879.54	
	891.44	
	1229.3	

**REDACTED**

**List of Accounts and Write-Offs in Last 12 Months**

\*\*\* by Residential, Standard, Amt >= \$800, Last 12 Months \*\*\*

\*\*\*\*\*


CUST_CODE	PREM_CO	WRITE_OFF
		2532.29
		817.16
		1222.96
		871.04
		2933.52
		1608.99
		4873.01
		887.73
		1105.9
		1230.06
		1248.89
		920.19
		1118.05
		1258.18
		872.86
		1476.27
		1176.29
		1307.46
		801.03
		1199.93
		1106.47
		1255.88
		922.08
		3093.2
		985.11
		836.37
		848.85
		1166.38
		1384.4
		1488.2
	1049.7	
	838.37	
	1022.51	
	1068.26	
	2851.35	
	1055.97	
	2451.99	
	1634.08	
	801.78	
	1094.99	
	1280.43	
	958.04	
	974.67	
	1342.52	
	1082.6	

**REDACTED**

**List of Accounts and Write-Offs in Last 12 Months**

\*\*\* by Residential, Standard, Amt >= \$800, Last 12 Months \*\*\*

\*\*\*\*\*


CUST_CODE	PREM_CO	WRITE_OFF
		1319.77
		1202.12
		1409.84
		3100.74
		964.33
		1002.75
		1237.19
		909.43
		830.65
		1638.02
		1713.57
		857.11
		865.57
		2467.19
		1477.79
		1550.34
		873.46
		2277.04
		2037.67
		1126.89
		1275.33
		946.31
		2240.21
		827.95
		1731.21
		1215.63
		1110.07
		1861.82
		2403.77
		1316.71
		813.57
		1115.32
		2845.34
		1645.02
		1329.56
		953.93
		914.32
		1009.01
		1915.85
		1132.01
	992.18	
	860.06	
	837.98	
	1608.99	
	6030.57	

**REDACTED**

**List of Accounts and Write-Offs in Last 12 Months**

\*\*\* by Residential, Standard, Amt >= \$800, Last 12 Months \*\*\*

\*\*\*\*\*

CUST_CODE	PREM_CO	WRITE_OFF
		1071.53
		1096.25
		4754.1
		829.36
		1715.75
		1127.02
		977.53
		1039.13
		2301.21
		1555.9
		1606.52
		3763.66
		2101.52
		1952.17
		803.4
		1091.13
		1012.68
		1248.33
		1575.38
		1222.66
		888.77
		2711.69
		921.4
		1827.47
		2727.55
		862
		1433.91
		868.65
		914.37
		1480.79
	2854.75	
	834.93	
	806.98	
	1317.57	
	2285.18	
	801.35	
	837.32	
	1102.16	
	1389.04	
	810.18	
	874.33	
	1734.2	
	1022.39	
	1078.32	
	1400.66	




**REDACTED**

**List of Accounts and Write-Offs in Last 12 Months**

\*\*\* by Residential, Standard, Amt >= \$800, Last 12 Months \*\*\*

\*\*\*\*\*


CUST_CODE	PREM_CO	WRITE_OFF
		1049.28
		830.13
		1178.16
		2645.67
		1157.48
		2697.48
		818.78
		3259.48
		1049.95
		996.46
		1570.89
		878.43
		2140.9
		1166.78
		979.34
		1306.78
		959.53
		1125.06
		2117.65
		1803.05
		1253.43
		903.64
		1265.51
		1407.89
		995.68
		935.49
		3852.67
		2760.82
		944.78
		1383.23
		4646.13
		1421.84
		1323
		1360.33
		1321.18
		1230.07
		1080.48
		1697.18
		942.07
		1403.11
	2495.3	
	975.37	
	1392.86	
	1064.22	
	802.88	

**REDACTED**

**List of Accounts and Write-Offs in Last 12 Months**

\*\*\* by Residential, Standard, Amt >= \$800, Last 12 Months \*\*\*

\*\*\*\*\*

CUST_CODE	PREM_CO	WRITE_OFF
		1220.76
		1322.57
		999.89
		985.01
		1255.06
		1634.57
		1551.48
		1018.87
		1687.91
		1720.51
		1571.98
		2872.77
		994.42
		957.65
		1003.65
		2123.41
		1423.73
		961.46
		1006.82
		3008.79
		1010.78
		875.1
		1212.75
		1338.95
		1867.92
		890.67
		838.43
		2111.26
		1282.38
		5911.8
		1449.44
		2259.38
	2201.3	
	1238.28	
	1441.73	
	3713.39	
	1084.66	
	1355.34	
	1487.98	
	1095.63	
	1028.79	
	1269.32	
	1687.22	
	2576.99	
	1589.52	

**REDACTED**

**List of Accounts and Write-Offs in Last 12 Months**

\*\*\* by Residential, Standard, Amt >= \$800, Last 12 Months \*\*\*

\*\*\*\*\*


CUST_CODE	PREM_CO	WRITE_OFF
		1373.55
		1120.24
		1113.15
		1209.55
		1663.2
		1375.07
		2487.04
		2065.22
		882.87
		943.51
		1547.83
		1051.19
		1670.09
		2559.54
		1509.83
		831.98
		1697.7
		1296.74
		817.17
		3416.84
		1641.35
		1962.19
		908.53
		936.24
		848.9
		1683.42
		2284.52
		1014.24
		972.78
		1031.29
		1595.49
		1128.78
		1269.45
		831.6
		1139.01
		1325.55
		2253.09
		1436.16
		1682.72
		1246.84
		1072.08
		1220.38
		1556.85
		1887.09
		11542.84

**REDACTED**

**List of Accounts and Write-Offs in Last 12 Months**

\*\*\* by Residential, Standard, Amt >= \$800, Last 12 Months \*\*\*

\*\*\*\*\*


CUST_CODE	PREM_CO	WRITE_OFF
		861.74
		2224.81
		856
		1566
		3029.27
		1488.02
		3913.01
		1255.59
		833.09
		2725.51
		2024.73
		1249.91
		2974.31
		1218.52
		1405
		1053.9
		1954.91
		3058.67
		998.67
		1686
		2016.07
		1234.24
		1113.61
		995.23
		2048.53
		2501.75
		1622.22
		2022.55
		1970.28
		2229.76
	841.17	
	911.49	
	870.56	
	819.41	
	2217.16	
	2784.24	
	947	
	1325.81	
	885.42	
	864.94	
	1398.8	
	1479.71	
	1002.44	
	1610.33	
	1092.01	

**REDACTED**

**List of Accounts and Write-Offs in Last 12 Months**

\*\*\* by Residential, Standard, Amt >= \$800, Last 12 Months \*\*\*

\*\*\*\*\*

CUST_CODE	PREM_CO	WRITE_OFF
		1574.71
		1270.2
		1962.54
		806.68
		1506.33
		882.6
		1074.16
		861.56
		1593.05
		2198.19
		822.94
		1003.84
		1468.45
		1399.75
		2010.01
		2857.17
		804.84
		2311.24
		3710.86
		1863.4
		991.17
		1230.15
		2127.86
		949.58
		1053.9
		1763.25
		1802.68
		1017.75
		1878.94
		859.34
	854.61	
	800.54	
	860.9	
	1027.71	
	1137.47	
	1126.53	
	1592.76	
	3009.65	
	831.07	
	1018.12	
	1714.88	
	876.29	
	1006.26	
	2577.52	
	917.4	

**REDACTED**

**List of Accounts and Write-Offs in Last 12 Months**

\*\*\* by Residential, Standard, Amt >= \$800, Last 12 Months \*\*\*

\*\*\*\*\*


CUST_CODE	PREM_CO	WRITE_OFF
		1012.73
		1594.52
		1696.09
		1213.72
		1022.27
		1025.94
		953.05
		1098.74
		2855.42
		1500.11
		4437.7
		1087.14
		1630.57
		2177.2
		1033.46
		1118.2
		1725.26
		2911.53
		1756.05
		857.28
		1885.49
		887.13
		906.64
		1854.79
		1273
		1287
		1557.09
		1924.35
		2224.72
		1188.38
		1114.46
		947.29
		1853.1
		1348.03
		1322.68
		1253.2
		853.53
		834.75
		1349.04
		1162.2
		1025.37
		988.4
		895.98
		800.44
		1376.91

**REDACTED**

**List of Accounts and Write-Offs in Last 12 Months**

\*\*\* by Residential, Standard, Amt >= \$800, Last 12 Months \*\*\*

\*\*\*\*\*


CUST_CODE	PREM_CO	WRITE_OFF
		1265.48
		1280.93
		1204.39
		872.65
		2203.54
		1016.2
		1992.53
		1246.11
		1289.24
		1332.47
		1916.52
		1163.65
		1052.81
		1817.21
		1534.26
		991.79
		2677.35
		1101.66
		1708.98
		1100.2
		829.05
		884.39
		907.65
		1592.21
		1855.49
		1449.06
		1724.15
		4046.63
		1480.73
		1083.35
		1490.64
		1608.53
	4252.51	
	1178.12	
	962.36	
	1489.02	
	2512.03	
	2089.15	
	1879.09	
	2888.94	
	824.07	
	3904.87	
	825.37	
	821.21	
	1007.85	

**REDACTED**

**List of Accounts and Write-Offs in Last 12 Months**

\*\*\* by Residential, Standard, Amt >= \$800, Last 12 Months \*\*\*

\*\*\*\*\*

CUST_CODE	PREM_CO	WRITE_OFF
		1646.34
		917.65
		1659.9
		3751.13
		1877.12
		2862.49
		972.12
		2895.57
		2710.42
		846.66
		1422.89
		1252.68
		811.37
		865.04
		914.24
		969.32
		929.02
		961.39
		1617.73
		1062.58
		1137.71
		1006.29
		8011.67
		2691.09
		1027.13
		1557.55
		1615.73
		1556.34
		959.45
		1254.05
		1927.7
		1343.48
		1193.97
		803.28
		1194.76
	1442.11	
	863.63	
	1786.56	
	2575.41	
	1171.69	
	1193.47	
	981.67	
	1195.26	
	879.27	
	1242.78	




**REDACTED**

**List of Accounts and Write-Offs in Last 12 Months**

\*\*\* by Residential, Standard, Amt >= \$800, Last 12 Months \*\*\*

\*\*\*\*\*


CUST_CODE	PREM_CO	WRITE_OFF
		1061.75
		1204.79
		888
		1233.45
		1050.69
		1391.9
		1785.4
		1755.92
		1378.79
		1420.06
		1038.3
		867.14
		857.37
		1339.65
		3010.88
		1719.23
		1144.04
		896.61
		853.9
		1300.89
		1095.08
		1147.75
		1351.73
		1064.3
		1299.13
		869.1
		838.29
		1296.15
		8648.85
		1057.47
	1033.82	
	1299.98	
	1565.41	
	1561.04	
	1113.17	
	857.74	
	967.81	
	886.88	
	1785.59	
	2547.69	
	2389.87	
	2097.74	
	1171.13	
	1862.47	
	4542.27	

**REDACTED**

**List of Accounts and Write-Offs in Last 12 Months**

\*\*\* by Residential, Standard, Amt >= \$800, Last 12 Months \*\*\*

\*\*\*\*\*


CUST_CODE	PREM_CO	WRITE_OFF
		1944.96
		1593.91
		898.84
		1302.67
		827.03
		4216.21
		800.8
		1257.68
		1435.15
		1267.16
		1100
		1717.62
		918
		887.17
		1480.89
		988.19
		1135.16
		2107.57
		3086.86
		1575.12
		1951.22
		1107.16
		967.28
		801.31
		1136.17
		819.01
		869.55
		843.94
		965.5
		1696.62
	1350.2	
	1929.77	
	1303.09	
	1623.32	
	1371.32	
	1186.54	
	1201.13	
	960.8	
	3632.72	
	2566.11	
	1279	
	1427.01	
	1049.8	
	1156.87	
	1238.61	

**REDACTED**

**List of Accounts and Write-Offs in Last 12 Months**

\*\*\* by Residential, Standard, Amt >= \$800, Last 12 Months \*\*\*

\*\*\*\*\*


CUST_CODE	PREM_CO	WRITE_OFF
		4145.88
		2579.81
		1085.18
		1429.08
		1000.33
		1276.79
		2259.47
		2073.59
		1599.1
		1496.78
		1425.29
		1237.02
		836.33
		1165.78
		2632.11
		1508.32
		3067.01
		804.67
		1612.2
		1383.43
		1250.12
		801.99
		1889.41
		878.89
		1929.01
		874.77
		842.49
		1022.26
		1490.67
		2159
		822.01
		1015.91
		1651.96
	803.52	
	2437.71	
	1638.18	
	1004.9	
	1078.53	
	815.48	
	1656.27	
	1038.7	
	1929.89	
	989.98	
	1110.93	
	1127.03	

**REDACTED**

**List of Accounts and Write-Offs in Last 12 Months**

\*\*\* by Residential, Standard, Amt >= \$800, Last 12 Months \*\*\*

\*\*\*\*\*

CUST_CODE	PREM_CO	WRITE_OFF
		1479.98
		2001.35
		1976.03
		1576.67
		2455.53
		2523.89
		1162.71
		921.27
		897.19
		890.03
		854.42
		807.59
		967.56
		1667.03
		1294.38
		1808.77
		1046.7
		2657.86
		1060.76
		895.45
		2483.37
		2758.02
		808.89
		1218.94
		890.28
		1622.66
		1236.02
		1429.28
		1945.33
		1076.05
		904.88
		1859.89
		927.25
		1834.74
		869.6
	1185.96	
	4276.94	
	1146.57	
	1619.49	
	1218.73	
	1389.02	
	1056.38	
	2101.17	
	1537	
	1241.48	

**REDACTED**

**List of Accounts and Write-Offs in Last 12 Months**

\*\*\* by Residential, Standard, Amt >= \$800, Last 12 Months \*\*\*

\*\*\*\*\*


CUST_CODE	PREM_CO	WRITE_OFF
		970.7
		1307.65
		1514.04
		969.32
		1032.08
		1951.27
		885.38
		807.99
		1244.77
		1643.66
		1509.77
		1233.54
		908.74
		1186.86
		1574.73
		3161.31
		830.34
		1454
		1188.76
		805.26
		1157.68
		2315.92
		2274.37
		1454.53
		1675.52
		2619.09
		1900.9
		1327.62
		1098.08
		1901.53
		1145.01
		1120.25
		1086.97
		943.98
		978.62
		1002.34
		1161.49
		872.02
		1104.68
		1197.39
		1291.25
		1812.02
		952.51
		1354.83
		846.8

**REDACTED**

**List of Accounts and Write-Offs in Last 12 Months**

\*\*\* by Residential, Standard, Amt >= \$800, Last 12 Months \*\*\*

\*\*\*\*\*


CUST_CODE	PREM_CO	WRITE_OFF
		1364.46
		1683.3
		2911.03
		1950.62
		905.38
		941.91
		821.07
		1104.34
		4727.33
		1194.29
		2446.26
		2309.97
		1315.76
		2623.19
		981.45
		972.39
		2653.03
		960.1
		2220.1
		1040.64
		1067.58
		1495.37
		2609.14
		820.42
		833.89
		911.68
		1961.46
		1125.01
		1119.27
		1675.24
	806.46	
	1576.88	
	3383.99	
	876.91	
	1322.66	
	1079.79	
	988.96	
	1542	
	4945.1	
	1809.9	
	1406.76	
	3264.44	
	1062.94	
	1625.97	
	1069.19	

**REDACTED**

**List of Accounts and Write-Offs in Last 12 Months**

\*\*\* by Residential, Standard, Amt >= \$800, Last 12 Months \*\*\*

\*\*\*\*\*

CUST_CODE	PREM_CO	WRITE_OFF
		1554.78
		1058.52
		1541.42
		1688.98
		1186.46
		990.92
		1506.73
		980.83
		1120.92
		1140.19
		1492.95
		2991.51
		922.06
		859.53
		1935.13
		3181.94
		878.21
		1094.3
		2034.94
		1847.12
		1788.46
		953.39
		803.18
		3487.53
		1019.01
		1076.58
		1628.2
		867.81
		999.29
		1113.08
		981.77
		1319.57
		1083.49
		1225.72
		1762.11
	840.45	
	1230.41	
	909.44	
	3029.44	
	1618.94	
	1103.82	
	2803.35	
	1296.27	
	1981.94	
	2415.93	

**REDACTED**

**List of Accounts and Write-Offs in Last 12 Months**

\*\*\* by Residential, Standard, Amt >= \$800, Last 12 Months \*\*\*

\*\*\*\*\*

CUST_CODE	PREM_CO	WRITE_OFF
		870.24
		847.5
		1186.76
		3428.49
		2793.37
		1128.45
		1021
		905.99
		1155.27
		2731.7
		818.06
		846.47
		4076.3
		3917
		1782.58
		5368.56
		833.85
		1925.61
		1869.48
		976.47
		977.46
		1285.57
		1018.09
		1822.37
		1696.67
		948.47
		1232.86
		1103.28
		986.68
		1122.08
		830.45
		1108.32
		1240.82
		1508.09
		910.92
		862.86
		1479.08
		917.24
		914
		2002.68
		1044
		2155.62
		1865.88
		1351.52
		4044.84




**REDACTED**

**List of Accounts and Write-Offs in Last 12 Months**

\*\*\* by Residential, Standard, Amt >= \$800, Last 12 Months \*\*\*

\*\*\*\*\*

CUST_CODE	PREM_CO	WRITE_OFF
		1303.54
		1028.81
		1070.51
		812.49
		1607.85
		1431.41
		1711.88
		1905.42
		1308.43
		900.81
		1838.33
		1262.38
		1033.51
		1318.75
		2242.95
		1809.63
		854.03
		2848.47
		1226.72
		2641.58
		871.5
		1957.24
		1714.02
		1087
		1853.58
		1194.17
		2387.67
		1821.27
		1373.22
		3221.47
		1515.48
		2677.32
		2447.25
	965.99	
	1746.54	
	1464.18	
	1201.6	
	1065.5	
	1554.59	
	1229.55	
	1546.64	
	1787.85	
	1446.26	
	2478.05	
	4153.83	

**REDACTED**

**List of Accounts and Write-Offs in Last 12 Months**

\*\*\* by Residential, Standard, Amt >= \$800, Last 12 Months \*\*\*

\*\*\*\*\*


CUST_CODE	PREM_CO	WRITE_OFF
		1308.28
		1325.36
		1820.21
		824.6
		1198.64
		1738.92
		857.72
		1663.42
		1048.71
		915.51
		3762.92
		1474.45
		1769.62
		883.46
		906.45
		808.26
		3059.97
		1282.16
		1098.86
		1603.96
		1809.88
		1864.92
		2879.84
		922.09
		1664.34
		1942.99
		875.15
		1232.03
		3181.59
		1199.23
		1007.72
		1498.03
		1084
		895.76
		1317.96
		944.62
		1805.85
		2075.01
		1128.7
		1182.17
		1204.92
		2749.94
		1306.72
		1993.63
		1257.81

**REDACTED**

**List of Accounts and Write-Offs in Last 12 Months**

\*\*\* by Residential, Standard, Amt >= \$800, Last 12 Months \*\*\*

\*\*\*\*\*


CUST_CODE	PREM_CO	WRITE_OFF
		1114.16
		1254.64
		2602.69
		1458.68
		2561.3
		1012.17
		1117.78
		810.52
		1203.83
		2041.77
		1165.04
		1240.92
		1508.01
		1516.56
		3008.13
		876.24
		1620.87
		2496.62
		2262.26
		1398.94
		1368.16
		1359.57
		1213.05
		1565.23
		4025.32
		1925.67
		820.06
		2581.05
		1030.72
		992.53
	3428.39	
	841.88	
	1026.42	
	1373.08	
	1034.21	
	1455.05	
	2316.19	
	1237.14	
	2100.2	
	1057.05	
	2359.67	
	1179.25	
	1272.92	
	1062.81	
	1110.45	

**REDACTED**

**List of Accounts and Write-Offs in Last 12 Months**

\*\*\* by Residential, Standard, Amt >= \$800, Last 12 Months \*\*\*

\*\*\*\*\*

CUST_CODE	PREM_CO	WRITE_OFF
		2995.36
		1095.54
		1011.89
		1544.65
		1376.64
		1429.24
		3181.15
		1436.73
		2240.11
		1229.73
		1151.55
		1344.69
		841.53
		983.36
		2390.69
		879.85
		896.91
		1796.37
		1079.01
		963.31
		1727.75
		825.13
		1527.45
		843.08
		1390.47
		1079.63
		1242.68
		1860.35
		998.66
		944.75
	2437.62	
	942.92	
	1046	
	1202.36	
	1513.2	
	808.23	
	1261.66	
	1065.19	
	2337.22	
	1186.41	
	3365.46	
	926.03	
	1209.73	
	3539.4	
	1204.03	

**REDACTED**

**List of Accounts and Write-Offs in Last 12 Months**

\*\*\* by Residential, Standard, Amt >= \$800, Last 12 Months \*\*\*

\*\*\*\*\*


CUST_CODE	PREM_CO	WRITE_OFF
		1107.36
		2205.17
		1212.22
		1298.69
		1678.41
		2315.8
		1185.76
		1338.36
		1351.06
		2337.9
		839.3
		1194.09
		1565.65
		2164.82
		1161.65
		904.46
		2537.9
		2402.46
		1468.02
		1090.2
		987.32
		1373.97
		5876.29
		2383.3
		807.47
		1303.01
		2004.02
		2341.15
		1100.01
		1361.03
		1963.85
		1297.91
		870.53
		1097.63
		2551.33
		817.59
		2353.06
		953.86
		2376.39
		1131.24
		1416.92
		1501.52
		1167.43
		919.41
		1856.06

**REDACTED**

**List of Accounts and Write-Offs in Last 12 Months**

\*\*\* by Residential, Standard, Amt >= \$800, Last 12 Months \*\*\*

\*\*\*\*\*


CUST_CODE	PREM_CO	WRITE_OFF
		2753.02
		801.98
		1272.47
		2287.33
		3440.53
		1009.54
		1307.11
		2002.53
		1273.49
		1166.38
		879.16
		3593.88
		866.43
		1585.11
		1514.15
		1187.88
		1139.69
		991.62
		854.5
		1833.36
		2533.38
		868.77
		3527.48
		956.07
		1552.63
		1510.38
		985.49
		1970.04
		2065.2
		1736.04
	1122.09	
	2260.65	
	1225.25	
	817.37	
	1056.38	
	1166.03	
	1683.03	
	810.32	
	874.14	
	854.63	
	1639.18	
	1495.72	
	1578.78	
	2416.98	
	1057.16	

**REDACTED**

**List of Accounts and Write-Offs in Last 12 Months**

\*\*\* by Residential, Standard, Amt >= \$800, Last 12 Months \*\*\*

\*\*\*\*\*

CUST_CODE	PREM_CO	WRITE_OFF
		872.47
		1450.85
		895.83
		1082.96
		2308.64
		1411.21
		6619
		898.5
		1768.25
		1360.93
		1999.01
		1642.24
		1391.65
		1249.87
		989.65
		2144.48
		855.47
		1056.85
		2399.03
		809.07
		1901.93
		1201.62
		1130.53
		1106.55
		1317.67
		2137.83
		1471.07
		911.22
		980.24
		1256.63
	1146.45	
	2294.15	
	1182.06	
	2452.46	
	2052.42	
	2437.24	
	1317.35	
	843.67	
	1037.77	
	3854.68	
	3029.58	
	1342.38	
	1420.56	
	1049.26	
	2480.8	

**REDACTED**

**List of Accounts and Write-Offs in Last 12 Months**

\*\*\* by Residential, Standard, Amt >= \$800, Last 12 Months \*\*\*

\*\*\*\*\*

CUST_CODE	PREM_CO	WRITE_OFF
		1784
		1711.53
		2154.22
		1748.69
		1578.12
		2275.83
		1475.1
		1110.81
		830.43
		976.07
		865.1
		1479.49
		2064.56
		3254.95
		1842.68
		2036.83
		979.86
		2039.77
		930.5
		1534.24
		1560.22
		884.47
		886.02
		865.96
		1916.96
		1486.11
		2690.2
		1120.67
		1304.47
		1073.21
		1127.66
		840.7
		1696.47
		1487.49
		1461.98
		1101.99
		1605.02
		1466.54
		1115.36
		1102.39
		1288
		1283.08
		3174.55
		1320.24
		1548.54



**REDACTED**

**List of Accounts and Write-Offs in Last 12 Months**

\*\*\* by Residential, Standard, Amt >= \$800, Last 12 Months \*\*\*

\*\*\*\*\*


CUST_CODE	PREM_CO	WRITE_OFF
		822.2
		1002
		2323.31
		928.8
		3970.33
		969.46
		1253.06
		1055.71
		1236.48
		1275.94
		2209.32
		2195.85
		1753.26
		840
		2742.19
		2792.2
		984.86
		866.35
		2188.15
		1630.14
		1532.15
		979.33
		1498.69
		2379.76
		1011.91
		1406.96
		1805.82
		1508.18
		1947.87
		1633.51
		1155.7
		1046.51
		2287.72
		1503.23
		908.66
		935.44
		1423.04
		1031.81
		1261.8
		2207.31
		1774.61
		2517.47
		2138.76
		1026.63
		1679.69

**REDACTED**

**List of Accounts and Write-Offs in Last 12 Months**

\*\*\* by Residential, Standard, Amt >= \$800, Last 12 Months \*\*\*

\*\*\*\*\*

CUST_CODE	PREM_CO	WRITE_OFF
		2181.08
		938.31
		1358.19
		1109.84
		920.29
		912.66
		1301.67
		1015.31
		1828.96
		2344.96
		1050.64
		1220.1
		910.45
		1748.09
		968.54
		1287.54
		976.95
		1533.35
		1358.39
		855.86
		1337.02
		838.93
		1357.22
		1058.46
		884.92
		848.92
		1044.15
		1285.04
		1122.64
		1706.67
	835.2	
	2361.5	
	943.65	
	1019.76	
	1351.83	
	1223.57	
	1472.26	
	1506.12	
	972.21	
	1294.42	
	1636.18	
	846.17	
	884.43	
	871.59	
	1593.75	

**REDACTED**

**List of Accounts and Write-Offs in Last 12 Months**

\*\*\* by Residential, Standard, Amt >= \$800, Last 12 Months \*\*\*

\*\*\*\*\*

CUST_CODE	PREM_CO	WRITE_OFF
		1011.01
		2984.57
		1282.8
		929.24
		1465.98
		1865.8
		876.28
		1346.7
		1136.39
		1007.87
		1213.77
		2642.13
		1233.98
		2167.64
		1041.21
		2202.35
		1551.9
		1733.02
		1493.78
		1799.65
		3259.94
		876.07
		1482.79
		2521.6
		2202.03
		1393.68
		1441.27
		886.72
		1169.37
		842.46
		1484.56
		950.53
		1362.59
		2098.35
		1895.71
		866.47
		982.52
		6088.2
		1193.53
		850.56
		2916.09
		2004.53
		1915.81
		969.43
		829.88

**REDACTED**

**List of Accounts and Write-Offs in Last 12 Months**

\*\*\* by Residential, Standard, Amt >= \$800, Last 12 Months \*\*\*

\*\*\*\*\*


CUST_CODE	PREM_CO	WRITE_OFF
		2759.17
		4458.58
		1098.01
		1032.38
		968.86
		1208.91
		1957.65
		1323.09
		1444.99
		1130.85
		1733.7
		1695.33
		922.94
		1146.44
		1336.99
		1992.21
		2243.61
		906.67
		997.18
		899.17
		1275.51
		1064.66
		2140.33
		1602.53
		1294.43
		894.81
		2357.4
		2265.2
		897.22
		1725.94
		826.18
		885.38
		1203.97
		929.73
		985.71
		1732.78
		1850.12
		803.21
		859.18
		1436.55
		2389.74
		2695
		1283.16
		3616.42
		1496.93

**REDACTED**

**List of Accounts and Write-Offs in Last 12 Months**

\*\*\* by Residential, Standard, Amt >= \$800, Last 12 Months \*\*\*

\*\*\*\*\*


CUST_CODE	PREM_CO	WRITE_OFF
		1148.79
		1045.07
		1033.37
		833.18
		822.1
		2767.61
		925.59
		865.38
		1196.26
		3413.03
		1004.01
		1254.99
		1338.75
		926.21
		1036.39
		2570.7
		1289.33
		974.12
		855.01
		1391.42
		1009.67
		1001.13
		1356.07
		1092.31
		2005.02
		1025.76
		988.7
		939.46
		1291.06
		1307.26
		982.1
		2971.72
	1482.33	
	1577.41	
	1384.45	
	1720.73	
	1286.4	
	1019.41	
	826.31	
	1013.47	
	1571.57	
	1572.57	
	1403.03	
	1236.46	
	836.51	

**REDACTED**

**List of Accounts and Write-Offs in Last 12 Months**

\*\*\* by Residential, Standard, Amt >= \$800, Last 12 Months \*\*\*

\*\*\*\*\*


CUST_CODE	PREM_CO	WRITE_OFF
		1937.83
		1523.56
		839.93
		2031.84
		1031.45
		2099.32
		2043.88
		1369.98
		3089.15
		1331.78
		1197.66
		1209.56
		5486.5
		962.87
		1309.44
		2295.14
		2730.25
		2176.17
		1383.53
		1228.64
		959.3
		930.3
		883.79
		1258.97
		1069.46
		1034.64
		1405.64
		880.21
		1332.85
		865.98
		2218.56
		1309.76
		1907.39
		1959.75
		1719.36
		3008.42
		1144.4
		1485.49
		1520.34
		2405.79
	2381.41	
	1107.59	
	4351.39	
	1621.85	
	1685.6	

**REDACTED**

**List of Accounts and Write-Offs in Last 12 Months**

\*\*\* by Residential, Standard, Amt >= \$800, Last 12 Months \*\*\*

\*\*\*\*\*


CUST_CODE	PREM_CO	WRITE_OFF
		2904.49
		1914.86
		1670.34
		1289.24
		1157.93
		1545
		899.28
		1484.89
		829.67
		1517.6
		5805.98
		1243.5
		4614.28
		2123.87
		1128.24
		1446.81
		1059.23
		1878.75
		1244.83
		6564.94
		842.48
		909.98
		1105.53
		970.82
		902.33
		1330.01
		1099.59
		987.34
		1363.3
		852.82
	1158.66	
	2493.4	
	1736.97	
	894.74	
	1136.1	
	1782.9	
	833.99	
	1690.16	
	1083.6	
	1184.47	
	996.12	
	1511.15	
	1844.92	
	1510.01	
	1131.11	

**REDACTED**

**List of Accounts and Write-Offs in Last 12 Months**

\*\*\* by Residential, Standard, Amt >= \$800, Last 12 Months \*\*\*

\*\*\*\*\*

CUST_CODE	PREM_CO	WRITE_OFF
		858.14
		3148.4
		1429.79
		1748.82
		2361.5
		895.45
		1127.99
		1074.72
		822.26
		1213.48
		1219.28
		901.9
		1064.94
		1270.89
		3223.37
		960.66
		1872.28
		1086.95
		2167.89
		2954.72
		1745.02
		1140.76
		906.73
		1720.81
		1469.24
		1114.84
		818.58
		2039.11
		823.58
		2345.25
	2530.14	
	955.6	
	1828.14	
	806.63	
	1956.32	
	884.57	
	1509.79	
	885.53	
	2930.43	
	1304.1	
	819.8	
	2259.35	
	1945.22	
	1056.84	
	888.12	




**REDACTED**

**List of Accounts and Write-Offs in Last 12 Months**

\*\*\* by Residential, Standard, Amt >= \$800, Last 12 Months \*\*\*

\*\*\*\*\*


CUST_CODE	PREM_CO	WRITE_OFF
		1842.2
		1775.6
		2989.15
		4130.86
		2524.06
		2059.7
		1304.12
		1411.52
		1182.1
		1218.5
		2342.38
		1212.23
		1038.19
		964.97
		4474.83
		949.86
		1237.63
		1253.44
		1321.53
		872.67
		3074.59
		2515.79
		845.11
		893.36
		3965.47
		1328.78
		1359.27
		1004.93
		958.33
		852.53
	3496.43	
	957.97	
	858.02	
	1836.98	
	2453.65	
	859.12	
	923.94	
	1851.27	
	1241.56	
	1768.75	
	817.85	
	1279.93	
	1018.41	
	1702.38	
	1088.57	

**REDACTED**

**List of Accounts and Write-Offs in Last 12 Months**

\*\*\* by Residential, Standard, Amt >= \$800, Last 12 Months \*\*\*

\*\*\*\*\*


CUST_CODE	PREM_CO	WRITE_OFF
		1476.82
		1053.78
		1005.32
		1517.39
		805.95
		1881.87
		1461.34
		2494.59
		2680.78
		1523.45
		2394.92
		997.61
		934.11
		1134.81
		869.76
		1648.16
		1832.64
		817.73
		901.85
		1404.36
		4863.42
		1078.69
		2243.44
		1275.17
		1337.92
		1735.26
		1581.37
		818.96
		1468.07
		911.65
	1278.08	
	806.31	
	1076.72	
	1219.09	
	1274.36	
	4713.58	
	982.81	
	2075.47	
	3156.36	
	1695.23	
	1151.68	
	3969.06	
	1094.15	
	2252.05	
	1722.61	

**REDACTED**

**List of Accounts and Write-Offs in Last 12 Months**

\*\*\* by Residential, Standard, Amt >= \$800, Last 12 Months \*\*\*

\*\*\*\*\*


CUST_CODE	PREM_CO	WRITE_OFF
		909.93
		1102.37
		1760.89
		1482.62
		928.64
		1069.11
		912.15
		876.07
		1855.96
		1092.39
		866.22
		980.22
		3254.8
		1593.61
		1139.09
		3434.35
		941.1
		1656.88
		1485.85
		9602.14
		1471.49
		1426.14
		937.19
		2037.11
		1323.37
		821.97
		1661.54
		1644.79
		819.18
		1767.77
		3439.67
		1467.13
		908.33
		2850.03
	1652.89	
	965.05	
	4000	
	1599.61	
	1132	
	1197.6	
	1725.42	
	1137.77	
	1505.85	
	948.46	
	948.91	

**REDACTED**

**List of Accounts and Write-Offs in Last 12 Months**

\*\*\* by Residential, Standard, Amt >= \$800, Last 12 Months \*\*\*

\*\*\*\*\*


CUST_CODE	PREM_CO	WRITE_OFF
		1145.46
		1071.34
		1154.64
		1280.21
		1048.79
		1047.59
		871.96
		1057.71
		1206.95
		2626.33
		930.9
		1204.19
		1115.76
		1858.68
		1924.15
		2553.24
		1564.67
		900.94
		864.47
		2363.22
		1060.89
		1068.58
		828.67
		1042.87
		854.05
		1003.92
		918.9
		3769.7
		3630.76
		921.7
		1328.26
		1200.93
		874.48
		2598.68
		877.86
		1051.78
		2067.44
		1304.05
		819.48
		2056.8
	947.86	
	916.85	
	1636.1	
	3208.14	
	2350.74	

**REDACTED**

**List of Accounts and Write-Offs in Last 12 Months**

\*\*\* by Residential, Standard, Amt >= \$800, Last 12 Months \*\*\*

\*\*\*\*\*


CUST_CODE	PREM_CO	WRITE_OFF
		1119.92
		1117.85
		1069.27
		1834.21
		1105.28
		1714.07
		1741.5
		1281.55
		1433.84
		1586.16
		1110.55
		1811.91
		1563.1
		1688.54
		1041.69
		1971.83
		906.01
		843.65
		1309.22
		883.56
		1120.36
		884.75
		1111.99
		1558.07
		2102.44
		839.21
		1202.63
		883.17
		808.61
		834.78
		903.83
		1123.11
		878.75
		1929.85
	803.32	
	877.1	
	929.94	
	1619.08	
	1211.82	
	1043.46	
	907.88	
	1173.57	
	1052.31	
	816	
	2650.37	

**REDACTED**

**List of Accounts and Write-Offs in Last 12 Months**

\*\*\* by Residential, Standard, Amt >= \$800, Last 12 Months \*\*\*

\*\*\*\*\*


CUST_CODE	PREM_CO	WRITE_OFF
		938.36
		1638.77
		1311.36
		1217.97
		1171.76
		1065.94
		866.52
		1880.19
		4653.18
		1006.76
		1368.19
		1079.83
		863.84
		1161.64
		1047.27
		1109.47
		1966.58
		1331.99
		1203.37
		1210.98
		1397.81
		859.16
		940.66
		1018.2
		890.37
		990.38
		1100.53
		1339.92
		1573.73
		1374.91
		1371.22
		835.42
		1338.63
		2511.08
	1017.92	
	3466.98	
	1426.22	
	1140.9	
	1361.53	
	1238.1	
	1081.88	
	1091.47	
	1045.84	
	958.79	
	1609.93	

**REDACTED**

**List of Accounts and Write-Offs in Last 12 Months**

\*\*\* by Residential, Standard, Amt >= \$800, Last 12 Months \*\*\*

\*\*\*\*\*


CUST_CODE	PREM_CO	WRITE_OFF
		894.33
		1936.16
		1180.04
		1317.94
		1279.66
		865.55
		1295.16
		1167.52
		912.37
		889.17
		964.03
		838.93
		1801.63
		896.79
		1110.62
		1058.14
		1002.17
		1837.56
		1090.99
		2346.12
		832.32
		1307.26
		919.78
		970.25
		1632.3
		3385.12
		1719.57
		1503.93
		1798.89
		944.04
	2981.18	
	1093.74	
	1621.05	
	980.86	
	928.97	
	948.69	
	991.24	
	1819.6	
	1158.22	
	834.05	
	2144.46	
	1150.52	
	1443.46	
	1395.47	
	1098.77	

**REDACTED**

**List of Accounts and Write-Offs in Last 12 Months**

\*\*\* by Residential, Standard, Amt >= \$800, Last 12 Months \*\*\*

\*\*\*\*\*

CUST_CODE	PREM_CO	WRITE_OFF
		912.95
		1751.86
		1864.68
		1860.04
		811.8
		1742.99
		1189.2
		1198.65
		1259.31
		1119.3
		1212.01
		1062.82
		932.34
		1698.51
		1256.71
		2279.8
		1517.68
		1361.25
		1048.45
		1348.69
		1155.01
		1832.01
		808.64
		1253.85
		1390.16
		1344.5
		1440.3
		1122.24
		2180.24
		917.42
	1539.81	
	1378.47	
	1241.28	
	866.22	
	1976.31	
	1203.11	
	955.68	
	1301.48	
	1129.69	
	1301.31	
	841.92	
	1411.4	
	826.16	
	1640.47	
	1301.99	




**REDACTED**

**List of Accounts and Write-Offs in Last 12 Months**

\*\*\* by Residential, Standard, Amt >= \$800, Last 12 Months \*\*\*

\*\*\*\*\*


CUST_CODE	PREM_CO	WRITE_OFF
		1079.41
		2263.99
		1889.43
		963.46
		1157.26
		2299.65
		1811.96
		925.3
		1287.63
		959.71
		1120.78
		1528.93
		923.59
		2167.45
		824.51
		1609.05
		810.46
		1050.33
		813.65
		1561.55
		2076.49
		1209.04
		1523.57
		1820.13
		1499.46
		1334.84
		891.04
		1101.56
		1069.75
		1980.14
	1616.91	
	946.54	
	1233.97	
	911.84	
	1308.62	
	992.68	
	1206.38	
	1371.52	
	1261.14	
	1481.71	
	933.26	
	1010	
	1790.57	
	1326.29	
	800	

**REDACTED**

**List of Accounts and Write-Offs in Last 12 Months**

\*\*\* by Residential, Standard, Amt >= \$800, Last 12 Months \*\*\*

\*\*\*\*\*


CUST_CODE	PREM_CO	WRITE_OFF
		1881.32
		1004.68
		1065.73
		2258.4
		1726.13
		1196.85
		1284.88
		815.66
		1011.54
		1438.74
		818.84
		1156.05
		846.81
		1226.64
		848.41
		1091.96
		2929.33
		2650.85
		1269.24
		1291.42
		1104.54
		1594.18
		940.56
		1431.25
		839.59
		1516.39
		1516.91
		920.16
		1476.17
		1290.53
		989.6
		1289.3
	1136.48	
	1086.44	
	879.28	
	800.71	
	1142.86	
	2305.06	
	2157.98	
	1648.18	
	1043.6	
	1166.09	
	888.05	
	2100.81	
	3291.13	

**REDACTED**

**List of Accounts and Write-Offs in Last 12 Months**

\*\*\* by Residential, Standard, Amt >= \$800, Last 12 Months \*\*\*

\*\*\*\*\*

CUST_CODE	PREM_CO	WRITE_OFF
		1604.6
		943.3
		1474.92
		1129.84
		1329.22
		1224.59
		816.05
		1362.07
		846.33
		839.58
		1136.69
		940.8
		813.65
		903.63
		1390.89
		1750.77
		1358.21
		818.34
		1259.99
		2108.95
		1872.98
		930.54
		975.55
		1803.15
		1091.64
		2221.99
		1106.47
		1517.13
		1049.95
		996.91
	994.84	
	1074.91	
	829.68	
	1047.71	
	1107.58	
	1267.32	
	2185.1	
	985.59	
	822.23	
	841.65	
	1409.26	
	1074.46	
	830.33	
	2242.29	
	963.49	

**REDACTED**

**List of Accounts and Write-Offs in Last 12 Months**

\*\*\* by Residential, Standard, Amt >= \$800, Last 12 Months \*\*\*

\*\*\*\*\*


CUST_CODE	PREM_CO	WRITE_OFF
		893.55
		1849.87
		1204.02
		830.06
		893.24
		923.07
		1220.41
		1672.63
		956.73
		1123.04
		1501.54
		1130.04
		3064.08
		1867.53
		1712.93
		1714.68
		986.34
		1270.24
		1045.82
		820.35
		2376.26
		974.31
		2610.68
		1385.19
		1339.82
		1948.39
		1424.53
		1363.33
		1207.28
		813.24
		887.07
		1598.43
		839.1
		1725.97
		1479.79
		1345.53
		1243.25
		1012.97
		927.68
		1013.59
		1304.21
		1575.98
		1626.49
		1164.05
		999.05

**REDACTED**

**List of Accounts and Write-Offs in Last 12 Months**

\*\*\* by Residential, Standard, Amt >= \$800, Last 12 Months \*\*\*

\*\*\*\*\*


CUST_CODE	PREM_CO	WRITE_OFF
		1170.89
		1339.18
		2045.87
		1302.28
		1387.29
		1470.72
		1957.93
		1691.24
		2122.46
		1069.57
		833.49
		912.57
		3085.86
		933.45
		1250.82
		1227.96
		1058.4
		1082.44
		2054.14
		2161.56
		1508.08
		2318.86
		1038.09
		1338.33
		1314.82
		1383.52
		2368.26
		1390.54
		1973.11
		1286.34
		891.08
		1090.38
		1024.61
		1055.37
	1561.27	
	1642.36	
	966.01	
	1547.8	
	1227.88	
	962.11	
	1434.17	
	1112.35	
	953.51	
	924.99	
	1103.92	

**REDACTED**

**List of Accounts and Write-Offs in Last 12 Months**

\*\*\* by Residential, Standard, Amt >= \$800, Last 12 Months \*\*\*

\*\*\*\*\*


CUST_CODE	PREM_CO	WRITE_OFF
		865.33
		1435.75
		819.23
		1498.07
		951.44
		1175.85
		810.72
		811.66
		1174.18
		2215.5
		996.02
		963.14
		1619.72
		933.16
		1137.88
		2769.74
		996.36
		1719.36
		1126.31
		954.43
		1569.91
		1955.31
		1342.99
		1173.48
		2554.74
		904.28
		1775.39
		2219.49
		1185.8
		1373.74
	3266.11	
	1133.4	
	1452.34	
	1016.03	
	2105.88	
	1190.73	
	1034.71	
	2775.22	
	888.21	
	1709.01	
	2986.45	
	1109.17	
	976.96	
	1585.36	
	1585.36	

**REDACTED**

**List of Accounts and Write-Offs in Last 12 Months**

\*\*\* by Residential, Standard, Amt >= \$800, Last 12 Months \*\*\*

\*\*\*\*\*

CUST_CODE	PREM_CO	WRITE_OFF
		2644.87
		1481.32
		977.31
		1322.15
		1317.51
		1805.04
		1082.03
		1259.88
		827.64
		1332.59
		973
		1249.3
		1050.64
		1240.51
		2859.74
		1069.02
		2783.73
		1150.79
		806.76
		924.96
		1395.55
		1085.31
		1241.69
		849.91
		1127.69
		878.85
		1487.19
		2744.71
		1502.54
		957.98
	2243.66	
	1603.03	
	1260.12	
	2112.76	
	1009.99	
	1288.05	
	1257.29	
	1322.31	
	1369.67	
	1181.06	
	819.18	
	1413.73	
	1051.66	
	835.16	
	1418.09	

**REDACTED**

**List of Accounts and Write-Offs in Last 12 Months**

\*\*\* by Residential, Standard, Amt >= \$800, Last 12 Months \*\*\*

\*\*\*\*\*

CUST_CODE	PREM_CO	WRITE_OFF
		1446.39
		1863.62
		1169.82
		876.44
		802.05
		1304.69
		967.79
		1272.93
		810.11
		1131.9
		1407.61
		1816.18
		873.15
		962.04
		1741.38
		1715.16
		1321.3
		1328.9
		1362.43
		1036.01
		1148.32
		827.12
		822.39
		1121.96
		3953.05
		1213.59
		801.17
		1176.34
		926.36
		1062.32
		1221.5
		1091.4
		2115.27
		1633.53
		891.14
		1424.14
		3023.1
		1527.88
		2930.09
		996.14
		1279.74
		1068.27
		1374.8
		1130.37
		824.32




**REDACTED**

**List of Accounts and Write-Offs in Last 12 Months**

\*\*\* by Residential, Standard, Amt >= \$800, Last 12 Months \*\*\*

\*\*\*\*\*


CUST_CODE	PREM_CO	WRITE_OFF
		1175.39
		1614.56
		1213.51
		2721.33
		911.91
		914.78
		2351.99
		928.95
		1038.92
		1179.66
		1297.08
		2593.43
		1697.4
		1734.11
		1304.75
		976.06
		1034.14
		1450.57
		2364.49
		2030.17
		1112.41
		1215.14
		1361.11
		1084.7
		923.74
		2960.74
		824.35
		886.6
		1513.03
		2067.75
	1445.64	
	1157.61	
	1310.69	
	1687	
	2046.79	
	856.61	
	1131.95	
	924.21	
	1130.15	
	995.34	
	834.27	
	1634.86	
	1377.24	
	1380.12	
	900.06	

**REDACTED**

**List of Accounts and Write-Offs in Last 12 Months**

\*\*\* by Residential, Standard, Amt >= \$800, Last 12 Months \*\*\*

\*\*\*\*\*


CUST_CODE	PREM_CO	WRITE_OFF
		957.02
		902.88
		959.54
		833.42
		1357.21
		2110.4
		1210.9
		1139.16
		1639.66
		908.88
		1230
		1532.59
		1064.71
		944.87
		881.18
		1214.47
		1304.31
		1127.34
		836.34
		1453.48
		1332.86
		1059.94
		977.45
		1256.87
		1689.51
		1332.35
		1013.29
		882.23
		1690.93
		2152.44
		1342.44
		1364.42
		1413.55
		1279.03
		1231.77
	955.72	
	1323.47	
	1095.55	
	1163.01	
	1884.82	
	800.69	
	1166.78	
	988.01	
	1019.11	
	1470	

**REDACTED**

**List of Accounts and Write-Offs in Last 12 Months**

\*\*\* by Residential, Standard, Amt >= \$800, Last 12 Months \*\*\*

\*\*\*\*\*

CUST_CODE	PREM_CO	WRITE_OFF
		1036.28
		3814.5
		997.51
		1803.09
		933.15
		1666.16
		2905.96
		992.23
		1064.05
		898.38
		1176.16
		1078.26
		1581.25
		1727.91
		853.37
		2402.38
		1237.25
		869.52
		1400.84
		849.44
		1037.48
		1348.49
		1814.1
		858.33
		1030.13
		1019.31
		1048.65
		1137.13
		1229.06
		1171.25
		876.42
		1786.68
		1419.14
		1979.01
		826
	1118.06	
	1129.34	
	1537.86	
	810.24	
	1321.15	
	993.75	
	874.11	
	1402.6	
	856.95	
	1156.39	

**REDACTED**

**List of Accounts and Write-Offs in Last 12 Months**

\*\*\* by Residential, Standard, Amt >= \$800, Last 12 Months \*\*\*

\*\*\*\*\*

CUST_CODE	PREM_CO	WRITE_OFF
		915.23
		1758.34
		1008.18
		1307.45
		810.13
		893.62
		979.99
		910.04
		1162.22
		1612.9
		1279.97
		1439.95
		988.47
		2374.42
		1130.82
		2309.06
		878.64
		1232.94
		2148.88
		1417.83
		1400.15
		872.88
		813.33
		1094.36
		2091.18
		1621.32
		2027.93
		943
		999.11
		1046.44
		2003.34
		867.08
		885.21
		1248.17
		950.43
		1511.06
		1069.77
		2218.6
		2622.22
		1618.28
		852.22
		1045.68
		1289.76
		1111.43
		1396.88

**REDACTED**

**List of Accounts and Write-Offs in Last 12 Months**

\*\*\* by Residential, Standard, Amt >= \$800, Last 12 Months \*\*\*

\*\*\*\*\*

CUST_CODE	PREM_CO	WRITE_OFF
		812.46
		1171.16
		1100.71
		922.2
		1606.4
		1004.67
		901.35
		1609.69
		1118.01
		1604.07
		986.17
		3478
		1887.4
		2129.4
		1245.71
		1018.66
		1071.4
		967.21
		867.75
		1167.28
		802.47
		1081.62
		1172.3
		983.65
		1556.98
		1074.14
		1737.86
		840.51
		1220.17
		3330.94
		820.87
		1376.89
		922.2
		894.27
		1073.37
		1330.02
		836.88
		1381.22
		1129.82
		1902.82
		1554.95
		882.47
		1572.21
		1590.12
		1205.61

**REDACTED**

**List of Accounts and Write-Offs in Last 12 Months**

\*\*\* by Residential, Standard, Amt >= \$800, Last 12 Months \*\*\*

\*\*\*\*\*

CUST_CODE	PREM_CO	WRITE_OFF
		829.53
		951.54
		954.03
		1064.81
		1180.31
		978.15
		1152.65
		886.1
		1245.11
		891.21
		1121.29
		1122.4
		928.7
		952.69
		1876.19
		1605.36
		862.26
		816.54
		1318.46
		2161.18
		895.62
		1512.8
		1276.91
		1072.3
		1044.02
		1029.89
		805.38
		2465.12
		2828.4
		1302.66
		804.25
		1318.83
		1981.81
		875.55
		1332.39
		1395.4
		1899.68
		1704.23
		2505.31
		1217.44
		1082.27
		1084.41
		1102.78
		1772.38
		932.82

**REDACTED**

**List of Accounts and Write-Offs in Last 12 Months**

\*\*\* by Residential, Standard, Amt >= \$800, Last 12 Months \*\*\*

\*\*\*\*\*

CUST_CODE	PREM_CO	WRITE_OFF
		901.17
		1296.65
		883.84
		896.98
		1677.11
		1514.81
		810.65
		1284.96
		1059.43
		1335.11
		1089.65
		1340.52
		952.18
		1578.61
		965.72
		1726.66
		981.03
		1851.64
		1462.78
		809.49
		972.2
		816.51
		1013.1
		806.2
		817.14
		1089.32
		1132.65
		1110.83
		1062.33
		1674.84
		2814.75
		1001.2
		938.43
		1449.72
		1587.63
		1921.81
		1927.16
		1693.14
		833.95
		1683.26
		1351.8
		849.5
		807.59
		1074.62
		1031.56

**REDACTED**

**List of Accounts and Write-Offs in Last 12 Months**

\*\*\* by Residential, Standard, Amt >= \$800, Last 12 Months \*\*\*

\*\*\*\*\*

CUST_CODE	PREM_CO	WRITE_OFF
		808.43
		1395.1
		1363.37
		1000
		1086.7
		1152.59
		1207.37
		961.35
		1361.59
		922.3
		945.07
		1017.93
		1464.62
		1028.34
		1222.67
		1067.7
		3023.53
		1022.66
		1729.6
		840.35
		1206.9
		914.29
		924.61
		959.71
		1017.59
		2160.84
		1266.68
		854.15
		1059.76
		1877.89
		3192.62
		838.36
		1627.87
		1051.49
		1147.67
		1067
		888.41
		916.2
		1482.97
		836
		1429.42
		1151.35
		1386.63
		1563.45
		1871.02




**REDACTED**

**List of Accounts and Write-Offs in Last 12 Months**

\*\*\* by Residential, Standard, Amt >= \$800, Last 12 Months \*\*\*

\*\*\*\*\*


CUST_CODE	PREM_CO	WRITE_OFF
		806.86
		1630.75
		1004.7
		1146.82
		946.81
		1701.5
		809.27
		1668.53
		1935.3
		1297.81
		1050.16
		841.39
		912.87
		1399.49
		821.96
		1185.2
		845.91
		2994.92
		1132.69
		1258.92
		1847.46
		905.32
		882.74
		1747.99
		951.09
		2024.96
		933.45
		1709.65
		1135.15
		858.73
	1240.94	
	875.18	
	1233.35	
	1523.87	
	1092.01	
	1093.57	
	1071.76	
	1295.23	
	1479.04	
	2186.04	
	1496.93	
	951.38	
	1418.63	
	1684.75	
	1466.53	

**REDACTED**

**List of Accounts and Write-Offs in Last 12 Months**

\*\*\* by Residential, Standard, Amt >= \$800, Last 12 Months \*\*\*

\*\*\*\*\*


CUST_CODE	PREM_CO	WRITE_OFF
		957.64
		1449.7
		2335.52
		1224.85
		2409.3
		1616.34
		1143.78
		861.1
		819.35
		1849.06
		816.88
		1197.12
		887.71
		1022.35
		1516.83
		1127.88
		1092.64
		852.94
		978.9
		1317.33
		924.97
		1383.57
		1074.33
		988.46
		1982.34
		1424.24
		2257.47
		1160.72
		1109.01
		2086.57
	1744.73	
	957.29	
	1736.59	
	2706.48	
	910.25	
	1369.94	
	2122.88	
	1662.22	
	1535.36	
	1337.4	
	1592.47	
	1090.97	
	1933.5	
	1299.23	
	1208.58	

**REDACTED**

**List of Accounts and Write-Offs in Last 12 Months**

\*\*\* by Residential, Standard, Amt >= \$800, Last 12 Months \*\*\*

\*\*\*\*\*

CUST_CODE	PREM_CO	WRITE_OFF
		811.24
		1126.53
		821.07
		1257.94
		930.82
		1935.95
		1697.13
		1053.19
		1745.72
		1728.8
		1661.61
		962.46
		1057.54
		905.99
		1105.46
		1276.96
		1926.93
		1682.47
		957.81
		1949.27
		1170.11
		973.67
		973.5
		862.48
		2099.72
		1299.57
		1158.82
		869.96
		985.29
		1342.11
		1149.71
		998.58
		1182.88
		1328.19
	945.19	
	1786.28	
	1402.75	
	2299.75	
	1454.19	
	1280.79	
	2038.29	
	810.95	
	1207.01	
	1027.28	
	936.07	

**REDACTED**

**List of Accounts and Write-Offs in Last 12 Months**

\*\*\* by Residential, Standard, Amt >= \$800, Last 12 Months \*\*\*

\*\*\*\*\*

CUST_CODE	PREM_CO	WRITE_OFF
		1779.37
		948.25
		3677.56
		849.57
		1031.15
		841.31
		1876.71
		945.56
		1091.92
		1762.82
		1056.27
		984.25
		880.03
		3462.93
		1261.47
		1542.92
		1006.63
		943.85
		1088.89
		1877.7
		1568.46
		1150.77
		926.74
		1354.97
		1052.28
		1063.18
		1012.38
		942.8
		832.27
		1346.84
	1509.89	
	1951.49	
	1657.15	
	1585.24	
	1008.45	
	895.64	
	832.04	
	861.83	
	855.72	
	1811.64	
	1308	
	1263.32	
	879.09	
	1462.48	
	1116.39	

**REDACTED**

**List of Accounts and Write-Offs in Last 12 Months**

\*\*\* by Residential, Standard, Amt >= \$800, Last 12 Months \*\*\*

\*\*\*\*\*


CUST_CODE	PREM_CO	WRITE_OFF
		1509.53
		1214.97
		969.74
		1088.89
		1868.73
		2831.57
		1299.08
		1184.52
		1166.8
		934.63
		1035.74
		1312.03
		1338.34
		999.19
		810.64
		1747.9
		1811.98
		1566.43
		960.67
		1691.55
		1020.96
		885.84
		1940.18
		1028.96
		1003.6
		3683.87
		1004
		1417.47
		1335.44
		1765.59
		1438.6
		973.01
		1059.85
		1455.56
		1151.04
		1088.77
		800.34
		836.91
		1055.17
		1681.61
		854.93
		1923.09
		1977.06
		1839.09
		855.75

**REDACTED**

**List of Accounts and Write-Offs in Last 12 Months**

\*\*\* by Residential, Standard, Amt >= \$800, Last 12 Months \*\*\*

\*\*\*\*\*


CUST_CODE	PREM_CO	WRITE_OFF
		1522.36
		1118.92
		1637.63
		821.93
		1076.76
		1122.03
		1443.03
		999.86
		1823.92
		1033.39
		1185.62
		1074.51
		817.1
		958.17
		856.29
		1030.45
		1588.32
		1592.77
		1173.88
		2170.55
		1039.82
		977.1
		1173.97
		1173.84
		1457.03
		2792.34
		1541.87
		804.76
		1485.22
		1307.87
	910.06	
	3214.11	
	1585.64	
	949.91	
	806.56	
	803.8	
	1378.06	
	1147.77	
	841.45	
	894.19	
	2061.85	
	1161.9	
	924.55	
	1166.69	
	1436.59	

**REDACTED**

**List of Accounts and Write-Offs in Last 12 Months**

\*\*\* by Residential, Standard, Amt >= \$800, Last 12 Months \*\*\*

\*\*\*\*\*


CUST_CODE	PREM_CO	WRITE_OFF
		1501.35
		972.22
		849.16
		1989.84
		1076.28
		887.03
		835.21
		1256.45
		1529.88
		2848.25
		968.11
		991.96
		1157.44
		1051.79
		921.25
		832.05
		1454.82
		886.79
		925.96
		1173.81
		1165.2
		831.06
		1310.64
		806.36
		1010.15
		1010.18
		3611.43
		1959.33
		1390.09
		1608.87
	984.05	
	849.67	
	1441.11	
	1039.19	
	1044.62	
	1394.2	
	2601.65	
	923.97	
	1166.28	
	1704.93	
	1086.58	
	1116.34	
	1356.26	
	913.7	
	1153.79	

**REDACTED**

**List of Accounts and Write-Offs in Last 12 Months**

\*\*\* by Residential, Standard, Amt >= \$800, Last 12 Months \*\*\*

\*\*\*\*\*

CUST_CODE	PREM_CO	WRITE_OFF
		1195.56
		831.33
		1060.17
		916.2
		965.79
		996.74
		838.5
		1029.05
		938.69
		925.65
		1134.95
		1849.75
		1647.12
		2345.5
		1371.41
		2172.69
		1210.79
		1573.5
		1654.45
		1138.48
		1289.19
		2253.35
		1165.94
		1876.55
		1045.69
		1304.99
		1046.15
		971.94
		843.41
		1157.23
	934.11	
	1577.88	
	828.57	
	1471.79	
	1350.82	
	1050.05	
	993.64	
	868.47	
	1363.54	
	1360.33	
	2275.03	
	806.01	
	1930.17	
	914.99	
	2251.26	



**REDACTED**

**List of Accounts and Write-Offs in Last 12 Months**

\*\*\* by Residential, Standard, Amt >= \$800, Last 12 Months \*\*\*

\*\*\*\*\*


CUST_CODE	PREM_CO	WRITE_OFF
		1279.6
		1454.18
		843.55
		996.54
		1004.69
		1130.01
		1061.34
		810.45
		834.25
		1280.2
		2381.12
		930.71
		2974.38
		1162.37
		957.3
		1234.61
		945.39
		1773.37
		1396.89
		947.75
		1131.92
		865.76
		1004.35
		1337.42
		2302.29
		1341.95
		1168.92
		848.19
		1756.32
		1733.04
		1184.18
		1142.55
		1164.64
		1418.6
		1816.08
		1125.62
		1422.27
		983.72
		1178.14
		3214.98
		2116.37
		2404.18
		871.38
		1778.47
		837.13

**REDACTED**

**List of Accounts and Write-Offs in Last 12 Months**

\*\*\* by Residential, Standard, Amt >= \$800, Last 12 Months \*\*\*

\*\*\*\*\*

CUST_CODE	PREM_CO	WRITE_OFF
		1396.2
		989.36
		2055.4
		1451.9
		1290.23
		1190.32
		966
		823.03
		2121.46
		816.24
		966.21
		814.71
		837.22
		1303.05
		912
		1515.15
		915.36
		1019.99
		1920.03
		808.33
		846.32
		1186.51
		1126.85
		836.41
		1056.26
		1591.99
		1557.03
		1040.48
		1080.58
		1033.01
	1493.64	
	2366.32	
	884.44	
	1291.35	
	1277.4	
	828.08	
	1524.17	
	1382.12	
	868.77	
	925.53	
	1252.7	
	825.59	
	1789.17	
	830.51	
	1130.5	

**REDACTED**

**List of Accounts and Write-Offs in Last 12 Months**

\*\*\* by Residential, Standard, Amt >= \$800, Last 12 Months \*\*\*

\*\*\*\*\*













CUST_CODE	PREM_CO	WRITE_OFF
		1446.73
		1014.65
		1387.6
		1884.27
		805.82
		1024.09
		830.84
		1033.14
		1628.87
		933.66
		939.03
		1281.48
		952
		1305.48
		1846.5
		1435.87
		1234.14
		834.73
		1097.73
		820.06
		1113.64
		998.74
		1135.32
		1744.16
		1899.66
		857
		2835.8
		944.05
		1769.24
		879.83
		818.13
		989.96
		5255.96
		1161.41
		885.49
		1028.6
		1080.97
		974.48
		1466.49
		2014.47
		1310.73
		1018.09
		819.86
		1308.51
		1492.34

**REDACTED**

**List of Accounts and Write-Offs in Last 12 Months**

\*\*\* by Residential, Standard, Amt >= \$800, Last 12 Months \*\*\*

\*\*\*\*\*

CUST_CODE	PREM_CO	WRITE_OFF
		1160.48
		840.55
		1122.17
		910.45
		837.43
		1150.19
		840.92
		1617.72
		934.08
		2610.23
		1606.37
		1413.18

NATIONAL GRID  
Docket 3859 – DAC 2007  
Re: Earnings Sharing Mechanism &  
Distribution Adjustment Charge Filing  
**Supplemental Responses**  
Commission’s Data Requests – Set 2  
Issued on October 1, 2007

Commission Data Request 2-7 (Supplemental)

Request:

For standard residential accounts written off during the most recent twelve-month period where the account balances were in excess of \$1,625, provide:

- (a) The number of accounts written off, and
- (b) The aggregate dollar amount of these accounts.

Response:

The following, which represents the number and dollar amount of write-offs during the twelve-month period ended September 30, 2007 for standard residential accounts with balances in excess of \$1,625, may include amounts that were subsequently paid by a customer or they may have been recovered from bad debt and placed back on a specific customer’s account when service was restored or initiated at a different location. When amounts are recovered from bad debt and placed back on a customer account, there is a credit to the reserve/allowance account and a debit to accounts receivable for the amount. The following amounts include only residential customers for both gas and non-gas sales items.

	Number of Accounts	Aggregate Dollar Amount
Most Recent 12 Months	1,395	\$3,377,954

Prepared by or under the supervision of:  
Gary W. Grant, Jr.

Commission Data Request 2-8 (Supplemental)

Request:

For protected status residential accounts written off during the most recent twelve-month period where the account balances were in excess of \$1,625, provide:

- (a) The number of accounts written off, and
- (b) The aggregate dollar amount of these accounts.

Response:

The following, which represents the number and dollar amount of write-offs during the twelve-month period ended September 30, 2007 for protected status residential accounts with balances in excess of \$1,625, may include amounts that were subsequently paid by a customer or they may have been recovered from bad debt and placed back on a specific customer’s account when service was restored or initiated at a different location. When amounts are recovered from bad debt and placed back on a customer account, there is a credit to the reserve/allowance account and a debit to accounts receivable for the amount. The following amounts include only residential customers for both gas and non-gas sales items.

	Number of Accounts	Aggregate Dollar Amount
Most Recent 12 Months	390	\$976,351

Prepared by or under the supervision of:  
Gary W. Grant, Jr.