

Schacht & McElroy

*Michael R. McElroy
Leah J. Donaldson*

Attorneys at Law

*Michael@McElroyLawOffice.com
Leah@McElroyLawOffice.com*

*Members of the Rhode Island
and Massachusetts Bars*

*21 Dryden Lane
Post Office Box 6721
Providence, RI 02940-6721*

*(401) 351-4100
fax (401) 421-5696*

January 23, 2017

Luly Massaro
Clerk
Public Utilities Commission
89 Jefferson Boulevard
Warwick, RI 02888

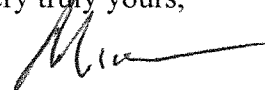
Re: Providence Water Supply Board
Proposed Rate Filing – Docket No. 4618

Dear Luly:

Enclosed for filing are an original and nine copies of a Settlement Agreement, which corrects certain typographical errors in the proposed tariffs, both with and without the PILOT.

If you have any questions, please feel free to call.

Very truly yours,



Michael R. McElroy

MRMc:tmg
cc: Service List

STATE OF RHODE ISLAND AND PROVIDENCE PLANTATIONS
PUBLIC UTILITIES COMMISSION

**IN RE: PROVIDENCE WATER SUPPLY BOARD :
APPLICATION TO CHANGE RATE : Docket No. 4618
SCHEDULES :**

SETTLEMENT AGREEMENT

Pursuant to Rule 1.24 of the Commission's Rules of Practice and Procedure, Providence Water Supply Board ("Providence Water"), the Division of Public Utilities and Carriers (the "Division"), the Kent County Water Authority ("KCWA"), the Bristol County Water Authority ("BCWA"), the City of Warwick, and the City of East Providence (collectively referred to as the "Parties"), hereby agree as follows:

1. On or about May 16, 2016, Providence Water filed for additional revenues of \$8,328,042 (an increase of 12%) to support a total revenue requirement of \$77,728,472. After extensive negotiations, the Parties agree that Providence Water may be granted additional revenues of \$6,502,294 (an increase of 9.3%) to provide total pro forma revenues of \$76,060,343 as set forth on the schedule attached hereto as Exhibit 1 and incorporated by reference herein.

2. One unresolved issue is Providence Water's request for a PILOT payment in the amount of \$326,000 for its new Central Operations Facility. Providence Water continues to press for the payment, believing that it is fair and equitable for the City of Providence to receive at least the amount of tax payments that it previously received when the property Providence Water purchased for the new Central Operations Facility was in private hands. On the other hand, the Division, KCWA, BCWA, the City of Warwick, and the City of East Providence believe that the requested PILOT payment is inappropriate and contrary to Commission precedent. All parties have agreed to refer the resolution of this one issue to the Commission. The parties will provide briefs to the Commission on the PILOT issue, unless the Commission feels that briefs would not

be helpful. In the event the Commission decides to include the PILOT payment, then the additional revenues would be \$6,830,551 to provide total revenues of \$76,388,601 (an increase of 9.8%) as set forth on the Schedule attached hereto as Exhibit 2 and incorporated by reference herein.

3. A brief explanation of adjustments from Providence Water's original position and/or rebuttal, as applicable, is as follows (See Exhibit 3):

A. REVENUE CHANGES:

1. Accepted adjustments proposed by the intervenors:

a. Wholesale Sales to KCWA – The wholesale sales to KCWA were adjusted as recommended by KCWA witness Christopher Woodcock. This decreased the wholesale sales revenues by \$139,790, and proforma revenues decreased by \$139,790. Providence Water accepted this adjustment.

b. Miscellaneous Revenues – The Division recommended that Miscellaneous revenues be increased by \$52,429. Providence Water accepted this adjustment.

2. Additional adjustment made by Providence Water witness Harold Smith:

Retail Fire Protection – In rebuttal, Harold Smith removed his proforma adjustment of \$46,719 to the Retail Fire Protection Charge. This was to eliminate the collection of this charge from former East Smithfield customers. All parties accepted this adjustment.

3. Foster Tax Refund - \$175,000 was added to proforma revenues to reflect annual Foster Tax refund payments.

Foster Tax Refund payments received in 2015 and 2016 amounting to \$350,000 will be added to proforma revenues over three years at \$116,700 annually.

B. REDUCTION TO EXPENSES ACCEPTED BY PARTIES:

1. Payroll Clearing – The Payroll Clearing adjustment of \$49,842 proposed by the Division was (RCS-4) was accepted.
2. Capital Reimbursement – Providence Water adjusted the amount of Capital Reimbursement by \$68,845 to reflect Division witness Ralph Smith's calculation of the total Capital Reimbursement of \$2,211,973. This adjustment relates to applying Mr. Smith's wage adjustment factor of 5.54% to overheads.
3. Workers' Compensation – Providence Water accepted the Division's adjustment to reduce Workers' Compensation (Restricted Insurance Account) by \$136,455.
4. Chemicals and Sludge – Providence Water accepted the Division's proposed adjustment to reduce the restricted Chemicals and Sludge amount by \$200,000.
5. Payroll – Funding was removed for four requested positions amounting to \$209,200.
6. Turnover – The Division's proposed adjustment for employee turnover of \$76,014 (at RCS-3, page 2) was accepted.
7. Wage Increases – Contractual wage increases (3.4%) on items 5 and 6 were removed (\$9,700).
8. Benefits – Employee benefits for the four removed positions were eliminated (\$135,808).
9. Payroll Taxes – Payroll taxes on items 5, 6, and 7 were removed (\$22,561).
10. Overtime – Overtime will be reduced by \$100,000.

11. Insurance – The Division’s proposed reduction of \$102,113 to the Insurance Fund was accepted.

12. Western Cranston Fund – The Division’s proposal to reduce funding by \$22,069 to an annual funding level of \$40,000 was accepted.

C. INCREASE IN EXPENSES:

1. Regulatory and Rate Case Expense – Providence Water increased its Regulatory and Rate Case Expense by \$26,884 to reflect the most recent annual assessment for PUC and Division expenses.

D. ADDITIONAL AGREEMENTS

1. The parties support the funding of the shortfall of \$1,225,000 in the Capital Fund from the Revenue Reserve Fund. Providence Water withdraws its request to the Commission to have the Revenue Reserve Fund provide funding to four other restricted funds: AMR/Meter Fund-\$750,000; Insurance Fund-\$741,914; Equipment/ Vehicle Replacement Fund-\$300,000; and the Western Cranston Fund-\$31,035.

Providence Water also requests that the Commission not require Providence Water to fund the amounts shown above which are owed to the four restricted funds from fiscal year 2010. The underfunding was due to a shortfall in revenues in fiscal years 2009-2010.

2. In the event the Academy Avenue facility is sold, Providence Water will promptly notify the Commission that the building has been sold and provide a reporting to the Commission on the specifics of the sale.

4. The wholesale rate is set at \$1.35727 per hundred cubic feet (HCF), which is \$1,814.54 per million gallons. If PILOT is included, the wholesale rate is set at \$1.363286 per HCF, which is \$1,822.58 per million gallons.

5. The residential retail rate is set at \$3.432 per HCF; the commercial retail rate is set at 3.252 per HCF; and the industrial retail rate is set at \$3.197 per HCF. If PILOT is included, the residential retail rate is set at \$3.451 per HCF; the commercial retail rate is set at \$3.269 per HCF; and the industrial retail rate is set at \$3.214 per HCF.

6. Retail consumption is projected at 13,090,745 HCF. Wholesale consumption is projected at 12,635,911 HCF.

7. The overall rate revenue increase (without PILOT) is 9.3%. If PILOT is included, the overall rate revenue increase is 9.8%.

8. The Public Fire Supply rate is set at \$454.02 per hydrant, and Private Fire Service rates will increase by 15%.

9. It is agreed that this change in rates may be implemented by Providence Water for consumption on and after approval by the Commission at Open Meeting.

10. It is agreed that all accounts restricted by previous Commission Orders shall remain restricted, except as provided herein.

11. It is agreed that Providence Water's new tariffs will be those shown as Schedules A through F inclusive, attached hereto.

12. This Settlement Agreement is the result of negotiated settlement among the Parties. The agreement by the Parties to this Settlement shall not be construed as an agreement to any matter of fact or law addressed in this Settlement in any future Division or Commission proceedings, and no party, by executing this Settlement, is bound by any of the positions taken in

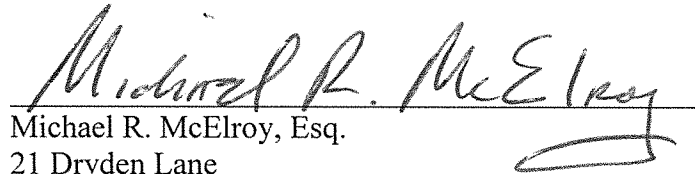
this Settlement in any said future proceedings, and no position taken by any of the Parties to this Settlement on any issue is to be construed as a precedent in any future Division or Commission proceedings, nor shall it be cited as a precedent.

13. In the event the Commission rejects or fails to approve any part of this Stipulation/Settlement (except the PILOT), the entire Settlement shall be void.

Executed as of this ____ day of January, 2017.

Providence Water Supply Board

By its attorney,

A handwritten signature in dark ink, reading "Michael R. McElroy", is written over a horizontal line. The signature is cursive and stylized, with a large, looped initial "M".

Michael R. McElroy, Esq.

21 Dryden Lane

P.O. Box 6721


Providence, RI 02940-6721

Tel: (401) 351-4100

Fax: (401) 421-5696

Email: Michael@McElroyLawOffice.com

Division of Public Utilities and Carriers
By its attorney,



Leo J. Wold, Esq.
Assistant Attorney General
150 South Main Street
Providence, RI 02903
Tel: (401) 274-4400, ext. 2218
Fax: (401) 222-3016
Email: L.Wold@riag.ri.gov

Kent County Water Authority
By its attorney,

Mary B. Shekarchi, Esq.
33 College Hill Road, Suite 15E
Warwick, RI 02886
Tel: (401) 828-5030
Fax: (401) 823-1400
Email: marybali@aol.com

City of Warwick

By its attorney,

Peter D. Ruggiero Esq.
Ruggiero Brochu & Petrarca
20 Centerville Road
Warwick, RI 02886
Tel: (401) 737-8700
Fax: (401) 737-0735
Email: peter@rubroc.com

City of East Providence

By its attorney,

Gregory S. Dias, Esq.

City Solicitor

145 Taunton Avenue

East Providence, RI 02914

Tel: (401) 435-7523


Fax: (401) 438-1719

Email: gdias@cityofeastprov.com

Schedule HJS-1 Rebuttal
Cost of Service Summary
Rate Year Ending December 31, 2017

Revenue	Adjusted Test Year	Combined Adjustments	Pro-Forma Old Rates	Additional Revenue Generated	Pro-Forma New Rates
Service Charge	\$ 7,367,470	\$ 236,052	\$ 7,603,522	\$ (29,202)	\$ 7,574,320
East Smithfield Debt Surcharge	-	-	-	85,217	85,217
Retail Sales	38,173,132	1,031,751	39,204,882	4,914,984	44,119,866
Wholesale Sales	17,732,706	(1,370,414)	16,362,292	788,051	17,150,343
Private Fire Protection	2,576,961	-	2,576,961	386,726	2,963,687
Retail FPSC	1,252,391	-	1,252,391	187,859	1,440,250
Public Fire Protection	1,124,390	-	1,124,390	168,659	1,293,049
Miscellaneous Revenue	1,083,232	350,379	1,433,611	-	1,433,611
Other	-	-	-	-	-
TOTAL REVENUE	\$ 69,310,282	\$ 247,768	\$ 69,558,050	\$ 6,502,294	\$ 76,060,343
Total Rate Revenues	\$ 68,227,050	\$ (102,611)	\$ 68,124,439	\$	\$ 74,626,733
Expenses					
Operations					
Operations and Maintenance	\$ 30,843,233	\$ 2,384,256	\$ 33,227,489	\$	\$ 33,227,489
Insurance	1,802,547	432,122	2,234,669		2,234,669
Chemical & Sludge	4,500,000	(1,700,000)	2,800,000		2,800,000
City Service	839,167	118,233	957,400		957,400
Property Taxes	6,540,728	416,455	6,957,183		6,957,183
Payment in Lieu of Taxes	-	-	-		-
Capital Reimbursement	(2,143,087)	(118,727)	(2,261,814)		(2,261,814)
Net Operations	\$42,382,588	\$1,532,338	\$ 43,914,926	\$	\$ 43,914,926
Capital					
Capital Fund	\$ 2,127,000	\$ -	\$ 2,127,000	\$	\$ 2,127,000
Western Cranston	62,069	(22,069)	40,000		40,000
Infrastructure Replacement Fund	24,000,000	3,400,000	27,400,000		27,400,000
Cash-Funded AMR/Meter Repl. Fund	1,000,000	(500,000)	500,000		500,000
Equipment Replacement Fund	600,000	-	600,000		600,000
Revenue Reserve Fund (Restricted)	335,611	30,131	365,742		365,742
Capital	\$28,124,680	\$2,908,062	\$ 31,032,742		\$31,032,742
TOTAL EXPENSES	\$70,507,268	\$4,440,399.82	\$ 74,947,668		\$74,947,668
Operating Reserve (Unrestricted)	\$1,039,150		\$1,097,225		\$1,097,225
Total Revenue Requirements Including Reserve Funding	\$71,546,418		\$76,044,892		\$76,044,892
Revenues Over (Under) Expenses	(\$2,236,135.89)		(\$6,486,843)		\$15,451.23
Total Increase to Break-Even			\$	6,502,294	9.33%
Rate Revenue Increase to Break-Even					9.52%

Notes:
Operating Reserve is ((A-B+C)-(D+E))*01
Revenue surplus results from rounding




Schedule HJS-1 Rebuttal
Cost of Service Summary
Rate Year Ending December 31, 2017


<u>Revenue</u>	Adjusted Test Year	Combined Adjustments	Pro-Forma Old Rates	Additional Revenue Generated	Pro-Forma New Rates
Service Charge	\$ 7,367,470	\$ 236,052	\$ 7,603,522	\$ (16,830)	\$ 7,586,692
East Smithfield Debt Surcharge	-	-	-	85,217	85,217
Retail Sales	38,173,132	1,031,751	39,204,882	5,154,852	44,359,734
Wholesale Sales	17,732,706	(1,370,414)	16,362,292	864,069	17,226,360
Private Fire Protection	2,576,961	-	2,576,961	386,726	2,963,687
Retail FPSC	1,252,391	-	1,252,391	187,859	1,440,250
Public Fire Protection	1,124,390	-	1,124,390	168,659	1,293,049
Miscellaneous Revenue	1,083,232	350,379	1,433,611	-	1,433,611
Other	-	-	-	-	-
TOTAL REVENUE	\$ 69,310,282	\$ 247,768	\$ 69,558,050	\$ 6,830,551	\$ 76,388,601
Total Rate Revenues	\$ 68,227,050	\$ (102,611)	\$ 68,124,439	\$	\$ 74,954,990
<u>Expenses</u>					
Operations					
Operations and Maintenance	\$ 30,843,233	\$ 2,384,256	\$ 33,227,489	\$	\$ 33,227,489
Insurance	1,802,547	432,122	2,234,669		2,234,669
Chemical & Sludge	4,500,000	(1,700,000)	2,800,000		2,800,000
City Service	839,167	118,233	957,400		957,400
Property Taxes	6,540,728	416,455	6,957,183		6,957,183
Payment in Lieu of Taxes	-	326,000	326,000		326,000
Capital Reimbursement	(2,143,087)	(118,727)	(2,261,814)		(2,261,814)
Net Operations	\$42,382,588	\$1,858,338	\$44,240,926	\$	\$44,240,926
Capital					
Capital Fund	\$ 2,127,000	\$ -	\$ 2,127,000	\$	\$ 2,127,000
Western Cranston	62,069	(22,069)	40,000		40,000
Infrastructure Replacement Fund	24,000,000	3,400,000	27,400,000		27,400,000
Cash-Funded AMR/Meter Repl. Fund	1,000,000	(500,000)	500,000		500,000
Equipment Replacement Fund	600,000	-	600,000		600,000
Revenue Reserve Fund (Restricted)	335,611	31,761	367,372		367,372
Capital	\$28,124,680	\$2,909,692	\$31,034,372		\$31,034,372
TOTAL EXPENSES	\$70,507,268	\$4,768,029.82	\$75,275,298		\$75,275,298
Operating Reserve (Unrestricted)	\$1,039,150		\$1,102,115		\$1,102,115
Total Revenue Requirements Including Reserve Funding	\$71,546,418		\$76,377,412		\$76,377,412
Revenues Over (Under) Expenses	(\$2,236,135.89)		(\$6,819,363)		\$11,188.63
Total Increase to Break-Even			\$	6,830,551	9.80%
Rate Revenue Increase to Break-Even					10.01%

Notes:
Operating Reserve is ((A-B+C)-(D+E))* .01
Revenue surplus results from rounding

Prov Water Settlement Proposal



	<u>Division</u>	<u>Prov Water</u>	<u>Notes</u>
	<u>Adjustments</u>	<u>Adjustments</u>	
<u>Prov Water Revenue Increase Filed</u>	<u>\$ 8,328,042</u>	<u>\$ 8,328,042</u>	
<u>REVENUE ADJUSTMENTS</u>			
Decrease in KCWA sales(Chris Woodcock			
1 proposed adjustment)		\$ (139,790)	Accepted in rebuttal
Decrease in FPSC--ES customers--Harold			
2 Smith's rebuttal adjustment		\$ (46,719)	Made in rebuttal
3 Increase Misc Revenues--Div adjustment	\$ 52,429	\$ 52,429	Accepted in rebuttal
4 Foster Tax Refund	\$ 175,000	\$ 175,000	
5 Flow back \$350,000 of Foster tax refunds	-	\$ 116,700	Credited to revenues over 3 years
6 Total Revenue Increase	<u>\$ 227,429</u>	<u>\$ 157,620</u>	
<u>EXPENSE ADJUSTMENTS</u>			
1 Remove 14 new Positions	\$ 643,020	\$ 209,200	Removes 4 postions; decrease funding for a position
2 Turnover Savings	\$ 76,014	\$ 76,014	
3 Overtime Reduction	\$ 211,133	\$ 100,000	
4 Contractual Wage Increases	\$ 31,626	\$ 9,700	3.4% of above wage reductions
5 Payroll clearing	\$ 49,842	\$ 49,842	Accepted in rebuttal
6 Capitalized Overhead	\$ 1,312,293	\$ 68,845	Accepted in rebuttal
7 Employee Benefits	\$ 345,819	\$ 135,808	Benefit rate of 46% (53.7% less 7.65%) for wage reductions at 1 to 4.
8 Payroll Taxes	\$ 73,577	\$ 22,561	Payroll taxes (7.65%) on wage reductions at items 1 to 4.
9 Workers Comp. Insurance	\$ 136,455	\$ 136,455	Accepted in rebuttal
10 Reduction to Insurance fund	\$ 102,113	\$ 102,113	
11 PILOT	\$ 326,000		
13 Western Cranston Restricted Acct	\$ 22,069	\$ 22,069	
14 Chemicals Restricted Account	\$ 200,000	\$ 200,000	Accepted in rebuttal
15 IFR-Debt Service		\$ 200,000	IFR bonds; reflects current debt service projection.
Increase in Regulatory expense for 2017			
16 PUC-Division assessment		\$ (26,884)	Made in rebuttal
17 Reserves	\$ 32,286	\$ 24,329	
18 Net expense reductions	<u>\$ 3,562,247</u>	<u>\$ 1,330,052</u>	
19 Total reduction in revenue increase	<u>\$ 3,789,676</u>	<u>\$ 1,487,672</u>	
20 Division Deficiency/Increase Difference	<u>\$ 34,417</u>	<u>-</u>	See Division's Cost of Service--lines 31-32
21 Revenue Increase	<u>\$ 4,572,783</u>	<u>\$ 6,840,370</u>	{ 9.8% revenue increase



PROPOSED TARIFFS

PROVIDENCE WATER SUPPLY BOARD TARIFF

Replaces Tariff
September 1, 2015

Effective: , 2017

RI Public Utilities Commission Docket No.

TARIFF SCHEDULES

Schedule

- | | |
|---|---|
| A | Service Charges – Retail |
| B | Metered Sales – Retail |
| C | Bulk Sales to Public Authorities for Resale |
| D | Public Fire Protection |
| E | Private Fire Service |
| F | Miscellaneous Charges |

PROPOSED TARIFFS

SCHEDULE A

Providence Water Supply Board Service Charges Retail

Rhode Island Public Utilities Commission Docket No. 4618

Effective: , 2017

Applicability

Applicable to all metered customers for industrial, commercial and residential use, exclusive of fire service connection, in the Providence Water Supply Board service area.

Rates

For each service connected to the Providence Water Supply Board mains, the following customer service charges shall apply:

<u>Size of Meter</u>	<u>Monthly</u>
5/8"	\$ 7.76
3/4	8.25
1	9.73
1 ½	11.70
2	17.13
3	57.07
4	71.86
6	106.38
8	145.83
10	181.58
12	217.33

However, for each Providence Water service connected in the City of Providence the following additional Fire Protection service charge shall apply to Providence ratepayers:

<u>Size of Meter</u>	<u>Monthly</u>
5/8"	\$ 1.38
3/4	2.07
1	5.15
1 ½	13.74
2	32.96
3	89.26
4	151.05
6	308.97
8	466.89
10	714.07
12	1,180.95

Terms of Payment

All customer service charges are billed monthly and are due and payable when rendered. Interest at a rate of 1% per month will be charged on unpaid account balances over 30 days from due date.

PROPOSED TARIFFS

SCHEDULE B

Providence Water Supply Board Metered Sales Retail

Rhode Island Public Utilities Commission Docket No. 4618

Effective: , 2017

Applicability

Applicable to all general metered water service in the Providence Water Supply Board service area.

Rates

For all quantities used, except for bulk sales to public authorities for resale, the following rates per HCF shall apply:

Monthly Accounts

Residential	\$3.432
Commercial	\$3.252
Industrial	\$3.197

East Smithfield Water District

Applicable to the former customers of the East Smithfield Water District, the following Debt Service Surcharge will apply:

East Smithfield Surcharge \$0.36 per HCF

Terms of Payment

All metered sales bills are rendered in arrears monthly and are due and payable in full when rendered.

Interest at a rate of 1% per month will be charged on unpaid account balances over 30 days from due date.

PROPOSED TARIFFS

SCHEDULE C

Providence Water Supply Board Bulk Sales to Public Authorities for Resale

Rhode Island Public Utilities Commission Docket No. 4618

Effective: , 2017

Applicability

Applicable to all public authorities in the Providence Water Supply Board service area purchasing water for resale.

Rates-Volume Charge

\$1,814.54 per million gallons, or
\$1.357270 per HCF

Terms of Payment

All bills for bulk sales are rendered monthly in arrears and are due and payable in full when rendered.

Interest at a rate of 1% per month will be charged on unpaid account balances over 30 days from due date.

PROPOSED TARIFFS

SCHEDULE D

Providence Water Supply Board Public Fire Protection

Rhode Island Public Utilities Commission Docket No. 4618

Effective: , 2017

Applicability

Applicable to all service to public fire hydrants in the Providence Water Supply Board service area.

Rates

For each hydrant: \$454.02

For each hydrant in Providence, as allowed by statute: \$0

Terms of Payment

All bills for public fire service are rendered quarterly and are due and payable in full when rendered.

Interest at a rate of 1% per month will be charged on unpaid account balances over 30 days from due date.

.

PROPOSED TARIFFS

SCHEDULE E

Providence Water Supply Board Private Fire Service

Rhode Island Public Utilities Commission Docket No. 4618

Effective: , 2017

Applicability

Applicable for service to private fire protection appliances owned and maintained by the customer in the Providence Water Supply service area.

Rates

For each fire service connection to the Providence Water Supply Board mains, the following charges shall apply:

<u>Size of Service</u>	<u>Monthly</u>
3/4"	\$ 8.64
1	10.22
1 1/2	12.57
2	18.65
4	79.68
6	129.90
8	196.74
10	274.06
12	367.65
16	611.44

Terms of Payment

All bills for private fire services are rendered monthly and are due and payable in full when rendered.

Interest at a rate of 1% per month will be charged on unpaid account balances over 30 days from due date.

PROPOSED TARIFFS

**SCHEDULE F
PROVIDENCE WATER
TERMS & CONDITIONS
SERVICE FEE SCHEDULE
(effective , 2017)
page 1 of 2**

NOTE: All applicants must complete financial arrangements prior to services being rendered. Applicants are responsible for obtaining and paying for all permits and any additional fees.

SERVICE	FEE
PHOTOCOPYING	
Distribution Sheet	\$ 3.00/copy
Letter or Legal Size Document	\$.15/copy
LIEN CERTIFICATE	\$ 6.00
RETURNED CHECK FEE	\$ 20.00
PLAN CHECKING/WATER AVAILABILITY REVIEW	\$ 57.00/hour
EASEMENT/ABANDONMENT REQUEST	\$ 50.00/hour
FIRE HYDRANT FLOW TEST	\$ 118.00
NEW WATER SERVICE INSTALLATION - BASIC	
1" Water Service	\$1,673.00
1 ½" Water Service	2,596.00
2" Water Service	2,931.00
4" Water Service	3,700.00
6" Water Service	3,998.00

NEW WATER SERVICE INSTALLATION - SPECIAL CIRCUMSTANCES

All services greater than 6" will be installed and charged on a time and materials basis, consistent with the methodology used in computing the above service charges. **Notwithstanding the above schedule**, any sites where special circumstances may be encountered (ie. ledge, special fittings, routing around other utilities) will also be charged on a time and materials basis. The average time rate for all manpower and equipment (including overhead) averages approximately \$400/hr.

PAVEMENT/SIDEWALK RESTORATION CHARGES

Applicants are responsible for all *actual* road and/or sidewalk restoration charges, as the charge varies with the size of the excavation and the pavement thickness. For illustrative purposes, on average, the charge is approximately \$300 for pavement restoration and \$75 for sidewalk restoration.

PROPOSED TARIFFS

**SCHEDULE F
PROVIDENCE WATER
TERMS & CONDITIONS
SERVICE FEE SCHEDULE
(effective , 2017)
page 2 of 2**

SERVICE	FEE
---------	-----

POLICE DETAILS

If the work being performed presents a safety hazard and it is necessary to employ police details for traffic control, the applicant will be responsible for such costs at the then current rate of the respective Town or City. For illustrative purposes, the hourly detail rates as of May 2, 2016 are as follows:

Cranston	\$50.66
Johnston	46.71
North Providence	56.00
Providence	59.22

NEW WATER METER INSTALLATION - INCLUDING ERT

5/8" Meter	\$ 184.00
3/4" Meter	230.00
1" Meter	266.00
1 ½" Meter	457.00
2" Meter	545.00

All meters greater than 2" will be charged on an actual time and materials basis.


NEW ERT - ALL METER SIZES	\$ 109.00
---------------------------	-----------

(Applies only to existing ERT's that are lost, stolen, or damaged by customers. There is no charge to retro-fit an existing meter to AMR technology.)

SERVICE SHUTOFF FEE	\$ 64.00
---------------------	----------

SERVICE RESTORATION FEE	\$ 43.00
-------------------------	----------

SPECIAL REQUESTS FOR SERVICES NOT LISTED ABOVE THAT DO NOT BENEFIT ALL CUSTOMERS	Billed at actual Cost plus overhead Rates in effect
--	---



PROPOSED TARIFFS
Including Pilot

PROVIDENCE WATER SUPPLY BOARD TARIFF

Replaces Tariff
September 1, 2015

Effective: , 2017

RI Public Utilities Commission Docket No.

TARIFF SCHEDULES

Schedule

- | | |
|---|---|
| A | Service Charges – Retail |
| B | Metered Sales – Retail |
| C | Bulk Sales to Public Authorities for Resale |
| D | Public Fire Protection |
| E | Private Fire Service |
| F | Miscellaneous Charges |

PROPOSED TARIFFS
Including Pilot

SCHEDULE A

**Providence Water Supply Board
Service Charges
Retail**

Rhode Island Public Utilities Commission Docket No. 4618

Effective: , 2017

Applicability

Applicable to all metered customers for industrial, commercial and residential use, exclusive of fire service connection, in the Providence Water Supply Board service area.

Rates

For each service connected to the Providence Water Supply Board mains, the following customer service charges shall apply:

<u>Size of Meter</u>	<u>Monthly</u>
5/8"	\$ 7.77
3/4	8.27
1	9.75
1 ½	11.73
2	17.17
3	57.23
4	72.07
6	106.69
8	146.25
10	182.11
12	217.97

However, for each Providence Water service connected in the City of Providence the following additional Fire Protection service charge shall apply to Providence ratepayers:

<u>Size of Meter</u>	<u>Monthly</u>
5/8"	\$ 1.38
3/4	2.07
1	5.15
1 ½	13.74
2	32.96
3	89.26
4	151.05
6	308.97
8	466.89
10	714.07
12	1,180.95

PROPOSED TARIFFS
Including Pilot

Terms of Payment

All customer service charges are billed monthly and are due and payable when rendered. Interest at a rate of 1% per month will be charged on unpaid account balances over 30 days from due date.

PROPOSED TARIFFS
Including Pilot

SCHEDULE B

**Providence Water Supply Board
Metered Sales
Retail**

Rhode Island Public Utilities Commission Docket No. 4618

Effective: , 2017

Applicability

Applicable to all general metered water service in the Providence Water Supply Board service area.

Rates

For all quantities used, except for bulk sales to public authorities for resale, the following rates per HCF shall apply:

Monthly Accounts

Residential	\$3.451
Commercial	\$3.269
Industrial	\$3.214

East Smithfield Water District

Applicable to the former customers of the East Smithfield Water District, the following Debt Service Surcharge will apply:

East Smithfield Surcharge \$0.36 per HCF

Terms of Payment

All metered sales bills are rendered in arrears monthly and are due and payable in full when rendered.

Interest at a rate of 1% per month will be charged on unpaid account balances over 30 days from due date.

**PROPOSED TARIFFS
Including Pilot**

SCHEDULE C

**Providence Water Supply Board
Bulk Sales to Public Authorities for Resale**

Rhode Island Public Utilities Commission Docket No. 4618

Effective: , 2017

Applicability

Applicable to all public authorities in the Providence Water Supply Board service area purchasing water for resale.

Rates-Volume Charge

\$1,822.58 per million gallons, or
\$1.363286 per HCF

Terms of Payment

All bills for bulk sales are rendered monthly in arrears and are due and payable in full when rendered.

Interest at a rate of 1% per month will be charged on unpaid account balances over 30 days from due date.

**PROPOSED TARIFFS
Including Pilot**

SCHEDULE D

**Providence Water Supply Board
Public Fire Protection**

Rhode Island Public Utilities Commission Docket No. 4618

Effective: , 2017

Applicability

Applicable to all service to public fire hydrants in the Providence Water Supply Board service area.

Rates

For each hydrant: \$454.02

For each hydrant in Providence, as allowed by statute: \$0

Terms of Payment

All bills for public fire service are rendered quarterly and are due and payable in full when rendered.

Interest at a rate of 1% per month will be charged on unpaid account balances over 30 days from due date.

.

PROPOSED TARIFFS
Including Pilot

SCHEDULE E

**Providence Water Supply Board
Private Fire Service**

Rhode Island Public Utilities Commission Docket No. 4618

Effective: , 2017

Applicability

Applicable for service to private fire protection appliances owned and maintained by the customer in the Providence Water Supply service area.

Rates

For each fire service connection to the Providence Water Supply Board mains, the following charges shall apply:

<u>Size of Service</u>	<u>Monthly</u>
3/4"	\$ 8.64
1	10.22
1 ½	12.57
2	18.65
4	79.68
6	129.90
8	196.74
10	274.06
12	367.65
16	611.44

Terms of Payment

All bills for private fire services are rendered monthly and are due and payable in full when rendered.

Interest at a rate of 1% per month will be charged on unpaid account balances over 30 days from due date.

PROPOSED TARIFFS
Including Pilot

SCHEDULE F
PROVIDENCE WATER
TERMS & CONDITIONS
SERVICE FEE SCHEDULE
(Effective: , 2017)
page 1 of 2

NOTE: All applicants must complete financial arrangements prior to services being rendered. Applicants are responsible for obtaining and paying for all permits and any additional fees.

SERVICE	FEE
PHOTOCOPYING	
Distribution Sheet	\$ 3.00/copy
Letter or Legal Size Document	\$.15/copy
LIEN CERTIFICATE	\$ 6.00
RETURNED CHECK FEE	\$ 20.00
PLAN CHECKING/WATER AVAILABILITY REVIEW	\$ 57.00/hour
EASEMENT/ABANDONMENT REQUEST	\$ 50.00/hour
FIRE HYDRANT FLOW TEST	\$ 118.00
NEW WATER SERVICE INSTALLATION - BASIC	
1" Water Service	\$1,673.00
1 ½" Water Service	2,596.00
2" Water Service	2,931.00
4" Water Service	3,700.00
6" Water Service	3,998.00

NEW WATER SERVICE INSTALLATION - SPECIAL CIRCUMSTANCES

All services greater than 6" will be installed and charged on a time and materials basis, consistent with the methodology used in computing the above service charges. **Notwithstanding the above schedule**, any sites where special circumstances may be encountered (ie. ledge, special fittings, routing around other utilities) will also be charged on a time and materials basis. The average time rate for all manpower and equipment (including overhead) averages approximately \$400/hr.

PAVEMENT/SIDEWALK RESTORATION CHARGES

Applicants are responsible for all *actual* road and/or sidewalk restoration charges, as the charge varies with the size of the excavation and the pavement thickness. For illustrative purposes, on average, the charge is approximately \$300 for pavement restoration and \$75 for sidewalk restoration.

PROPOSED TARIFFS
Including Pilot

SCHEDULE F
PROVIDENCE WATER
TERMS & CONDITIONS
SERVICE FEE SCHEDULE
(Effective: , 2017)
page 2 of 2

SERVICE	FEE
----------------	------------

POLICE DETAILS

If the work being performed presents a safety hazard and it is necessary to employ police details for traffic control, the applicant will be responsible for such costs at the then current rate of the respective Town or City. For illustrative purposes, the hourly detail rates as of May 2, 2016 are as follows:

Cranston	\$50.66
Johnston	46.71
North Providence	56.00
Providence	59.22

NEW WATER METER INSTALLATION - INCLUDING ERT

5/8" Meter	\$ 184.00
3/4" Meter	230.00
1" Meter	266.00
1 ½" Meter	457.00
2" Meter	545.00

All meters greater than 2" will be charged on an actual time and materials basis.

NEW ERT - ALL METER SIZES	\$ 109.00
----------------------------------	------------------

(Applies only to existing ERT's that are lost, stolen, or damaged by customers. There is no charge to retro-fit an existing meter to AMR technology.)

SERVICE SHUTOFF FEE	\$ 64.00
----------------------------	-----------------

SERVICE RESTORATION FEE	\$ 43.00
--------------------------------	-----------------

SPECIAL REQUESTS FOR SERVICES NOT LISTED ABOVE THAT DO NOT BENEFIT ALL CUSTOMERS	Billed at actual Cost plus overhead Rates in effect
---	---