

KEEGAN WERLIN LLP

ATTORNEYS AT LAW
265 FRANKLIN STREET
BOSTON, MASSACHUSETTS 02110-3113

(617) 951-1400

TELECOPIERS:
(617) 951- 1354
(617) 951- 0586

September 16, 2016

BY HAND DELIVERY

Luly E. Massaro, Commission Clerk
Rhode Island Public Utilities Commission
89 Jefferson Boulevard
Warwick, RI 02888

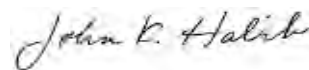
Re: Docket 4627 – In Re: Request for Approval of Firm Transportation Contracts with Algonquin Gas Transmission, LLC for the Access Northeast Project
Responses to Division Data Requests – Set 4 Supplemental

Dear Ms. Massaro:

On behalf of National Grid,¹ enclosed are National Grid's supplemental responses to the Fourth Set of Data Requests issued by the Rhode Island Division of Public Utilities and Carriers in the above-referenced matter. Please note that Attachments DIV-4-4(b) and DIV-4-7(b) contain Highly Sensitive Confidential Information; a Motion for Protective Treatment is enclosed and the confidential versions of these attachments will be provided only the Public Utilities Commission and those parties that have executed the appropriate non-disclosure agreements.

Thank you for your attention to matter. If you have any questions, please contact me at (617) 951-1400, or Jennifer Brooks Hutchinson at 401-784-7685.

Very truly yours,



John K. Habib

Enclosures

¹ The Narragansett Electric Company d/b/a National Grid.

STATE OF RHODE ISLAND AND PROVIDENCE PLANTATIONS

RHODE ISLAND PUBLIC UTILITIES COMMISSION

**Review of Precedent Agreement with
Algonquin Gas Transmission LLC for
Capacity on the Access Northeast Project
Pursuant to R.I.G.L. § 39-31 *et seq.***

Docket No. 4627

**NATIONAL GRID'S REQUEST
FOR PROTECTIVE TREATMENT OF CONFIDENTIAL INFORMATION**

National Grid¹ hereby requests that the Rhode Island Public Utilities Commission (PUC) provide confidential treatment and grant protection from public disclosure of certain confidential, competitively sensitive, and proprietary information submitted in this proceeding, as permitted by PUC Rule 1.2(g) and R.I.G.L. § 38-2-2(4)(B). National Grid also hereby requests that, pending entry of that finding, the PUC preliminarily grant National Grid's request for confidential treatment pursuant to Rule 1.2 (g)(2).

I. BACKGROUND

On June 30, 2016, National Grid filed with the PUC its request for approval of a precedent agreement with Algonquin Gas Transmission LLC (Algonquin) for capacity on the Access Northeast Energy Project (ANE Project). In support of its request for approval, National Grid submitted initial testimony and supporting exhibits including a copy of the precedent agreement and the Company's analysis of the precedent agreement and ANE Project, including proprietary modeling information and analysis provided by

¹ The Narragansett Electric Company d/b/a National Grid (National Grid or the Company).

the Company's third-party consultants. For example, the testimony of Gary Wilmes of Black & Veatch Management Consulting LLC (Black & Veatch), provided detailed cost-benefit analysis related to the ANE Project that was created using Black & Veatch's proprietary modeling.

On September 13, 2016 National Grid filed its responses to the Division of Public Utilities' (Division) Fourth Set of Data Requests. On September 16, 2016 National Grid filed supplemental responses to the Division's Fourth Set of Data Requests, specifically to Data Requests DIV 4-4 and DIV 4-7. Attachments DIV 4-4(b) and DIV 4-7(b) provided together with the Company's supplemental responses to Data Requests DIV 4-4 and DIV 4-7 reference these highly sensitive confidential terms (the HSCI Documents).

As noted above, the Company's affiliates Massachusetts Electric Company and Nantucket Electric Company each d/b/a National Grid have filed a similar request for approval of precedent agreements with Algonquin for capacity on the ANE Project with the Department. The Department has approved a two tier confidential document designation to provide an added layer of protective treatment in this related proceeding. This additional layer of protective treatment is necessary because certain intervenors granted full-party status in the Massachusetts proceeding are classified as bidders with respect to the request for proposals (RFP) that resulted in the precedent agreement that is the subject of this proceeding. The RFP was jointly simultaneously with the RFP issued by the Company's Massachusetts affiliates and Eversource Energy and, therefore, the Company expects that some or all of the parties who have intervened in the Massachusetts proceeding will also seek to intervene in this proceeding. Therefore, in order to ensure that confidential information is treated consistently across jurisdictions,

the Company proposes to implement the same two-tier system for this proceeding. If the same parties intervene in this proceeding and the two-tier system is not utilized, the two-tier system being used in Massachusetts will be undermined and the Company (and its affiliates) will be placed at a competitive disadvantage. This result would be particularly problematic because it is expected that other pipeline projects will be proposed in the near future to address capacity restraint in the New England region.

In this proceeding, the Company proposed to adopt the same approach to ensure consistency across New England jurisdictions, and to prevent intervenors from gaining access to confidential information that has been restricted in Massachusetts. Each of the documents referenced in this Motion have been classified as either Confidential or Highly Sensitive Confidential Information, consistent with the Company's initial filing and as filed in Massachusetts. Although the PUC has declined to adopt the two-tier method of protective treatment proposed, the PUC has determined that National Grid can still mark documents as either HSCI or Confidential and enter into non-disclosure agreements appropriate for each classification.

The Company has provided redacted and unredacted versions of each of the HSCI Documents. Each of these documents and/or files contains confidential and proprietary contractual or economic analysis information. Therefore, National Grid requests that the PUC give the information contained in the unredacted version of the HSCI Documents protective treatment.

II. LEGAL STANDARD

The PUC's Rule 1.2(g) provides that access to public records shall be granted in accordance with the Access to Public Records Act (APRA), R.I.G.L. §38-2-1 *et seq.*

Under APRA, all documents and materials submitted in connection with the transaction of official business by an agency is deemed to be a “public record,” unless the information contained in such documents and materials falls within one of the exceptions specifically identified in R.I.G.L. §38-2-2(4). Therefore, to the extent that information provided to the PUC falls within one of the designated exceptions to the public records law, the PUC has the authority under the terms of APRA to deem such information to be confidential and to protect that information from public disclosure.

In that regard, R.I.G.L. §38-2-2(4)(B) provides that the following types of records shall not be deemed public:

Trade secrets and commercial or financial information obtained from a person, firm, or corporation which is of a privileged or confidential nature.

The Rhode Island Supreme Court has held that this confidential information exemption applies where disclosure of information would be likely either (1) to impair the Government’s ability to obtain necessary information in the future; or (2) to cause substantial harm to the competitive position of the person from whom the information was obtained. Providence Journal Company v. Convention Center Authority, 774 A.2d 40 (R.I. 2001).

The first prong of the test is satisfied when information is voluntarily provided to the governmental agency and that information is of a kind that would customarily not be released to the public by the person from whom it was obtained. Providence Journal, 774 A.2d at 47.

III. BASIS FOR CONFIDENTIALITY

The HSCI Documents contain information and outputs that flow from proprietary modeling systems that are the property of the Company’s consultant, Black & Veatch.

These models, including the assumptions, and the outputs resulting from the models were developed by Black & Veatch for its use in providing analytical and other services to its business clients, including the Company. The models are not available in the public domain, nor may the public access the models, inputs or outputs absent a binding contract for services with Black & Veatch. If publicly disclosed, these documents would provide competitively sensitive information to other parties and could seriously harm the competitive business position of Black & Veatch. Such a result would be contrary to the public interest.

IV. CONCLUSION

Accordingly, the Company requests that the PUC grant protective treatment to Attachments DIV-4-4(b) and DIV-4-7(b) filed with the Company's supplemental responses to the Division's Fourth Set of Data Requests on September 16, 2016.

WHEREFORE, the Company respectfully requests that the PUC grant its Motion for Protective Treatment as stated herein.

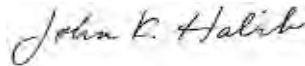
Respectfully submitted,

NATIONAL GRID

By its attorneys,



Jennifer Brooks Hutchinson (RI Bar #6176)
National Grid
280 Melrose Street
Providence, RI 02907
(401) 784-7288



John K. Habib, Esq. (RI Bar #7431)
Keegan Werlin LLP
265 Franklin Street
Boston, Massachusetts 02110
(617) 951-1400

Dated: September 16, 2016

The Narragansett Electric Company
d/b/a National Grid
RIPUC Docket No. 4627
National Grid's Request for Approval
Of a Gas Capacity Contract and Cost Recovery
Pursuant to R.I. Gen. Laws § 39-31-1 to 9
Responses to Division's Fourth Set of Data Requests
Issued August 30, 2016

Division 4-4 (Supp.)

Request:

For each supply node modeled within B&V's version of GPCM, please provide live excel spreadsheets with all inputs and calculations intact that provide the monthly supply curves including but not limited to price and quantity. Provide this information for each scenarios and/or sensitivity analyzed by B&V.

Response:

Please see Attachment DIV-4-4(a) (Highly Sensitive Confidential Information) for the monthly supply curves for the supply nodes used in Black & Veatch's analysis which have material impact on the net benefits analysis associated with the ANE Project. Such nodes include those located in the Gulf Coast, as well as the Marcellus and Utica shale regions which serve New England. These supply curves remained unchanged for each scenario/sensitivity. The Company will supplement this response with information from Eastern Canada supply nodes by Friday, August 19, 2016, although such supply nodes did not provide a meaningful level of information ultimately relevant to the Black & Veatch's net benefits analysis because supply from that area declines significantly over time due to high local demand for such supply.

Supplemental Response:

Please see Attachment DIV-4-4(b) (Highly Sensitive Confidential Information) for the monthly supply nodes for Eastern Canada supply.

Column	A	B	C	D	E	F	G	H	I
Line #	Supply Type	Geographic Location	Time	Cnt	Supply Point 1	Price Point 1	Supply Point 2	Price Point 2	Elasticity
1	Conventional	NS Offshore							
2	Conventional	NS Offshore							
3	Conventional	NS Offshore							
4	Conventional	NS Offshore							
5	Conventional	NS Offshore							
6	Conventional	NS Offshore							
7	Conventional	NS Offshore							
8	Conventional	NS Offshore							
9	Conventional	NS Offshore							
10	Conventional	NS Offshore							
11	Conventional	NS Offshore							
12	Conventional	NS Offshore							
13	Conventional	NS Offshore							
14	Conventional	NS Offshore							
15	Conventional	NS Offshore							
16	Conventional	NS Offshore							
17	Conventional	NS Offshore							
18	Conventional	NS Offshore							
19	Conventional	NS Offshore							
20	Conventional	NS Offshore							
21	Conventional	NS Offshore							
22	Conventional	NS Offshore							
23	Conventional	NS Offshore							
24	Conventional	NS Offshore							
25	Conventional	NS Offshore							
26	Conventional	NS Offshore							
27	Conventional	NS Offshore							
28	Conventional	NS Offshore							
29	Conventional	NS Offshore							
30	Conventional	NS Offshore							
31	Conventional	NS Offshore							
32	Conventional	NS Offshore							
33	Conventional	NS Offshore							
34	Conventional	NS Offshore							
35	Conventional	NS Offshore							

Column	A	B	C	D	E	F	G	H	I
Line #	Supply Type	Geographic Location	Time	Cnt	Supply Point 1	Price Point 1	Supply Point 2	Price Point 2	Elasticity
36	Conventional	NS Offshore							
37	Conventional	NS Offshore							
38	Conventional	NS Offshore							
39	Conventional	NS Offshore							
40	Conventional	NS Offshore							
41	Conventional	NS Offshore							
42	Conventional	NS Offshore							
43	Conventional	NS Offshore							
44	Conventional	NS Offshore							
45	Conventional	NS Offshore							
46	Conventional	NS Offshore							
47	Conventional	NS Offshore							
48	Conventional	NS Offshore							
49	Conventional	NS Offshore							
50	Conventional	NS Offshore							
51	Conventional	NS Offshore							
52	Conventional	NS Offshore							
53	Conventional	NS Offshore							
54	Conventional	NS Offshore							
55	Conventional	NS Offshore							
56	Conventional	NS Offshore							
57	Conventional	NS Offshore							
58	Conventional	NS Offshore							
59	Conventional	NS Offshore							
60	Conventional	NS Offshore							
61	Conventional	NS Offshore							
62	Conventional	NS Offshore							
63	Conventional	NS Offshore							
64	Conventional	NS Offshore							
65	Conventional	NS Offshore							
66	Conventional	NS Offshore							
67	Conventional	NS Offshore							
68	Conventional	NS Offshore							
69	Conventional	NS Offshore							
70	Conventional	NS Offshore							
71	Conventional	NS Offshore							
72	Conventional	NS Offshore							
73	Conventional	NS Offshore							

Column	A	B	C	D	E	F	G	H	I
Line #	Supply Type	Geographic Location	Time	Cnt	Supply Point 1	Price Point 1	Supply Point 2	Price Point 2	Elasticity
74	Conventional	NS Offshore							
75	Conventional	NS Offshore							
76	Conventional	NS Offshore							
77	Conventional	NS Offshore							
78	Conventional	NS Offshore							
79	Conventional	NS Offshore							
80	Conventional	NS Offshore							
81	Conventional	NS Offshore							
82	Conventional	NS Offshore							
83	Conventional	NS Offshore							
84	Conventional	NS Offshore							
85	Conventional	NS Offshore							
86	Conventional	NS Offshore							
87	Conventional	NS Offshore							
88	Conventional	NS Offshore							
89	Conventional	NS Offshore							
90	Conventional	NS Offshore							
91	Conventional	NS Offshore							
92	Conventional	NS Offshore							
93	Conventional	NS Offshore							
94	Conventional	NS Offshore							
95	Conventional	NS Offshore							
96	Conventional	NS Offshore							
97	Conventional	NS Offshore							
98	Conventional	NS Offshore							
99	Conventional	NS Offshore							
100	Conventional	NS Offshore							
101	Conventional	NS Offshore							
102	Conventional	NS Offshore							
103	Conventional	NS Offshore							
104	Conventional	NS Offshore							
105	Conventional	NS Offshore							
106	Conventional	NS Offshore							
107	Conventional	NS Offshore							
108	Conventional	NS Offshore							
109	Conventional	NS Offshore							
110	Conventional	NS Offshore							
111	Conventional	NS Offshore							

Column	A	B	C	D	E	F	G	H	I
Line #	Supply Type	Geographic Location	Time	Cnt	Supply Point 1	Price Point 1	Supply Point 2	Price Point 2	Elasticity
112	Conventional	NS Offshore							
113	Conventional	NS Offshore							
114	Conventional	NS Offshore							
115	Conventional	NS Offshore							
116	Conventional	NS Offshore							
117	Conventional	NS Offshore							
118	Conventional	NS Offshore							
119	Conventional	NS Offshore							
120	Conventional	NS Offshore							
121	Conventional	NS Offshore							
122	Conventional	NS Offshore							
123	Conventional	NS Offshore							
124	Conventional	NS Offshore							
125	Conventional	NS Offshore							
126	Conventional	NS Offshore							
127	Conventional	NS Offshore							
128	Conventional	NS Offshore							
129	Conventional	NS Offshore							
130	Conventional	NS Offshore							
131	Conventional	NS Offshore							
132	Conventional	NS Offshore							
133	Conventional	NS Offshore							
134	Conventional	NS Offshore							
135	Conventional	NS Offshore							
136	Conventional	NS Offshore							
137	Conventional	NS Offshore							
138	Conventional	NS Offshore							
139	Conventional	NS Offshore							
140	Conventional	NS Offshore							
141	Conventional	NS Offshore							
142	Conventional	NS Offshore							
143	Conventional	NS Offshore							
144	Conventional	NS Offshore							
145	Conventional	NS Offshore							
146	Conventional	NS Offshore							
147	Conventional	NS Offshore							
148	Conventional	NS Offshore							
149	Conventional	NS Offshore							

Column	A	B	C	D	E	F	G	H	I
Line #	Supply Type	Geographic Location	Time	Cnt	Supply Point 1	Price Point 1	Supply Point 2	Price Point 2	Elasticity
150	Conventional	NS Offshore							
151	Conventional	NS Offshore							
152	Conventional	NS Offshore							
153	Conventional	NS Offshore							
154	Conventional	NS Offshore							
155	Conventional	NS Offshore							
156	Conventional	NS Offshore							
157	Conventional	NS Offshore							
158	Conventional	NS Offshore							
159	Conventional	NS Offshore							
160	Conventional	NS Offshore							
161	Conventional	NS Offshore							
162	Conventional	NS Offshore							
163	Conventional	NS Offshore							
164	Conventional	NS Offshore							
165	Conventional	NS Offshore							
166	Conventional	NS Offshore							
167	Conventional	NS Offshore							
168	Conventional	NS Offshore							
169	Conventional	NS Offshore							
170	Conventional	NS Offshore							
171	Conventional	NS Offshore							
172	Conventional	NS Offshore							
173	Conventional	NS Offshore							
174	Conventional	NS Offshore							
175	Conventional	NS Offshore							
176	Conventional	NS Offshore							
177	Conventional	NS Offshore							
178	Conventional	NS Offshore							
179	Conventional	NS Offshore							
180	Conventional	NS Offshore							
181	Conventional	NS Offshore							
182	Conventional	NS Offshore							
183	Conventional	NS Offshore							
184	Conventional	NS Offshore							
185	Conventional	NS Offshore							
186	Conventional	NS Offshore							
187	Conventional	NS Offshore							

Column	A	B	C	D	E	F	G	H	I
Line #	Supply Type	Geographic Location	Time	Cnt	Supply Point 1	Price Point 1	Supply Point 2	Price Point 2	Elasticity
188	Conventional	NS Offshore							
189	Conventional	NS Offshore							
190	Conventional	NS Offshore							
191	Conventional	NS Offshore							
192	Conventional	NS Offshore							
193	Conventional	NS Offshore							
194	Conventional	NS Offshore							
195	Conventional	NS Offshore							
196	Conventional	NS Offshore							
197	Conventional	NS Offshore							
198	Conventional	NS Offshore							
199	Conventional	NS Offshore							
200	Conventional	NS Offshore							
201	Conventional	NS Offshore							
202	Conventional	NS Offshore							
203	Conventional	NS Offshore							
204	Conventional	NS Offshore							
205	Conventional	NS Offshore							
206	Conventional	NS Offshore							
207	Conventional	NS Offshore							
208	Conventional	NS Offshore							
209	Conventional	NS Offshore							
210	Conventional	NS Offshore							
211	Conventional	NS Offshore							
212	Conventional	NS Offshore							
213	Conventional	NS Offshore							
214	Conventional	NS Offshore							
215	Conventional	NS Offshore							
216	Conventional	NS Offshore							
217	Conventional	NS Offshore							
218	Conventional	NS Offshore							
219	Conventional	NS Offshore							
220	Conventional	NS Offshore							
221	Conventional	NS Offshore							
222	Conventional	NS Offshore							
223	Conventional	NS Offshore							
224	Conventional	NS Offshore							
225	Conventional	NS Offshore							

Column	A	B	C	D	E	F	G	H	I
Line #	Supply Type	Geographic Location	Time	Cnt	Supply Point 1	Price Point 1	Supply Point 2	Price Point 2	Elasticity
226	Conventional	NS Offshore							
227	Conventional	NS Offshore							
228	Conventional	NS Offshore							
229	Conventional	NS Offshore							
230	Conventional	NS Offshore							
231	Conventional	NS Offshore							
232	Conventional	NS Offshore							
233	Conventional	NS Offshore							
234	Conventional	NS Offshore							
235	Conventional	NS Offshore							
236	Conventional	NS Offshore							
237	Conventional	NS Offshore							
238	Conventional	NS Offshore							
239	Conventional	NS Offshore							
240	Conventional	NS Offshore							
241	Conventional	NS Offshore							
242	Conventional	NS Offshore							
243	Conventional	NS Offshore							
244	Conventional	NS Offshore							
245	Conventional	NS Offshore							
246	Conventional	NS Offshore							
247	Conventional	NS Offshore							
248	Conventional	NS Offshore							
249	Conventional	NS Offshore							
250	Conventional	NS Offshore							
251	Conventional	NS Offshore							
252	Conventional	NS Offshore							
253	Conventional	NS Offshore							
254	Conventional	NS Offshore							
255	Conventional	NS Offshore							
256	Conventional	NS Offshore							
257	Conventional	NS Offshore							
258	Conventional	NS Offshore							
259	Conventional	NS Offshore							
260	Conventional	NS Offshore							
261	Conventional	NS Offshore							
262	Conventional	NS Offshore							
263	Conventional	NS Offshore							

Column	A	B	C	D	E	F	G	H	I
Line #	Supply Type	Geographic Location	Time	Cnt	Supply Point 1	Price Point 1	Supply Point 2	Price Point 2	Elasticity
264	Conventional	NS Offshore							
265	Conventional	NS Offshore							
266	Conventional	NS Offshore							
267	Conventional	NS Offshore							
268	Conventional	NS Offshore							
269	Conventional	NS Offshore							
270	Conventional	NS Offshore							
271	Conventional	NS Offshore							
272	Conventional	NS Offshore							
273	Conventional	NS Offshore							
274	Conventional	NS Offshore							
275	Conventional	NS Offshore							
276	Conventional	NS Offshore							
277	Conventional	NS Offshore							
278	Conventional	NS Offshore							
279	Conventional	NS Offshore							
280	Conventional	NS Offshore							
281	Conventional	NS Offshore							
282	Conventional	NS Offshore							
283	Conventional	NS Offshore							
284	Conventional	NS Offshore							
285	Conventional	NS Offshore							
286	Conventional	NS Offshore							
287	Conventional	NS Offshore							
288	Conventional	NS Offshore							
289	Conventional	NS Offshore							
290	Conventional	NS Offshore							
291	Conventional	NS Offshore							
292	Conventional	NS Offshore							
293	Conventional	NS Offshore							
294	Conventional	NS Offshore							
295	Conventional	NS Offshore							
296	Conventional	NS Offshore							
297	Conventional	NS Offshore							
298	Conventional	NS Offshore							
299	Conventional	NS Offshore							
300	Conventional	NS Offshore							
301	Conventional	NS Offshore							

Column	A	B	C	D	E	F	G	H	I
Line #	Supply Type	Geographic Location	Time	Cnt	Supply Point 1	Price Point 1	Supply Point 2	Price Point 2	Elasticity
302	Conventional	NS Offshore							
303	Conventional	NS Offshore							
304	Conventional	NS Offshore							
305	Conventional	NS Offshore							
306	Conventional	NS Offshore							
307	Conventional	NS Offshore							
308	Conventional	NS Offshore							
309	Conventional	NS Offshore							
310	Conventional	NS Offshore							
311	Conventional	NS Offshore							
312	Conventional	NS Offshore							
313	Conventional	NS Offshore							
314	Conventional	NS Offshore							
315	Conventional	NS Offshore							
316	Conventional	NS Offshore							
317	Conventional	NS Offshore							
318	Conventional	NS Offshore							
319	Conventional	NS Offshore							
320	Conventional	NS Offshore							
321	Conventional	NS Offshore							
322	Conventional	NS Offshore							
323	Conventional	NS Offshore							
324	Conventional	NS Offshore							
325	Conventional	NS Offshore							
326	Conventional	NS Offshore							
327	Conventional	NS Offshore							
328	Conventional	NS Offshore							
329	Conventional	NS Offshore							
330	Conventional	NS Offshore							
331	Conventional	NS Offshore							
332	Conventional	NS Offshore							
333	Conventional	NS Offshore							
334	Conventional	NS Offshore							
335	Conventional	NS Offshore							
336	Conventional	NS Offshore							
337	Conventional	NS Offshore							
338	Conventional	NS Offshore							
339	Conventional	NS Offshore							

Column	A	B	C	D	E	F	G	H	I
Line #	Supply Type	Geographic Location	Time	Cnt	Supply Point 1	Price Point 1	Supply Point 2	Price Point 2	Elasticity
340	Conventional	NS Offshore							
341	Conventional	NS Offshore							
342	Conventional	NS Offshore							
343	Conventional	NS Offshore							
344	Conventional	NS Offshore							
345	Conventional	NS Offshore							
346	Conventional	NS Offshore							
347	Conventional	NS Offshore							
348	Conventional	NS Offshore							
349	Conventional	NS Offshore							
350	Conventional	NS Offshore							
351	Conventional	NS Offshore							
352	Conventional	NS Offshore							
353	Conventional	NS Offshore							
354	Conventional	NS Offshore							
355	Conventional	NS Offshore							
356	Conventional	NS Offshore							
357	Conventional	NS Offshore							
358	Conventional	NS Offshore							
359	Conventional	NS Offshore							
360	Conventional	NS Offshore							
361	Conventional	NS Offshore							
362	Conventional	NS Offshore							
363	Conventional	NS Offshore							
364	Conventional	NS Offshore							
365	Conventional	NS Offshore							
366	Conventional	NS Offshore							
367	Conventional	NS Offshore							
368	Conventional	NS Offshore							
369	Conventional	NS Offshore							
370	Conventional	NS Offshore							
371	Conventional	NS Offshore							
372	Conventional	NS Offshore							
373	Conventional	NS Offshore							
374	Conventional	NS Offshore							
375	Conventional	NS Offshore							
376	Conventional	NS Offshore							
377	Conventional	NS Offshore							

Column	A	B	C	D	E	F	G	H	I
Line #	Supply Type	Geographic Location	Time	Cnt	Supply Point 1	Price Point 1	Supply Point 2	Price Point 2	Elasticity
378	Conventional	NS Offshore							
379	Conventional	NS Offshore							
380	Conventional	NS Offshore							
381	Conventional	NS Offshore							
382	Conventional	NS Offshore							
383	Conventional	NS Offshore							
384	Conventional	NS Offshore							
385	Conventional	NS Offshore							
386	Conventional	NS Offshore							
387	Conventional	NS Offshore							
388	Conventional	NS Offshore							
389	Conventional	NS Offshore							
390	Conventional	NS Offshore							
391	Conventional	NS Offshore							
392	Conventional	NS Offshore							
393	Conventional	NS Offshore							
394	Conventional	NS Offshore							
395	Conventional	NS Offshore							
396	Conventional	NS Offshore							
397	Conventional	NS Offshore							
398	Conventional	NS Offshore							
399	Conventional	NS Offshore							
400	Conventional	NS Offshore							
401	Conventional	NS Offshore							
402	Conventional	NS Offshore							
403	Conventional	NS Offshore							
404	Conventional	NS Offshore							
405	Conventional	NS Offshore							
406	Conventional	NS Offshore							
407	Conventional	NS Offshore							
408	Conventional	NS Offshore							
409	Conventional	NS Offshore							
410	Conventional	NS Offshore							
411	Conventional	NS Offshore							
412	Conventional	NS Offshore							
413	Conventional	NS Offshore							
414	Conventional	NS Offshore							
415	Conventional	NS Offshore							

Column	A	B	C	D	E	F	G	H	I
Line #	Supply Type	Geographic Location	Time	Cnt	Supply Point 1	Price Point 1	Supply Point 2	Price Point 2	Elasticity
416	Conventional	NS Offshore							
417	Conventional	NS Offshore							
418	Conventional	NS Offshore							
419	Conventional	NS Offshore							
420	Conventional	NS Offshore							
421	Conventional	NS Offshore							
422	Conventional	NS Offshore							
423	Conventional	NS Offshore							
424	Conventional	NS Offshore							
425	Conventional	NS Offshore							
426	Conventional	NS Offshore							
427	Conventional	NS Offshore							
428	Conventional	NS Offshore							
429	Conventional	NS Offshore							
430	Conventional	NS Offshore							
431	Conventional	NS Offshore							
432	Conventional	NS Offshore							
433	Conventional	NS Offshore							
434	Conventional	NS Offshore							
435	Conventional	NS Offshore							
436	Conventional	NS Offshore							
437	Conventional	NS Offshore							
438	Conventional	NS Offshore							
439	Conventional	NS Offshore							
440	Conventional	NS Offshore							
441	Conventional	NS Offshore							
442	Conventional	NS Offshore							
443	Conventional	NS Offshore							
444	Conventional	NS Offshore							
445	Conventional	NS Offshore							
446	Conventional	NS Offshore							
447	Conventional	NS Offshore							
448	Conventional	NS Offshore							
449	Conventional	NS Offshore							
450	Conventional	NS Offshore							
451	Conventional	NS Offshore							
452	Conventional	NS Offshore							
453	Conventional	NS Offshore							

Column	A	B	C	D	E	F	G	H	I
Line #	Supply Type	Geographic Location	Time	Cnt	Supply Point 1	Price Point 1	Supply Point 2	Price Point 2	Elasticity
454	Conventional	NS Offshore							
455	Conventional	NS Offshore							
456	Conventional	NS Offshore							
457	Conventional	NS Offshore							
458	Conventional	NS Offshore							
459	Conventional	NS Offshore							
460	Conventional	NS Offshore							
461	Conventional	NS Offshore							
462	Conventional	NS Offshore							
463	Conventional	NS Offshore							
464	Conventional	NS Offshore							
465	Conventional	NS Offshore							
466	Conventional	NS Offshore							
467	Conventional	NS Offshore							
468	Conventional	NS Offshore							
469	Conventional	NS Offshore							
470	Conventional	NS Offshore							
471	Conventional	NS Offshore							
472	Conventional	NS Offshore							
473	Conventional	NS Offshore							
474	Conventional	NS Offshore							
475	Conventional	NS Offshore							
476	Conventional	NS Offshore							
477	Conventional	NS Offshore							
478	Conventional	NS Offshore							
479	Conventional	NS Offshore							
480	Conventional	NS Offshore							

Division 4-7 (Supp.)

Request:

Please provide live excel spreadsheets with all inputs and calculations intact that contain the following information as it was used or produced by B&V in its evaluation of the ANE project.

- a) Natural gas demand outputs monthly from GPCM for New England (aggregated or by state), separated by residential/commercial (LDC), industrial, and electric generation sectors for each scenarios and/or sensitivity analyzed by B&V.
- b) Prices assumed at National Balancing Point ("NBP") monthly and the "infra-marginal" prices used in GPCM at Canaport and Everett for each scenarios and/or sensitivity analyzed by B&V.
- c) Residual fuel oil prices (NY Harbor Heating Oil No. 2) monthly, used as an input in the PROMOD and GPCM iterative process for each scenarios and/or sensitivity analyzed by B&V, if one was not used can you briefly describe the process or assumptions relating to fuel switching.
- d) The outputs for the gas pipeline flows monthly into New England on the following pipelines from GPCM (or the closest approximation to each point in the B&V model) for each scenarios and/or sensitivity analyzed by B&V (in MMcf/d).
 - i. Flows from New York to Connecticut on Algonquin Gas Transmission
 - ii. Flows from New York to Massachusetts on the 200 Line of Tennessee Gas Pipeline
 - iii. Flows on the Iroquois Pipeline that are delivered to customers in Connecticut and the net receipts onto Iroquois at the Brookfield interconnect with Algonquin.
 - iv. Flows on the Portland Natural Gas pipeline (imports or exports).
 - v. Flows on the Maritimes and North East Pipeline (imports or exports) net of the Canaport LNG imports.

The Narragansett Electric Company
d/b/a National Grid
RIPUC Docket No. 4627
National Grid's Request for Approval
Of a Gas Capacity Contract and Cost Recovery
Pursuant to R.I. Gen. Laws § 39-31-1 to 9
Responses to Division's Fourth Set of Data Requests
Issued August 30, 2016

Response:

- a) Please see Attachment DIV-4-7(a) for the monthly outputs by sector for the Reference Case, Sensitivity Reference Case A and Sensitivity Reference Case B. The With ANE scenarios generally did not impact the monthly demand outputs.
- b) Black & Veatch did not make any assumptions regarding the projected National Balancing Point (NBP) monthly prices. The inframarginal costs do not exceed \$3.50/MMBtu (2015\$) over the analysis period.
- c) Please see Attachment OER-5-3(a) (Highly Sensitive Confidential Information) for the monthly liquid fuel prices used in the PROMOD analysis. These prices remained constant for all scenarios.
- d) Please see Exhibit AG-4-2 filed by the Company's Massachusetts affiliates in D.P.U. 16-05 for the requested information above. This exhibit was provided in response to Data Request PUC 1-1. The Company will supplement this part of the response with additional information by Friday, September 16, 2016.

Supplemental Response:

- d) Please see Attachment DIV 4-7(b) (Highly Sensitive Confidential Information) for the requested information.

Column	A	B	C	D	E	F
Line #	Time	Algonquin	Tennessee	Iroquois	Portland Natural Gas	Maritimes & Northeast
1	Jan-19					
2	Feb-19					
3	Mar-19					
4	Apr-19					
5	May-19					
6	Jun-19					
7	Jul-19					
8	Aug-19					
9	Sep-19					
10	Oct-19					
11	Nov-19					
12	Dec-19					
13	Jan-20					
14	Feb-20					
15	Mar-20					
16	Apr-20					
17	May-20					
18	Jun-20					
19	Jul-20					
20	Aug-20					
21	Sep-20					
22	Oct-20					
23	Nov-20					
24	Dec-20					
25	Jan-21					
26	Feb-21					
27	Mar-21					
28	Apr-21					
29	May-21					
30	Jun-21					
31	Jul-21					
32	Aug-21					
33	Sep-21					
34	Oct-21					
35	Nov-21					

Column	A	B	C	D	E	F
Line #	Time	Algonquin	Tennessee	Iroquois	Portland Natural Gas	Maritimes & Northeast
36	Dec-21					
37	Jan-22					
38	Feb-22					
39	Mar-22					
40	Apr-22					
41	May-22					
42	Jun-22					
43	Jul-22					
44	Aug-22					
45	Sep-22					
46	Oct-22					
47	Nov-22					
48	Dec-22					
49	Jan-23					
50	Feb-23					
51	Mar-23					
52	Apr-23					
53	May-23					
54	Jun-23					
55	Jul-23					
56	Aug-23					
57	Sep-23					
58	Oct-23					
59	Nov-23					
60	Dec-23					
61	Jan-24					
62	Feb-24					
63	Mar-24					
64	Apr-24					
65	May-24					
66	Jun-24					
67	Jul-24					
68	Aug-24					
69	Sep-24					
70	Oct-24					
71	Nov-24					
72	Dec-24					
73	Jan-25					

Column	A	B	C	D	E	F
Line #	Time	Algonquin	Tennessee	Iroquois	Portland Natural Gas	Maritimes & Northeast
74	Feb-25					
75	Mar-25					
76	Apr-25					
77	May-25					
78	Jun-25					
79	Jul-25					
80	Aug-25					
81	Sep-25					
82	Oct-25					
83	Nov-25					
84	Dec-25					
85	Jan-26					
86	Feb-26					
87	Mar-26					
88	Apr-26					
89	May-26					
90	Jun-26					
91	Jul-26					
92	Aug-26					
93	Sep-26					
94	Oct-26					
95	Nov-26					
96	Dec-26					
97	Jan-27					
98	Feb-27					
99	Mar-27					
100	Apr-27					
101	May-27					
102	Jun-27					
103	Jul-27					
104	Aug-27					
105	Sep-27					
106	Oct-27					
107	Nov-27					
108	Dec-27					
109	Jan-28					
110	Feb-28					
111	Mar-28					

Column	A	B	C	D	E	F
Line #	Time	Algonquin	Tennessee	Iroquois	Portland Natural Gas	Maritimes & Northeast
112	Apr-28					
113	May-28					
114	Jun-28					
115	Jul-28					
116	Aug-28					
117	Sep-28					
118	Oct-28					
119	Nov-28					
120	Dec-28					
121	Jan-29					
122	Feb-29					
123	Mar-29					
124	Apr-29					
125	May-29					
126	Jun-29					
127	Jul-29					
128	Aug-29					
129	Sep-29					
130	Oct-29					
131	Nov-29					
132	Dec-29					
133	Jan-30					
134	Feb-30					
135	Mar-30					
136	Apr-30					
137	May-30					
138	Jun-30					
139	Jul-30					
140	Aug-30					
141	Sep-30					
142	Oct-30					
143	Nov-30					
144	Dec-30					
145	Jan-31					
146	Feb-31					
147	Mar-31					
148	Apr-31					
149	May-31					

Column	A	B	C	D	E	F
Line #	Time	Algonquin	Tennessee	Iroquois	Portland Natural Gas	Maritimes & Northeast
150	Jun-31					
151	Jul-31					
152	Aug-31					
153	Sep-31					
154	Oct-31					
155	Nov-31					
156	Dec-31					
157	Jan-32					
158	Feb-32					
159	Mar-32					
160	Apr-32					
161	May-32					
162	Jun-32					
163	Jul-32					
164	Aug-32					
165	Sep-32					
166	Oct-32					
167	Nov-32					
168	Dec-32					
169	Jan-33					
170	Feb-33					
171	Mar-33					
172	Apr-33					
173	May-33					
174	Jun-33					
175	Jul-33					
176	Aug-33					
177	Sep-33					
178	Oct-33					
179	Nov-33					
180	Dec-33					
181	Jan-34					
182	Feb-34					
183	Mar-34					
184	Apr-34					
185	May-34					
186	Jun-34					
187	Jul-34					

Column	A	B	C	D	E	F
Line #	Time	Algonquin	Tennessee	Iroquois	Portland Natural Gas	Maritimes & Northeast
188	Aug-34					
189	Sep-34					
190	Oct-34					
191	Nov-34					
192	Dec-34					
193	Jan-35					
194	Feb-35					
195	Mar-35					
196	Apr-35					
197	May-35					
198	Jun-35					
199	Jul-35					
200	Aug-35					
201	Sep-35					
202	Oct-35					
203	Nov-35					
204	Dec-35					
205	Jan-36					
206	Feb-36					
207	Mar-36					
208	Apr-36					
209	May-36					
210	Jun-36					
211	Jul-36					
212	Aug-36					
213	Sep-36					
214	Oct-36					
215	Nov-36					
216	Dec-36					
217	Jan-37					
218	Feb-37					
219	Mar-37					
220	Apr-37					
221	May-37					
222	Jun-37					
223	Jul-37					
224	Aug-37					
225	Sep-37					

Column	A	B	C	D	E	F
Line #	Time	Algonquin	Tennessee	Iroquois	Portland Natural Gas	Maritimes & Northeast
226	Oct-37					
227	Nov-37					
228	Dec-37					
229	Jan-38					
230	Feb-38					
231	Mar-38					
232	Apr-38					
233	May-38					
234	Jun-38					
235	Jul-38					
236	Aug-38					
237	Sep-38					
238	Oct-38					
239	Nov-38					
240	Dec-38					

Column	A	B	C	D	E	F
Line #	Time	Algonquin	Tennessee	Iroquois	Portland Natural Gas	Maritimes & Northeast
1	Jan-19					
2	Feb-19					
3	Mar-19					
4	Apr-19					
5	May-19					
6	Jun-19					
7	Jul-19					
8	Aug-19					
9	Sep-19					
10	Oct-19					
11	Nov-19					
12	Dec-19					
13	Jan-20					
14	Feb-20					
15	Mar-20					
16	Apr-20					
17	May-20					
18	Jun-20					
19	Jul-20					
20	Aug-20					
21	Sep-20					
22	Oct-20					
23	Nov-20					
24	Dec-20					
25	Jan-21					
26	Feb-21					
27	Mar-21					
28	Apr-21					
29	May-21					
30	Jun-21					
31	Jul-21					
32	Aug-21					
33	Sep-21					
34	Oct-21					
35	Nov-21					
36	Dec-21					
37	Jan-22					

Column	A	B	C	D	E	F
Line #	Time	Algonquin	Tennessee	Iroquois	Portland Natural Gas	Maritimes & Northeast
38	Feb-22					
39	Mar-22					
40	Apr-22					
41	May-22					
42	Jun-22					
43	Jul-22					
44	Aug-22					
45	Sep-22					
46	Oct-22					
47	Nov-22					
48	Dec-22					
49	Jan-23					
50	Feb-23					
51	Mar-23					
52	Apr-23					
53	May-23					
54	Jun-23					
55	Jul-23					
56	Aug-23					
57	Sep-23					
58	Oct-23					
59	Nov-23					
60	Dec-23					
61	Jan-24					
62	Feb-24					
63	Mar-24					
64	Apr-24					
65	May-24					
66	Jun-24					
67	Jul-24					
68	Aug-24					
69	Sep-24					
70	Oct-24					
71	Nov-24					
72	Dec-24					
73	Jan-25					
74	Feb-25					
75	Mar-25					
76	Apr-25					
77	May-25					

Column	A	B	C	D	E	F
Line #	Time	Algonquin	Tennessee	Iroquois	Portland Natural Gas	Maritimes & Northeast
78	Jun-25					
79	Jul-25					
80	Aug-25					
81	Sep-25					
82	Oct-25					
83	Nov-25					
84	Dec-25					
85	Jan-26					
86	Feb-26					
87	Mar-26					
88	Apr-26					
89	May-26					
90	Jun-26					
91	Jul-26					
92	Aug-26					
93	Sep-26					
94	Oct-26					
95	Nov-26					
96	Dec-26					
97	Jan-27					
98	Feb-27					
99	Mar-27					
100	Apr-27					
101	May-27					
102	Jun-27					
103	Jul-27					
104	Aug-27					
105	Sep-27					
106	Oct-27					
107	Nov-27					
108	Dec-27					
109	Jan-28					
110	Feb-28					
111	Mar-28					
112	Apr-28					
113	May-28					
114	Jun-28					
115	Jul-28					
116	Aug-28					
117	Sep-28					

Column	A	B	C	D	E	F
Line #	Time	Algonquin	Tennessee	Iroquois	Portland Natural Gas	Maritimes & Northeast
118	Oct-28					
119	Nov-28					
120	Dec-28					
121	Jan-29					
122	Feb-29					
123	Mar-29					
124	Apr-29					
125	May-29					
126	Jun-29					
127	Jul-29					
128	Aug-29					
129	Sep-29					
130	Oct-29					
131	Nov-29					
132	Dec-29					
133	Jan-30					
134	Feb-30					
135	Mar-30					
136	Apr-30					
137	May-30					
138	Jun-30					
139	Jul-30					
140	Aug-30					
141	Sep-30					
142	Oct-30					
143	Nov-30					
144	Dec-30					
145	Jan-31					
146	Feb-31					
147	Mar-31					
148	Apr-31					
149	May-31					
150	Jun-31					
151	Jul-31					
152	Aug-31					
153	Sep-31					
154	Oct-31					
155	Nov-31					
156	Dec-31					
157	Jan-32					

Column	A	B	C	D	E	F
Line #	Time	Algonquin	Tennessee	Iroquois	Portland Natural Gas	Maritimes & Northeast
158	Feb-32					
159	Mar-32					
160	Apr-32					
161	May-32					
162	Jun-32					
163	Jul-32					
164	Aug-32					
165	Sep-32					
166	Oct-32					
167	Nov-32					
168	Dec-32					
169	Jan-33					
170	Feb-33					
171	Mar-33					
172	Apr-33					
173	May-33					
174	Jun-33					
175	Jul-33					
176	Aug-33					
177	Sep-33					
178	Oct-33					
179	Nov-33					
180	Dec-33					
181	Jan-34					
182	Feb-34					
183	Mar-34					
184	Apr-34					
185	May-34					
186	Jun-34					
187	Jul-34					
188	Aug-34					
189	Sep-34					
190	Oct-34					
191	Nov-34					
192	Dec-34					
193	Jan-35					
194	Feb-35					
195	Mar-35					
196	Apr-35					
197	May-35					

Column	A	B	C	D	E	F
Line #	Time	Algonquin	Tennessee	Iroquois	Portland Natural Gas	Maritimes & Northeast
198	Jun-35					
199	Jul-35					
200	Aug-35					
201	Sep-35					
202	Oct-35					
203	Nov-35					
204	Dec-35					
205	Jan-36					
206	Feb-36					
207	Mar-36					
208	Apr-36					
209	May-36					
210	Jun-36					
211	Jul-36					
212	Aug-36					
213	Sep-36					
214	Oct-36					
215	Nov-36					
216	Dec-36					
217	Jan-37					
218	Feb-37					
219	Mar-37					
220	Apr-37					
221	May-37					
222	Jun-37					
223	Jul-37					
224	Aug-37					
225	Sep-37					
226	Oct-37					
227	Nov-37					
228	Dec-37					
229	Jan-38					
230	Feb-38					
231	Mar-38					
232	Apr-38					
233	May-38					
234	Jun-38					
235	Jul-38					
236	Aug-38					
237	Sep-38					

Column	A	B	C	D	E	F
Line #	Time	Algonquin	Tennessee	Iroquois	Portland Natural Gas	Maritimes & Northeast
238	Oct-38	[REDACTED]				
239	Nov-38	[REDACTED]				
240	Dec-38	[REDACTED]				

Column	A	B	C	D	E	F
Line #	Time	Algonquin	Tennessee	Iroquois	Portland Natural Gas	Maritimes & Northeast
1	Jan-19					
2	Feb-19					
3	Mar-19					
4	Apr-19					
5	May-19					
6	Jun-19					
7	Jul-19					
8	Aug-19					
9	Sep-19					
10	Oct-19					
11	Nov-19					
12	Dec-19					
13	Jan-20					
14	Feb-20					
15	Mar-20					
16	Apr-20					
17	May-20					
18	Jun-20					
19	Jul-20					
20	Aug-20					
21	Sep-20					
22	Oct-20					
23	Nov-20					
24	Dec-20					
25	Jan-21					
26	Feb-21					
27	Mar-21					
28	Apr-21					
29	May-21					
30	Jun-21					
31	Jul-21					
32	Aug-21					
33	Sep-21					
34	Oct-21					
35	Nov-21					
36	Dec-21					
37	Jan-22					

Column	A	B	C	D	E	F
Line #	Time	Algonquin	Tennessee	Iroquois	Portland Natural Gas	Maritimes & Northeast
38	Feb-22					
39	Mar-22					
40	Apr-22					
41	May-22					
42	Jun-22					
43	Jul-22					
44	Aug-22					
45	Sep-22					
46	Oct-22					
47	Nov-22					
48	Dec-22					
49	Jan-23					
50	Feb-23					
51	Mar-23					
52	Apr-23					
53	May-23					
54	Jun-23					
55	Jul-23					
56	Aug-23					
57	Sep-23					
58	Oct-23					
59	Nov-23					
60	Dec-23					
61	Jan-24					
62	Feb-24					
63	Mar-24					
64	Apr-24					
65	May-24					
66	Jun-24					
67	Jul-24					
68	Aug-24					
69	Sep-24					
70	Oct-24					
71	Nov-24					
72	Dec-24					
73	Jan-25					
74	Feb-25					
75	Mar-25					
76	Apr-25					
77	May-25					

Column	A	B	C	D	E	F
Line #	Time	Algonquin	Tennessee	Iroquois	Portland Natural Gas	Maritimes & Northeast
78	Jun-25					
79	Jul-25					
80	Aug-25					
81	Sep-25					
82	Oct-25					
83	Nov-25					
84	Dec-25					
85	Jan-26					
86	Feb-26					
87	Mar-26					
88	Apr-26					
89	May-26					
90	Jun-26					
91	Jul-26					
92	Aug-26					
93	Sep-26					
94	Oct-26					
95	Nov-26					
96	Dec-26					
97	Jan-27					
98	Feb-27					
99	Mar-27					
100	Apr-27					
101	May-27					
102	Jun-27					
103	Jul-27					
104	Aug-27					
105	Sep-27					
106	Oct-27					
107	Nov-27					
108	Dec-27					
109	Jan-28					
110	Feb-28					
111	Mar-28					
112	Apr-28					
113	May-28					
114	Jun-28					
115	Jul-28					
116	Aug-28					
117	Sep-28					

Column	A	B	C	D	E	F
Line #	Time	Algonquin	Tennessee	Iroquois	Portland Natural Gas	Maritimes & Northeast
118	Oct-28					
119	Nov-28					
120	Dec-28					
121	Jan-29					
122	Feb-29					
123	Mar-29					
124	Apr-29					
125	May-29					
126	Jun-29					
127	Jul-29					
128	Aug-29					
129	Sep-29					
130	Oct-29					
131	Nov-29					
132	Dec-29					
133	Jan-30					
134	Feb-30					
135	Mar-30					
136	Apr-30					
137	May-30					
138	Jun-30					
139	Jul-30					
140	Aug-30					
141	Sep-30					
142	Oct-30					
143	Nov-30					
144	Dec-30					
145	Jan-31					
146	Feb-31					
147	Mar-31					
148	Apr-31					
149	May-31					
150	Jun-31					
151	Jul-31					
152	Aug-31					
153	Sep-31					
154	Oct-31					
155	Nov-31					
156	Dec-31					
157	Jan-32					

Column	A	B	C	D	E	F
Line #	Time	Algonquin	Tennessee	Iroquois	Portland Natural Gas	Maritimes & Northeast
158	Feb-32					
159	Mar-32					
160	Apr-32					
161	May-32					
162	Jun-32					
163	Jul-32					
164	Aug-32					
165	Sep-32					
166	Oct-32					
167	Nov-32					
168	Dec-32					
169	Jan-33					
170	Feb-33					
171	Mar-33					
172	Apr-33					
173	May-33					
174	Jun-33					
175	Jul-33					
176	Aug-33					
177	Sep-33					
178	Oct-33					
179	Nov-33					
180	Dec-33					
181	Jan-34					
182	Feb-34					
183	Mar-34					
184	Apr-34					
185	May-34					
186	Jun-34					
187	Jul-34					
188	Aug-34					
189	Sep-34					
190	Oct-34					
191	Nov-34					
192	Dec-34					
193	Jan-35					
194	Feb-35					
195	Mar-35					
196	Apr-35					
197	May-35					

Column	A	B	C	D	E	F
Line #	Time	Algonquin	Tennessee	Iroquois	Portland Natural Gas	Maritimes & Northeast
198	Jun-35					
199	Jul-35					
200	Aug-35					
201	Sep-35					
202	Oct-35					
203	Nov-35					
204	Dec-35					
205	Jan-36					
206	Feb-36					
207	Mar-36					
208	Apr-36					
209	May-36					
210	Jun-36					
211	Jul-36					
212	Aug-36					
213	Sep-36					
214	Oct-36					
215	Nov-36					
216	Dec-36					
217	Jan-37					
218	Feb-37					
219	Mar-37					
220	Apr-37					
221	May-37					
222	Jun-37					
223	Jul-37					
224	Aug-37					
225	Sep-37					
226	Oct-37					
227	Nov-37					
228	Dec-37					
229	Jan-38					
230	Feb-38					
231	Mar-38					
232	Apr-38					
233	May-38					
234	Jun-38					
235	Jul-38					
236	Aug-38					
237	Sep-38					

Column	A	B	C	D	E	F
Line #	Time	Algonquin	Tennessee	Iroquois	Portland Natural Gas	Maritimes & Northeast
238	Oct-38	[REDACTED]				
239	Nov-38	[REDACTED]				
240	Dec-38	[REDACTED]				

Column	A	B	C	D	E	F
Line #	Time	Algonquin	Tennessee	Iroquois	Portland Natural Gas	Maritimes & Northeast
1	Jan-19					
2	Feb-19					
3	Mar-19					
4	Apr-19					
5	May-19					
6	Jun-19					
7	Jul-19					
8	Aug-19					
9	Sep-19					
10	Oct-19					
11	Nov-19					
12	Dec-19					
13	Jan-20					
14	Feb-20					
15	Mar-20					
16	Apr-20					
17	May-20					
18	Jun-20					
19	Jul-20					
20	Aug-20					
21	Sep-20					
22	Oct-20					
23	Nov-20					
24	Dec-20					
25	Jan-21					
26	Feb-21					
27	Mar-21					
28	Apr-21					
29	May-21					
30	Jun-21					
31	Jul-21					
32	Aug-21					
33	Sep-21					
34	Oct-21					
35	Nov-21					
36	Dec-21					
37	Jan-22					

Column	A	B	C	D	E	F
Line #	Time	Algonquin	Tennessee	Iroquois	Portland Natural Gas	Maritimes & Northeast
38	Feb-22					
39	Mar-22					
40	Apr-22					
41	May-22					
42	Jun-22					
43	Jul-22					
44	Aug-22					
45	Sep-22					
46	Oct-22					
47	Nov-22					
48	Dec-22					
49	Jan-23					
50	Feb-23					
51	Mar-23					
52	Apr-23					
53	May-23					
54	Jun-23					
55	Jul-23					
56	Aug-23					
57	Sep-23					
58	Oct-23					
59	Nov-23					
60	Dec-23					
61	Jan-24					
62	Feb-24					
63	Mar-24					
64	Apr-24					
65	May-24					
66	Jun-24					
67	Jul-24					
68	Aug-24					
69	Sep-24					
70	Oct-24					
71	Nov-24					
72	Dec-24					
73	Jan-25					
74	Feb-25					
75	Mar-25					
76	Apr-25					
77	May-25					

Column	A	B	C	D	E	F
Line #	Time	Algonquin	Tennessee	Iroquois	Portland Natural Gas	Maritimes & Northeast
78	Jun-25					
79	Jul-25					
80	Aug-25					
81	Sep-25					
82	Oct-25					
83	Nov-25					
84	Dec-25					
85	Jan-26					
86	Feb-26					
87	Mar-26					
88	Apr-26					
89	May-26					
90	Jun-26					
91	Jul-26					
92	Aug-26					
93	Sep-26					
94	Oct-26					
95	Nov-26					
96	Dec-26					
97	Jan-27					
98	Feb-27					
99	Mar-27					
100	Apr-27					
101	May-27					
102	Jun-27					
103	Jul-27					
104	Aug-27					
105	Sep-27					
106	Oct-27					
107	Nov-27					
108	Dec-27					
109	Jan-28					
110	Feb-28					
111	Mar-28					
112	Apr-28					
113	May-28					
114	Jun-28					
115	Jul-28					
116	Aug-28					
117	Sep-28					

Column	A	B	C	D	E	F
Line #	Time	Algonquin	Tennessee	Iroquois	Portland Natural Gas	Maritimes & Northeast
118	Oct-28					
119	Nov-28					
120	Dec-28					
121	Jan-29					
122	Feb-29					
123	Mar-29					
124	Apr-29					
125	May-29					
126	Jun-29					
127	Jul-29					
128	Aug-29					
129	Sep-29					
130	Oct-29					
131	Nov-29					
132	Dec-29					
133	Jan-30					
134	Feb-30					
135	Mar-30					
136	Apr-30					
137	May-30					
138	Jun-30					
139	Jul-30					
140	Aug-30					
141	Sep-30					
142	Oct-30					
143	Nov-30					
144	Dec-30					
145	Jan-31					
146	Feb-31					
147	Mar-31					
148	Apr-31					
149	May-31					
150	Jun-31					
151	Jul-31					
152	Aug-31					
153	Sep-31					
154	Oct-31					
155	Nov-31					
156	Dec-31					
157	Jan-32					

Column	A	B	C	D	E	F
Line #	Time	Algonquin	Tennessee	Iroquois	Portland Natural Gas	Maritimes & Northeast
158	Feb-32					
159	Mar-32					
160	Apr-32					
161	May-32					
162	Jun-32					
163	Jul-32					
164	Aug-32					
165	Sep-32					
166	Oct-32					
167	Nov-32					
168	Dec-32					
169	Jan-33					
170	Feb-33					
171	Mar-33					
172	Apr-33					
173	May-33					
174	Jun-33					
175	Jul-33					
176	Aug-33					
177	Sep-33					
178	Oct-33					
179	Nov-33					
180	Dec-33					
181	Jan-34					
182	Feb-34					
183	Mar-34					
184	Apr-34					
185	May-34					
186	Jun-34					
187	Jul-34					
188	Aug-34					
189	Sep-34					
190	Oct-34					
191	Nov-34					
192	Dec-34					
193	Jan-35					
194	Feb-35					
195	Mar-35					
196	Apr-35					
197	May-35					

Column	A	B	C	D	E	F
Line #	Time	Algonquin	Tennessee	Iroquois	Portland Natural Gas	Maritimes & Northeast
198	Jun-35					
199	Jul-35					
200	Aug-35					
201	Sep-35					
202	Oct-35					
203	Nov-35					
204	Dec-35					
205	Jan-36					
206	Feb-36					
207	Mar-36					
208	Apr-36					
209	May-36					
210	Jun-36					
211	Jul-36					
212	Aug-36					
213	Sep-36					
214	Oct-36					
215	Nov-36					
216	Dec-36					
217	Jan-37					
218	Feb-37					
219	Mar-37					
220	Apr-37					
221	May-37					
222	Jun-37					
223	Jul-37					
224	Aug-37					
225	Sep-37					
226	Oct-37					
227	Nov-37					
228	Dec-37					
229	Jan-38					
230	Feb-38					
231	Mar-38					
232	Apr-38					
233	May-38					
234	Jun-38					
235	Jul-38					
236	Aug-38					
237	Sep-38					

Column	A	B	C	D	E	F
Line #	Time	Algonquin	Tennessee	Iroquois	Portland Natural Gas	Maritimes & Northeast
238	Oct-38	[REDACTED]				
239	Nov-38	[REDACTED]				
240	Dec-38	[REDACTED]				

Column	A	B	C	D	E	F
Line #	Time	Algonquin	Tennessee	Iroquois	Portland Natural Gas	Maritimes & Northeast
1	Jan-19					
2	Feb-19					
3	Mar-19					
4	Apr-19					
5	May-19					
6	Jun-19					
7	Jul-19					
8	Aug-19					
9	Sep-19					
10	Oct-19					
11	Nov-19					
12	Dec-19					
13	Jan-20					
14	Feb-20					
15	Mar-20					
16	Apr-20					
17	May-20					
18	Jun-20					
19	Jul-20					
20	Aug-20					
21	Sep-20					
22	Oct-20					
23	Nov-20					
24	Dec-20					
25	Jan-21					
26	Feb-21					
27	Mar-21					
28	Apr-21					
29	May-21					
30	Jun-21					
31	Jul-21					
32	Aug-21					
33	Sep-21					
34	Oct-21					
35	Nov-21					
36	Dec-21					
37	Jan-22					

Column	A	B	C	D	E	F
Line #	Time	Algonquin	Tennessee	Iroquois	Portland Natural Gas	Maritimes & Northeast
38	Feb-22					
39	Mar-22					
40	Apr-22					
41	May-22					
42	Jun-22					
43	Jul-22					
44	Aug-22					
45	Sep-22					
46	Oct-22					
47	Nov-22					
48	Dec-22					
49	Jan-23					
50	Feb-23					
51	Mar-23					
52	Apr-23					
53	May-23					
54	Jun-23					
55	Jul-23					
56	Aug-23					
57	Sep-23					
58	Oct-23					
59	Nov-23					
60	Dec-23					
61	Jan-24					
62	Feb-24					
63	Mar-24					
64	Apr-24					
65	May-24					
66	Jun-24					
67	Jul-24					
68	Aug-24					
69	Sep-24					
70	Oct-24					
71	Nov-24					
72	Dec-24					
73	Jan-25					
74	Feb-25					
75	Mar-25					
76	Apr-25					
77	May-25					

Column	A	B	C	D	E	F
Line #	Time	Algonquin	Tennessee	Iroquois	Portland Natural Gas	Maritimes & Northeast
78	Jun-25					
79	Jul-25					
80	Aug-25					
81	Sep-25					
82	Oct-25					
83	Nov-25					
84	Dec-25					
85	Jan-26					
86	Feb-26					
87	Mar-26					
88	Apr-26					
89	May-26					
90	Jun-26					
91	Jul-26					
92	Aug-26					
93	Sep-26					
94	Oct-26					
95	Nov-26					
96	Dec-26					
97	Jan-27					
98	Feb-27					
99	Mar-27					
100	Apr-27					
101	May-27					
102	Jun-27					
103	Jul-27					
104	Aug-27					
105	Sep-27					
106	Oct-27					
107	Nov-27					
108	Dec-27					
109	Jan-28					
110	Feb-28					
111	Mar-28					
112	Apr-28					
113	May-28					
114	Jun-28					
115	Jul-28					
116	Aug-28					
117	Sep-28					

Column	A	B	C	D	E	F
Line #	Time	Algonquin	Tennessee	Iroquois	Portland Natural Gas	Maritimes & Northeast
118	Oct-28					
119	Nov-28					
120	Dec-28					
121	Jan-29					
122	Feb-29					
123	Mar-29					
124	Apr-29					
125	May-29					
126	Jun-29					
127	Jul-29					
128	Aug-29					
129	Sep-29					
130	Oct-29					
131	Nov-29					
132	Dec-29					
133	Jan-30					
134	Feb-30					
135	Mar-30					
136	Apr-30					
137	May-30					
138	Jun-30					
139	Jul-30					
140	Aug-30					
141	Sep-30					
142	Oct-30					
143	Nov-30					
144	Dec-30					
145	Jan-31					
146	Feb-31					
147	Mar-31					
148	Apr-31					
149	May-31					
150	Jun-31					
151	Jul-31					
152	Aug-31					
153	Sep-31					
154	Oct-31					
155	Nov-31					
156	Dec-31					
157	Jan-32					

Column	A	B	C	D	E	F
Line #	Time	Algonquin	Tennessee	Iroquois	Portland Natural Gas	Maritimes & Northeast
158	Feb-32					
159	Mar-32					
160	Apr-32					
161	May-32					
162	Jun-32					
163	Jul-32					
164	Aug-32					
165	Sep-32					
166	Oct-32					
167	Nov-32					
168	Dec-32					
169	Jan-33					
170	Feb-33					
171	Mar-33					
172	Apr-33					
173	May-33					
174	Jun-33					
175	Jul-33					
176	Aug-33					
177	Sep-33					
178	Oct-33					
179	Nov-33					
180	Dec-33					
181	Jan-34					
182	Feb-34					
183	Mar-34					
184	Apr-34					
185	May-34					
186	Jun-34					
187	Jul-34					
188	Aug-34					
189	Sep-34					
190	Oct-34					
191	Nov-34					
192	Dec-34					
193	Jan-35					
194	Feb-35					
195	Mar-35					
196	Apr-35					
197	May-35					

Column	A	B	C	D	E	F
Line #	Time	Algonquin	Tennessee	Iroquois	Portland Natural Gas	Maritimes & Northeast
198	Jun-35					
199	Jul-35					
200	Aug-35					
201	Sep-35					
202	Oct-35					
203	Nov-35					
204	Dec-35					
205	Jan-36					
206	Feb-36					
207	Mar-36					
208	Apr-36					
209	May-36					
210	Jun-36					
211	Jul-36					
212	Aug-36					
213	Sep-36					
214	Oct-36					
215	Nov-36					
216	Dec-36					
217	Jan-37					
218	Feb-37					
219	Mar-37					
220	Apr-37					
221	May-37					
222	Jun-37					
223	Jul-37					
224	Aug-37					
225	Sep-37					
226	Oct-37					
227	Nov-37					
228	Dec-37					
229	Jan-38					
230	Feb-38					
231	Mar-38					
232	Apr-38					
233	May-38					
234	Jun-38					
235	Jul-38					
236	Aug-38					
237	Sep-38					

Column	A	B	C	D	E	F
Line #	Time	Algonquin	Tennessee	Iroquois	Portland Natural Gas	Maritimes & Northeast
238	Oct-38	[REDACTED]				
239	Nov-38	[REDACTED]				
240	Dec-38	[REDACTED]				

Column	A	B	C	D	E	F
Line #	Time	Algonquin	Tennessee	Iroquois	Portland Natural Gas	Maritimes & Northeast
1	Jan-19					
2	Feb-19					
3	Mar-19					
4	Apr-19					
5	May-19					
6	Jun-19					
7	Jul-19					
8	Aug-19					
9	Sep-19					
10	Oct-19					
11	Nov-19					
12	Dec-19					
13	Jan-20					
14	Feb-20					
15	Mar-20					
16	Apr-20					
17	May-20					
18	Jun-20					
19	Jul-20					
20	Aug-20					
21	Sep-20					
22	Oct-20					
23	Nov-20					
24	Dec-20					
25	Jan-21					
26	Feb-21					
27	Mar-21					
28	Apr-21					
29	May-21					
30	Jun-21					
31	Jul-21					
32	Aug-21					
33	Sep-21					
34	Oct-21					
35	Nov-21					
36	Dec-21					
37	Jan-22					


Column	A	B	C	D	E	F
Line #	Time	Algonquin	Tennessee	Iroquois	Portland Natural Gas	Maritimes & Northeast
38	Feb-22					
39	Mar-22					
40	Apr-22					
41	May-22					
42	Jun-22					
43	Jul-22					
44	Aug-22					
45	Sep-22					
46	Oct-22					
47	Nov-22					
48	Dec-22					
49	Jan-23					
50	Feb-23					
51	Mar-23					
52	Apr-23					
53	May-23					
54	Jun-23					
55	Jul-23					
56	Aug-23					
57	Sep-23					
58	Oct-23					
59	Nov-23					
60	Dec-23					
61	Jan-24					
62	Feb-24					
63	Mar-24					
64	Apr-24					
65	May-24					
66	Jun-24					
67	Jul-24					
68	Aug-24					
69	Sep-24					
70	Oct-24					
71	Nov-24					
72	Dec-24					
73	Jan-25					
74	Feb-25					
75	Mar-25					
76	Apr-25					
77	May-25					

Column	A	B	C	D	E	F
Line #	Time	Algonquin	Tennessee	Iroquois	Portland Natural Gas	Maritimes & Northeast
78	Jun-25					
79	Jul-25					
80	Aug-25					
81	Sep-25					
82	Oct-25					
83	Nov-25					
84	Dec-25					
85	Jan-26					
86	Feb-26					
87	Mar-26					
88	Apr-26					
89	May-26					
90	Jun-26					
91	Jul-26					
92	Aug-26					
93	Sep-26					
94	Oct-26					
95	Nov-26					
96	Dec-26					
97	Jan-27					
98	Feb-27					
99	Mar-27					
100	Apr-27					
101	May-27					
102	Jun-27					
103	Jul-27					
104	Aug-27					
105	Sep-27					
106	Oct-27					
107	Nov-27					
108	Dec-27					
109	Jan-28					
110	Feb-28					
111	Mar-28					
112	Apr-28					
113	May-28					
114	Jun-28					
115	Jul-28					
116	Aug-28					
117	Sep-28					

Column	A	B	C	D	E	F
Line #	Time	Algonquin	Tennessee	Iroquois	Portland Natural Gas	Maritimes & Northeast
118	Oct-28					
119	Nov-28					
120	Dec-28					
121	Jan-29					
122	Feb-29					
123	Mar-29					
124	Apr-29					
125	May-29					
126	Jun-29					
127	Jul-29					
128	Aug-29					
129	Sep-29					
130	Oct-29					
131	Nov-29					
132	Dec-29					
133	Jan-30					
134	Feb-30					
135	Mar-30					
136	Apr-30					
137	May-30					
138	Jun-30					
139	Jul-30					
140	Aug-30					
141	Sep-30					
142	Oct-30					
143	Nov-30					
144	Dec-30					
145	Jan-31					
146	Feb-31					
147	Mar-31					
148	Apr-31					
149	May-31					
150	Jun-31					
151	Jul-31					
152	Aug-31					
153	Sep-31					
154	Oct-31					
155	Nov-31					
156	Dec-31					
157	Jan-32					

Column	A	B	C	D	E	F
Line #	Time	Algonquin	Tennessee	Iroquois	Portland Natural Gas	Maritimes & Northeast
158	Feb-32					
159	Mar-32					
160	Apr-32					
161	May-32					
162	Jun-32					
163	Jul-32					
164	Aug-32					
165	Sep-32					
166	Oct-32					
167	Nov-32					
168	Dec-32					
169	Jan-33					
170	Feb-33					
171	Mar-33					
172	Apr-33					
173	May-33					
174	Jun-33					
175	Jul-33					
176	Aug-33					
177	Sep-33					
178	Oct-33					
179	Nov-33					
180	Dec-33					
181	Jan-34					
182	Feb-34					
183	Mar-34					
184	Apr-34					
185	May-34					
186	Jun-34					
187	Jul-34					
188	Aug-34					
189	Sep-34					
190	Oct-34					
191	Nov-34					
192	Dec-34					
193	Jan-35					
194	Feb-35					
195	Mar-35					
196	Apr-35					
197	May-35					

Column	A	B	C	D	E	F
Line #	Time	Algonquin	Tennessee	Iroquois	Portland Natural Gas	Maritimes & Northeast
198	Jun-35					
199	Jul-35					
200	Aug-35					
201	Sep-35					
202	Oct-35					
203	Nov-35					
204	Dec-35					
205	Jan-36					
206	Feb-36					
207	Mar-36					
208	Apr-36					
209	May-36					
210	Jun-36					
211	Jul-36					
212	Aug-36					
213	Sep-36					
214	Oct-36					
215	Nov-36					
216	Dec-36					
217	Jan-37					
218	Feb-37					
219	Mar-37					
220	Apr-37					
221	May-37					
222	Jun-37					
223	Jul-37					
224	Aug-37					
225	Sep-37					
226	Oct-37					
227	Nov-37					
228	Dec-37					
229	Jan-38					
230	Feb-38					
231	Mar-38					
232	Apr-38					
233	May-38					
234	Jun-38					
235	Jul-38					
236	Aug-38					
237	Sep-38					

Column	A	B	C	D	E	F
Line #	Time	Algonquin	Tennessee	Iroquois	Portland Natural Gas	Maritimes & Northeast
238	Oct-38					
239	Nov-38					
240	Dec-38					

Column	A	B	C	D	E	F
Line #	Time	Algonquin	Tennessee	Iroquois	Portland Natural Gas	Maritimes & Northeast
1	1/1/2019					
2	2/1/2019					
3	12/1/2019					
4	1/1/2020					
5	2/1/2020					
6	12/1/2020					
7	1/1/2021					
8	2/1/2021					
9	12/1/2021					
10	1/1/2022					
11	2/1/2022					
12	12/1/2022					
13	1/1/2023					
14	2/1/2023					
15	12/1/2023					
16	1/1/2024					
17	2/1/2024					
18	12/1/2024					
19	1/1/2025					
20	2/1/2025					
21	12/1/2025					
22	1/1/2026					
23	2/1/2026					
24	12/1/2026					
25	1/1/2027					
26	2/1/2027					
27	12/1/2027					
28	1/1/2028					
29	2/1/2028					
30	12/1/2028					
31	1/1/2029					
32	2/1/2029					
33	12/1/2029					
34	1/1/2030					
35	2/1/2030					

Column	A	B	C	D	E	F
Line #	Time	Algonquin	Tennessee	Iroquois	Portland Natural Gas	Maritimes & Northeast
36	12/1/2030					
37	1/1/2031					
38	2/1/2031					
39	12/1/2031					
40	1/1/2032					
41	2/1/2032					
42	12/1/2032					
43	1/1/2033					
44	2/1/2033					
45	12/1/2033					
46	1/1/2034					
47	2/1/2034					
48	12/1/2034					
49	1/1/2035					
50	2/1/2035					
51	12/1/2035					
52	1/1/2036					
53	2/1/2036					
54	12/1/2036					
55	1/1/2037					
56	2/1/2037					
57	12/1/2037					
58	1/1/2038					
59	2/1/2038					
60	12/1/2038					

Column	A	B	C	D	E	F
Line #	Time	Algonquin	Tennessee	Iroquois	Portland Natural Gas	Maritimes & Northeast
36	12/1/2030					
37	1/1/2031					
38	2/1/2031					
39	12/1/2031					
40	1/1/2032					
41	2/1/2032					
42	12/1/2032					
43	1/1/2033					
44	2/1/2033					
45	12/1/2033					
46	1/1/2034					
47	2/1/2034					
48	12/1/2034					
49	1/1/2035					
50	2/1/2035					
51	12/1/2035					
52	1/1/2036					
53	2/1/2036					
54	12/1/2036					
55	1/1/2037					
56	2/1/2037					
57	12/1/2037					
58	1/1/2038					
59	2/1/2038					
60	12/1/2038					