

**STATE OF RHODE ISLAND AND PROVIDENCE PLANTATIONS
PUBLIC UTILITIES COMMISSION**

**IN RE: SUEZ WATER RHODE ISLAND INC. APPLICATION TO CHANGE RATE
SCHEDULES**

DOCKET NO.

TABLE OF CONTENTS

1. Letter of Transmittal.
 - a) Notice to Commission of Proposed General Rate Schedule Changes (pursuant to State of Rhode Island Public Utilities Commission Rules of Practice and Procedure, Rule 2.3(a)).
 - b) Letters to Municipalities serviced by SUEZ Water Rhode Island Inc. (pursuant to R.I.G.L. § 39-3-12.1).
2. Application/Tariff
3. Item 2.4
 - a) Notice of Proposed General Rate Schedule Changes to Customers (pursuant to State of Rhode Island Public Utilities Commission Rules of Practice and Procedure, Rule 2.4)).
 - b) Notice of Filing Proposed General Rate Changes to be Published in Providence Journal (pursuant to State of Rhode Island Public Utilities Commission Rules of Practice and Procedure, Rule 2.4)).
4. Item 2.5
 - A. Item 2.5(a) – Current and Proposed Rate Schedules.
 - B. Item 2.5(b) – Company’s Direct Case
 - o Testimony: Christopher Jacobs – Company Overview
 - o Testimony: Gary S. Prettyman – DSIC
 - o Testimony: Elda Gil – Revenues, Rate Base, and Revenue Requirement
 - o Testimony: Katherine Arp -- O&M Expenses
 - o Testimony: Paula L. McEvoy – Capital Projects
 - o Testimony: James C. Cagle –Federal and Deferral Income Tax
 - o Testimony: John J. Spanos – Depreciation Study
 - o Testimony: David Fox – Cost of Service Study
 - o Testimony: Harold Walker III – Cost of Capital

Exhibits

- Exhibit 1 – Revenue requirement and Federal Income Taxes
- Exhibit 2 – Revenues
- Exhibit 3 – Operating Expenses
- Exhibit 4 – Rate Base
- Exhibit 5 – Capital Projects
- Exhibit 6 – Depreciation Study
- Exhibit 7 – Cost of Service Study
- Exhibit 8 – Rate of Return

- C. Item 2.5(c) – Annual Report
- D. Item 2.5(d) – Verification of Documents filed with Attorney General's Office
- E. Item 2.5(e) – Index

5. Item 2.6

- A. Item 2.6(a) – Test Year – 12 Months Ended September 30, 2017
- B. Item 2.6(b) – Rate Year – 12 Months Ending September 30, 2019
- C. Item 2.6(c) – Supporting Schedules and Workpapers for adjustments to test year and rate year

6. Item 2.7

- A. Item 2.7 – Attestation of Financial Data

7. Item 2.8

- A. Item 2.8(a) – Rate Base Schedules
- B. Item 2.8(b) – Cost of Service Schedules
- C. Item 2.8(c) – Capitalization and Capital Structure
- D. Item 2.8(d) – Allowance for working capital workpapers
- E. Item 2.8(e) – Intra and Inter State Allocation
- F. Item 2.8(f) – Workpaper supporting plant additions, depreciation rates, depreciation study and depreciation expense
- G. Item 2.8(g) – Inventory Analysis
- H. Item 2.8(h) – Workpapers detailing test year and rate year
- I. Item 2.8(i) – Effect of proposal rate change
- J. Item 2.8(j) – Analysis of revenue and associated expenses pertaining to adjustment clauses
- K. Item 2.8(k) – Federal Income Tax
- L. Item 2.8(l) – Deferred Federal Income Tax
- M. Item 2.8(m) – Treatment of Investment Tax Credit
- N. Item 2.8(n) – Consolidated Tax Return explanation
- O. Item 2.8(o) – Pro Forma Rate year tax expense for Rhode Island Gross Receipt Tax
- P. Item 2.8(p) – Municipal Tax Expense
- Q. Item 2.8(q) – Number of Employees
- R. Item 2.8(r) – Affiliated Transactions
- S. Item 2.8(s) – Balance Sheets, Income Statement, Statement of Changes in retained earnings
- T. Item 2.8(t) – Debt Instruments

- U. Item 2.8(u) – Summary of Rate Case Expenses
 - V. Item 2.8(v) -- Summary of Unaccounted for water
 - W. Item 2.8(w) – Statement of Compliance and Reporting
8. Section 39-3-12.1 – UWRI Operating and Maintenance Policy Statement



January 30, 2018

VIA FEDERAL EXPRESS

Honorable Margaret E. Curran
Chairperson to the Commission
Rhode Island Public Utilities Commission
89 Jefferson Boulevard
Warwick, Rhode Island 02888

Re: SUEZ Water Rhode Island Inc. - General Rate Filing

Dear Chairperson Curran:

On behalf of SUEZ Water Rhode Island Inc. ("SUEZ" or the "Company"), enclosed for filing with the Rhode Island Public Utilities Commission ("Commission") is the Company's Application for a change in water rates pursuant to R.I. Gen. Laws ("R.I.G.L.") §§ 39-3-10 and 39-3-11. The Company's filing includes pre-filed witness testimony, as well as schedules and exhibits in support of revised rates. The Company requests an overall increase in annual revenue of \$1,024,856 or an increase of 21.29% over current rates.

The Company has included all applicable information required by the Commission's Rules of Practice and Procedure and statements conforming to the mandates of R.I.G.L. § 39-3-12.1. Furthermore, pursuant to R.I.G.L. §39-3-12.1, the Company is providing a copy of its rate filing to the following communities: 1) Town of Narragansett; and 2) Town of South Kingstown. The Company proposes that the enclosed proposed tariffs go into effect on March 1, 2018.

SUEZ has also included a copy of the proposed notice to be published in the Providence Journal. We would respectfully ask that your staff immediately review the proposed notice so that it might be published as soon as possible.

The following individuals should receive correspondence and additional information from the Commission related to this filing:

Brian T. FitzGerald, Esq.
Cullen and Dykman LLP
99 Washington Avenue, Suite 2020
Albany, NY 12210
(518) 788-9401
bfitzgerald@cullenanddykman.com

Gary S. Prettyman
SUEZ Water Management & Services Inc.
461 From Road, Suite 400
Paramus, NJ 07652
(201) 784-7083 (office)
(201) 286-2821 (cell)
gary.prettyman@suez-na.com

Honorable Margaret E. Curran
January 30, 2018
Page 2

Should you have any questions about this filing, please contact me.

Respectfully submitted,



Brian T. FitzGerald
Rhode Island Bar ID #6568

Enclosures

cc: Luly Massaro, Commission Clerk (via Federal Express)
Peter F. Kilmartin, Rhode Island Attorney General (via Federal Express)
Christy Hetherington, Office of the Attorney General (via Federal Express)
Honorable Town Council, Town of South Kingstown (via hand delivery)
Honorable Town Council, Town of Narragansett (via hand delivery)
Gary S. Prettyman

BEFORE THE RHODE ISLAND PUBLIC UTILITIES COMMISSION

IN THE MATTER OF THE APPLICATION OF)
SUEZ WATER RHODE ISLAND INC. TO REVISE)
AND INCREASE RATES CHARGED FOR)
WATER SERVICE)

APPLICATION

SUEZ WATER RHODE ISLAND INC. ("Applicant") hereby makes application to the State of Rhode Island and Providence Plantations Public Utilities Commission ("Commission") for authority to increase its rates and charges for water service rendered by it within its service area, pursuant to Rhode Island General Laws ("R.I.G.L.") Section 39-3-11 and in accordance with Section 1.9 of the Commission's Rules of Practice and Procedure, and published in compliance with R.I.G.L. Section 39-3-10. In support thereof, the Applicant respectfully shows as follows, to-wit:

I.

Applicant is a public utility corporation duly organized and existing under the laws of the State of Rhode Island and engaged in providing water service to the public in and about Wakefield, Rhode Island, having its principal office and place of business at 10 High Street South Kingstown, Rhode Island 02879.

II.

Communications in reference to this Application should be addressed to:

Brian T. FitzGerald, Esq.
Cullen and Dykman LLP
99 Washington Avenue
Suite 2020
Albany, NY 12210
(518) 788-9401
bfitzgerald@cullenanddykman.com

and

Gary S. Prettyman
SUEZ Water Management & Services Inc.
461 From Road
Suite 400
Paramus, NJ 07652
(201) 784-7083
(201) 286-2821 (cell)
gary.prettyman@suez-na.com

III.

A copy of Applicant's present schedules of rates for water service is attached hereto as Exhibit A. These rates were issued under the authority of the Commission's Order No. 21593 dated September 2, 2014 in Docket No. 4434, effective May 13, 2014.

IV.

The changes in rates and charges which Applicant seeks authority to make effective by this Application are attached to this Application as Exhibit B. Applicant requests an effective date of March 1, 2018. Applicant alleges that the proposed changes in rates and charges set forth are just and reasonable and that the rate of return expected to be provided to the Applicant thereunder will be 7.82%, which is a fair rate of return on Applicant's investment in property used and useful in rendering water service. The overall increase in annual revenue requested in this case is \$1,024,856 or an increase of 21.29% over current rates.

V.

The revenue realized by Applicant under its rates as presently authorized produces a rate of return of 3.94%, based on a test year ended September 30, 2017, adjusted for known and measurable changes through the rate year ending September 30, 2019. The Company seeks additional revenues to recover increased operating

WHEREFORE, Applicant respectfully requests of the Commission:

1. That the proposed rates become effective March 1, 2018; and
2. Such and other further relief as the Commission may determine proper herein.

DATED this 30th day of January, 2018.

SUEZ WATER RHODE ISLAND INC.

By: 

Brian T. FitzGerald, Esq.
Cullen and Dykman LLP
99 Washington Avenue
Suite 2020
Albany, NY 12210
(518) 788-9401
bfitzgerald@cullenanddykman.com

Rhode Island Bar ID #6568

BEFORE THE RHODE ISLAND PUBLIC UTILITIES COMMISSION

IN THE MATTER OF THE APPLICATION OF)
SUEZ WATER RHODE ISLAND INC. TO REVISE)
AND INCREASE RATES CHARGED FOR)
WATER SERVICE)
_____)

AFFIDAVIT OF SERVICE

STATE OF NEW JERSEY)
) ss.:
COUNTY OF BERGEN)

Gary S. Prettyman, being duly sworn, deposes and says that I am over the age of 18 years and reside in Ocean City, New Jersey.

That on January 30, 2018, I served a true and correct copy of SUEZ Water Rhode Island Inc.'s Application for a change in water rates, and all exhibits and documents attached thereto, in the above-captioned proceeding via Federal Express to the following individuals:

Honorable Margaret E. Curran
Chairperson
Rhode Island Public Utilities Commission
89 Jefferson Boulevard
Warwick, RI 02888

Luly Massaro
Clerk
Rhode Island Public Utilities Commission
89 Jefferson Boulevard
Warwick, RI 0888

Peter F. Kilmartin
Rhode Island Attorney General
Office of the Attorney General
150 South Main Street
Providence, RI 02903

Christy Hetherington
Special Assistant Attorney General
Office of the Attorney General
150 South Main Street
Providence, RI 02903


That on January 30, 2018, I served a true and correct copy of SUEZ Water Rhode Island Inc.'s Application for a change in water rates, and all exhibits and documents attached thereto, in the above-captioned proceeding via hand delivery to the following:

Honorable Town Council
Town of South Kingstown
180 High Street
Wakefield, RI 02879

Honorable Town Council
Town of Narragansett
25 Fifth Avenue
Narragansett, RI 02882

South Kingston Public Library

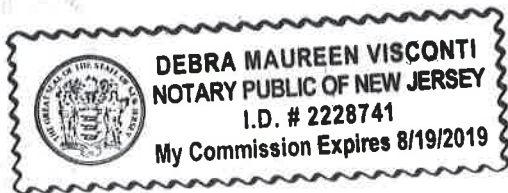
Narragansett Pier Free Library



Gary S. Prettyman

Sworn to before me this
30th day of January, 2018

Debra Maureen Visconti
Notary Public



SUEZ WATER RHODE ISLAND INC.
2018 RATE CASE FILING

**State of Rhode Island Public Utilities Commission
Required Items for General Rate Schedule Filing**

Item 2.4

**Proposed notice to be published
&
Letter to be sent to all customers**

Enclosed

**STATE OF RHODE ISLAND AND PROVIDENCE PLANTATIONS
PUBLIC UTILITIES COMMISSION**

**IN RE: SUEZ WATER RHODE ISLAND, INC.
 APPLICATION TO CHANGE RATE SCHEDULES**

DOCKET NO:

NOTICE OF FILING AND CHANGE IN RATE SCHEDULES

On January 30, 2018, pursuant to Rhode island General Laws §39-3-11 and part II of the Rhode Island Public Utilities Commission's Rules of Practice and Procedure, SUEZ Water Rhode Island, Inc. ("SUEZ Water") hereby gives notice that it has filed with the Rhode Island Public Utilities Commission ("Commission") an application to increase its rates.

The proposed rates are designed to collect additional operating revenue in the amount of \$1,024,856 to support a total cost of service of \$5,838,744. The impact of this request will result in a 21.29% increase in total cost of service. The proposed increase is different for each class of customers. For a typical residential customer, the impact of this request will result in an increase of \$4.88 per month. Please note that while SUEZ Water is requesting this revenue increase, the Commission, after full investigation and hearings, may order a different revenue requirement and rate.

While the new rates are proposed to become effective March 1, 2018, the Commission can suspend the rates up to eight months from the proposed effective date. No rate change will take effect until the Commission has conducted a full investigation and hearing on the proposal. The Commission will publish a notice of the hearing dates when they are scheduled. Ratepayers may comment on the proposed rate increases at that time.

A copy of the application is on file for examination at the SUEZ Water office at 10 High Street, South Kingstown, Rhode Island. A copy of the filing was also provided to the Town of South Kingstown and the Town of Narragansett. A copy was also provided to the Rhode Island Attorney General's Department, Consumer Division. Subscriber billing statements will contain notice of this filing. Some larger subscribers will receive notice in their monthly billing and others in their regular billing.

SUEZ Water Rhode Island, Inc.
10 High Street
South Kingstown, RI 02879

SUEZ WATER RHODE ISLAND INC.
2018 RATE CASE FILING

**State of Rhode Island Public Utilities Commission
Required Items for General Rate Schedule Filing**

Item 2.5 (c) (1)

**(1) 2015-2016 - Annual Reports to Commission (Previously
filed)**

Enclosed

Item 2.5 (c) (2)- (7)

Not Applicable

SUEZ WATER RHODE ISLAND INC.
2018 RATE CASE FILING

**State of Rhode Island Public Utilities Commission
Required Items for General Rate Schedule Filing**

Item 2.5 (d)

Service to State of Rhode Island Attorney General

**A copy of the filing has been sent via Federal Express
to the Attorney General as per Rhode Island PUC Rules.**

SUEZ WATER RHODE ISLAND INC.
2018 RATE CASE FILING

**State of Rhode Island Public Utilities Commission
Required Items for General Rate Schedule Filing**

Item 2.5 (e)

Index

**Responses to information filed pursuant
to Part Two, Section 2.4 through 2.10**

UNITED WATER RHODE ISLAND
RATE FILING INDEX
ITEM 2.5 (e)

| Item No. | Description of Information Filed | |
|----------|---|--|
| 2.4 | Copy of proposed notice of filing to include proposed general rate schedule changes for newspaper circulation and customer billing insert or separate mailing. | Enclosed |
| 2.5 (a) | Current and Proposed Rate Schedules | Enclosed |
| 2.5 (b) | <p>Company's Direct Case</p> <p>Testimony: Christopher Jacobs – Company Overview Testimony: Gary S. Prettyman – DSIC Testimony: Elda Gil – Revenues, Rate Base, Revenue Requirement Testimony: Katherine Arp -- O&M Expenses Testimony: Paula L. McEvoy – Capital Projects Testimony: James C. Cagle – Federal Tax Impact Testimony: John J. Spanos – Depreciation Study Testimony: David Fox – Cost of Service Study Testimony: Harold Walker III – Cost of Capital</p> <p style="text-align: center;"><u>Exhibits</u></p> <p>Exhibit 1 – Revenue requirement and Federal Income Taxes Exhibit 2 – Revenues Exhibit 3 – Operating Expenses Exhibit 4 – Rate Base Exhibit 5 – Capital Projects Exhibit 6 – Depreciation Study Exhibit 7 – Cost of Service Study Exhibit 8 – Rate of Return</p> | |
| 2.5 (c) | <p>(1) Annual Report to Commission if not previously filed. (2) Last two years Federal Energy Regulatory Commission or Federal Communication Annual Report, if not previously filed. (3) Federal Energy Regulatory Commission or Federal Communications audit report (including management letter), written response to report, unresolved issues should be addressed. (4) Last two years SEC Annual 10K reports, any quarterly 10Q reports filed for the period(s) subsequent to the latest 10K report. (5) All prospectus issued in the last two years. (6) Annual Report to stockholders for the last three years. (7) Reconciliation Statement indicating significant differences between filing and reports 2.5(c) 1 through (6) if applicable?</p> | <p>1. Previously Filed 2. Not Applicable 3. Not Applicable 4. Not Applicable 5. Not Applicable 6. Not Applicable 7. Not Applicable</p> |

| | | |
|---------|--|----------------------|
| 2.5 (d) | Verification of Documents filed with Attorney General's Office in concert with Commission filing. | Provided |
| 2.5 (e) | Index Part 2 – Section 2.4 through 2.10. | Provided & Responded |
| 2.6 (a) | Test year – 12 Months Ended September 30, 2017 | Enclosed |
| 2.6 (b) | Rate year – 12 Months Ending September 30, 2019 | Enclosed |
| 2.6 (c) | Supporting Schedules and Workpapers for adjustments to test year and rate year. All adjustments are explained in detail in testimony and normalization adjustments are made where appropriate. | Enclosed |
| 2.7 | Attestation of Financial Data. | Enclosed |
| 2.8 (a) | Rate Base Schedules for the test period and for the proposed rate year. Please refer to Ms. Gil's Testimony & Exhibit 4 | Enclosed |
| 2.8 (b) | Cost of Service schedules for the test year and for the proposed rate year Please refer to Mr. Fox's Testimony & Exhibit 7 | Enclosed |
| 2.8 (c) | 1. Capitalization for the test year 12 months ended September 30, 2017 2. Capitalization for latest date available prior to the filing. December 31, 2017 3. Capital Structure utilized by Company for the determination of new rates. | Enclosed |
| 2.8 (d) | Allowance for working capital workpapers. Please refer to Ms. Gil's Testimony & Exhibit 4 | Enclosed |
| 2.8 (e) | Intra and Inter State Allocation | Enclosed |
| 2.8 (f) | Workpaper supporting plant additions, depreciation rates, depreciation expense Please refer to Ms. Gil's Testimony & Exhibit 4 | Enclosed |
| 2.8 (f) | Workpaper supporting, depreciation study and depreciation rates Please refer to Mr. Spanos Testimony & Exhibit 6 | Enclosed |
| 2.8 (g) | Materials and Supplies Inventory Analysis Please refer to Ms. Gil's Testimony & Exhibit 4 | Enclosed |
| 2.8 (h) | Workpapers detailing test year and rate year, revenue by source, tariff, rate class, etc., | Enclosed |
| 2.8 (i) | For each rate class, effect of proposal rate change, in a comparative billing format for typical usage levels. | Enclosed |
| 2.8 (j) | An analysis of revenue and associated expenses for test year pertaining to adjustment clauses. | None |

| | | |
|-----------------------------|---|---|
| 2.8 (k) | Calculation of test year and rate year Federal Income Tax amounts Please refer to Mr. Cagle's Testimony & Exhibit 4 | Enclosed |
| 2.8 (l) | Calculation of test year and rate year deferred federal income tax. Please refer to Mr. Cagle's Testimony & Exhibit 4 | Enclosed |
| 2.8 (m) | Treatment of Investment Tax Credit. Please refer to Ms. Gil's Testimony & Exhibit 4 | Enclosed |
| 2.8 (n) | Consolidated tax return explanation. | Enclosed |
| 2.8 (o) | Pro Forma Rate year tax expense for Rhode Island Gross Receipt Tax. | Enclosed |
| 2.8 (p) | Municipal tax expense by municipality last 5 years. | Enclosed |
| 2.8 (q) | Number of employees beginning and end of Test year and the Rate year. Amount of overtime hours and dollars for test year, previous test year and Rate year. | Enclosed |
| 2.8 (r) | Beginning and Ending of test year and latest balance for affiliated transaction, and a test year summary of Affiliated Transactions. | Enclosed |
| 2.8 (s) | 1. Balance Sheets as of the end of the test year if different from that provided in annual report 2. Income Statement as of the end of the test year if different from that provided in annual report 3. Statement of Changes in retained earnings for the test year if different from that provided in annual report | Enclosed |
| 2.8 (t) | Disclosed any assets pledged against loans or security on any of its debt instruments. | None |
| 2.8 (u) | Summary of Rate Case Expenses projected to be incurred related to the instant filing. Schedule showing any unamortized amounts from prior rate filings. | Enclosed None |
| 2.8 (v) | Last 5 Years 1. Unaccounted for water. 2. Loss of transmission of electricity or gas. 3. The Utility's own use of water. | 1. Enclosed 2. Not Applicable 3. Enclosed |
| 2.8 (w) | Statement of Compliance and Reporting Required by Prior Commission Order | Enclosed |
| Section 39-3-12.1 Statement | SWRI Operating and Maintenance Policy Statement | Enclosed |

SUEZ WATER RHODE ISLAND INC.
2018 RATE CASE FILING

**State of Rhode Island Public Utilities Commission
Required Items for General Rate Schedule Filing**

Item 2.6

- (a) Test Year – The test year for the filing is established as a 12 month period from October 1, 2016 through September 30, 2017.**
- (b) Rate Year – The rate year for the filing is established as a 12 month period from October 1, 2018 through September 30, 2019.**
- (c) The various normalizing, pro forma accounting charges and inflationary adjustments made are detailed in the testimony & supporting exhibits of the filing.**

Enclosed

SUEZ WATER RHODE ISLAND INC.
2018 RATE CASE FILING

**State of Rhode Island Public Utilities Commission
Required Items for General Rate Schedule Filing**

Item 2.7

Attestation to Financial Data

Enclosed

ATTESTATION OF FINANCIAL DATA

STATE OF New Jersey


COUNTY OF Bergen

The undersigned Alina Rocha, Corporate Controller SUEZ North America Inc. being first duly sworn, states that she has read the foregoing financial statements and attests that all facts and representations presented herein are true to the best of her knowledge and belief; that such data reflects the books of the Company and the results of operations to the best of her knowledge and belief; and that she is aware of no material differences between the books and the test year data or changes in the manner of recording an item on the Company's books during the test year that have not been expressly noted.



Alina Rocha, C.P.A., C.G.M.A
Corporate Controller
SUEZ North America, Inc.

Sworn to and subscribed to in Bergen County, New Jersey, before me, a notary public, in and for said county and state, this 25th day of January, 2018.



Notary Public
My Commission Expires:

DERRY A MCERLEAN
Notary Public - State of New Jersey
My Commission Expires Sep 22, 2022

SUEZ WATER RHODE ISLAND

Comparative Statement of Income for the 12 Months Ending September 30, 2016, and 2017

| Line # | PSC Account No. | Description | 2016 | 2017 |
|--------|-----------------|---|----------------------------|----------------------------|
| 1 | | Utility Operating Income | | |
| 2 | 400.0 | Operating Revenues | \$ 5,155,651 | \$ 4,705,752 |
| | | Operating Expenses | | |
| 3 | 401.0 | Operating Expenses | 1,942,677 | 1,863,030 |
| 4 | 402.0 | Maintenance Expense | 116,700 | 212,430 |
| 5 | 403.0 | Depreciation Expense | 620,844 | 636,361 |
| 6 | 404.0 | Amort. Limited Term Water Plant | - | - |
| 7 | 408.1 | Taxes Other than Income Taxes | 454,695 | 476,218 |
| 8 | 409.1 | Income Taxes - Federal | 321,895 | 53,187 |
| 9 | | Income Taxes - Other | - | - |
| 10 | 410.1 | Provision for Deferred Income Taxes | 229,120 | 323,640 |
| 11 | 411.4 | Investment Tax Adjustment (Adj) | (4,668) | (4,668) |
| 12 | | Total Utility Operating Expenses (Total Lines 3-11) | <u>\$ 3,681,262</u> | <u>\$ 3,560,199</u> |
| 13 | | Total Utility Operating Income (Line 2 Less Line 12) | <u>\$ 1,474,389</u> | <u>\$ 1,145,553</u> |
| | | Other Income | | |
| 14 | 419.0 | Interest and Dividend Income | - | - |
| 15 | 419.1 | Allowance for Funds Used During Construction | - | (1,207) |
| 16 | 421.0 | Miscellaneous Non Operating Income | (52,297) | (44,350) |
| 17 | | Total Other Income (Total Lines 14-16) | <u>\$ (52,297)</u> | <u>\$ (45,557)</u> |
| 18 | 425.0 | Miscellaneous Amortization | - | - |
| 19 | 426.0 | Miscellaneous Income Deductions | 31,525 | 43,592 |
| 20 | | Total Other Income Deductions (Lines 18-19) | <u>\$ 31,525</u> | <u>\$ 43,592</u> |
| 21 | | Net Other Income and Deductions (Line 17+Line 20) | <u>\$ (20,772)</u> | <u>\$ (1,964)</u> |
| 22 | 427.0 | Interest on Long Tern Debt | - | - |
| 23 | 428.0-429.0 | Amortization deductions (net) | - | - |
| 24 | 430.0 | Interest on Debt to Associated Companies | 470,213 | 444,534 |
| 25 | 431.0 | Other Interest Expense | 31 | - |
| 26 | | Net Interest Charges (Total Of Lines 22-24) | <u>\$ 470,244</u> | <u>\$ 444,534</u> |
| 27 | | Income Before Extraordinary Items | <u>\$ 1,024,916</u> | <u>\$ 702,984</u> |
| 28 | 434.0 | Extraordinary Deductions | - | - |
| 29 | | Net Income | <u>\$ 1,024,916</u> | <u>\$ 702,984</u> |

SUEZ WATER RHODE ISLAND
COMPARATIVE BALANCE SHEETS AS OF September 30, 2016 and 2017

| Line # | Title of Account | 2016 | 2017 |
|---|---|-----------------------------|-----------------------------|
| Utility Plant | | | |
| 1 | Water Plant (101-107, 114, 116, 117, 118.1, 118.2) | \$ 30,278,611 | \$ 31,660,437 |
| 2 | (Less Accumulated Provision for Depre., Amort..Dept) | (7,597,001) | (8,094,223) |
| 3 | Net Utility Plant | <u>\$ 22,681,610</u> | <u>\$ 23,566,214</u> |
| Current and Accrued Assets | | | |
| 4 | Cash (131) | 2,000 | 2,000 |
| 5 | Other Special Deposits (134) | - | - |
| 6 | Working Fund (135) | 2,250 | 198 |
| 7 | Customer Accounts Receivable (142) | 321,717 | 214,748 |
| 8 | Other Accounts Receivable (143) | 2,835 | 5,154 |
| 9 | Less Accum Prov for Uncollectibles Customer Accounts(144) | - | - |
| 10 | Accounts Rec from Associated Companies (146) | 539,698 | (341,860) |
| 11 | Materials & Supplies (150) | 171,308 | 200,871 |
| 12 | Prepayments (165) | - | - |
| 13 | Accrued Utility Revenues (173) | 986,763 | 824,469 |
| 14 | Total Current and Accrued Assets (Lines 4-13) | <u>\$ 2,026,571</u> | <u>\$ 905,580</u> |
| Deferred Debits | | | |
| 15 | Unamortized Debt Expense (181) | - | - |
| 16 | Preliminary Survey and Investigation (183) | 104,067 | 6,811 |
| 17 | Clearing Accounts (184) | - | 456 |
| 18 | Miscellaneous Deferred Debits (186) | 911,965 | 1,177,102 |
| 19 | Accumulated Deferred Income Taxes (190) | - | - |
| 20 | Total Deferred Debits (Lines 15-19) | <u>\$ 1,016,032</u> | <u>\$ 1,184,369</u> |
| 21 | Total Assets and Other Debits (Lines 3,14, And 20) | <u><u>\$ 25,724,213</u></u> | <u><u>\$ 25,656,163</u></u> |
| Proprietary Capital | | | |
| 22 | Common Stock Issued (201) | 500,000 | 500,000 |
| 23 | Premium for Capital Stock (207) | - | - |
| 24 | Other Paid in Capital (208-211) | 10,943,514 | 11,169,280 |
| 25 | Retained Earnings (215,216) | 5,819,757 | 5,699,169 |
| 26 | Total Proprietary Capital (Total Lines 22-25) | <u>\$ 17,263,271</u> | <u>\$ 17,368,449</u> |
| Long Term Debt | | | |
| 27 | Other Long Term Debt (224) | - | - |
| 28 | Total Long Term Debt | <u>\$ -</u> | <u>\$ -</u> |
| Operating Reserves | | | |
| 29 | Injuries and Damages Reserve (262) | - | - |
| 30 | Pension and Benefit Reserve (263) | 1,351,716 | 1,263,744 |
| 31 | Total Operating Reserves (Total Lines 29-30) | <u>\$ 1,351,716</u> | <u>\$ 1,263,744</u> |
| Current and Accrued Liabilities | | | |
| 32 | Notes Payable (231) | - | - |
| 33 | Accounts Payable (232) | 63,512 | 71,324 |
| 34 | Customer Deposits (235) | - | - |
| 35 | Taxes Accrued (236) | 987,122 | 611,232 |
| 36 | Interest Accrued (237) | - | - |
| 37 | Tax Collections Payable (241) | - | - |
| 38 | Miscellaneous Current and Accrued Liabilities (242) | 252,398 | 211,249 |
| 39 | Total Current and Accrued Liabilities (Lines 32-38) | <u>\$ 1,303,032</u> | <u>\$ 893,804</u> |
| Deferred Credits | | | |
| 40 | Customer Advances for Construction (252) | - | - |
| 41 | Other Deferred Credits (253) | 42,343 | 39,835 |
| 42 | Accumulated Deferred Investment Tax Credits (255) | - | - |
| 43 | Accumulated Deferred Income Taxes (281-283) | 2,413,275 | 2,734,755 |
| 44 | Total Deferred Credits (Total Lines 40-43) | <u>\$ 2,455,618</u> | <u>\$ 2,774,590</u> |
| Contributions in Aid of Construction | | | |
| 45 | Contributions in Aid of Construction (271) | 3,350,575 | 3,355,575 |
| 46 | Total Contribution on Aid of Construction | <u>\$ 3,350,575</u> | <u>\$ 3,355,575</u> |
| 47 | Total Liabilities And Other Credits (Line 26, 28, 31, 39, 44 and 46) | <u><u>\$ 25,724,213</u></u> | <u><u>\$ 25,656,163</u></u> |

SUEZ Water Rhode Island
Comparative Statement of Retained Earnings
For the 12 Months Ending September 30, 2016 and 2017

| Line No | Description | 2016 | 2017 |
|----------------|---|---------------------|---------------------|
| 1 | Balance at Beginning of Period | \$ 6,428,701 | \$ 5,819,757 |
| Add | | | |
| 2 | Net Income for the Period | 1,024,916 | 702,984 |
| 3 | Adjustments for the Period | | |
| Deduct | | | |
| 4 | Declaration of Preferred Stock Dividends | | |
| 5 | Declaration of Common Stock Dividends | (1,633,860) | (823,572) |
| 6 | Adjustments to Retained Earnings | | |
| 7 | Adjustments for Prior Years Pension Liabilities | | |
| 8 | Balance at End of Period | <u>\$ 5,819,757</u> | <u>\$ 5,699,169</u> |

SUEZ WATER RHODE ISLAND INC.
2018 RATE CASE FILING

**State of Rhode Island Public Utilities Commission
Required Items for General Rate Schedule Filing**

Item 2.8 (a)

Rate Base Schedules for Test Year and for Rate Year

Please refer to Ms. Gil's Testimony & Exhibit 4

SUEZ WATER RHODE ISLAND INC.
2018 RATE CASE FILING

**State of Rhode Island Public Utilities Commission
Required Items for General Rate Schedule Filing**

Item 2.8 (b)

Cost of Service Schedule for the Test Year and Proposed Rate Year

Please refer to Mr. Fox's Testimony & Exhibit 7

SUEZ WATER RHODE ISLAND INC.
2018 RATE CASE FILING

**State of Rhode Island Public Utilities Commission
Required Items for General Rate Schedule Filing**

Item 2.8 (c)

- (1) Capitalization of the utility for the Test Year
– 12 months ended September 30, 2017**
- (2) Capitalization of the utility for the period**
- (3) The capital structure utilized by the
Company for the determination of new rates**

Enclosed

SUEZ Water Resources
Consolidated Capital Structure
9/30/2017

| Item | Amount | Percentage |
|----------------|-------------------------|----------------|
| Long-term Debt | \$ 860,027,446 | 44.12% |
| Common Equity | 1,089,151,043 | 55.88% |
| Total | \$ 1,949,178,489 | 100.00% |

SUEZ Water Resources
Consolidated Capital Structure
12/31/2017

| Item | Amount | Percentage |
|----------------|-------------------------|----------------|
| Long-term Debt | \$ 943,645,843 | 45.81% |
| Common Equity | 1,116,396,205 | 54.19% |
| Total | \$ 2,060,042,048 | 100.00% |

SUEZ Water Resources
Consolidated Capital Structure
Pro Forma 9/30/2019

| Item | Amount | Percentage |
|----------------|-------------------------|----------------|
| Long-term Debt | \$ 943,645,843 | 45.81% |
| Common Equity | 1,116,396,205 | 54.19% |
| Total | \$ 2,060,042,048 | 100.00% |

SUEZ WATER RHODE ISLAND INC.
2018 RATE CASE FILING

**State of Rhode Island Public Utilities Commission
Required Items for General Rate Schedule Filing**

Item 2.8 (d)

Allowance for Working Capital

Please refer to Ms. Gil Testimony & Exhibit 4

SUEZ WATER RHODE ISLAND INC.
2018 RATE CASE FILING

**State of Rhode Island Public Utilities Commission
Required Items for General Rate Schedule Filing**

Item 2.8 (e)

Intra & Inter State Allocations

Copies of UWM&S and Sector Agreements are Enclosed.

**AGREEMENT
BETWEEN
SUEZ WATER MANAGEMENT & SERVICES
INC.
AND
SUEZ WATER RHODE ISLAND INC.**

AGREEMENT

The Agreement dated July 21, 2016, between SUEZ Water Management and Services, Inc., a New Jersey corporation (hereinafter the "Service Company"), with offices at 461 From Road, Paramus, NJ 07652, and SUEZ Water Rhode Island Inc., a Rhode Island corporation (hereinafter "Client Company"), with offices at 17 Arnold St. Wakefield, RI 02879.

WITNESSETH

WHEREAS, the Service Company was organized as a wholly-owned subsidiary service company of SUEZ Water Inc. ("SWI") which is in turn a wholly-owned subsidiary of Suez North America ("SNA"); and

WHEREAS, Client Company is a utility operating company subsidiary of SNA and an associate of Service Company; and

WHEREAS, Service Company and Client Company have entered into this Service Agreement whereby Service Company agrees to provide and Client Company agrees to accept and pay for various services as provided herein at the lower of cost (including a reasonable return on common assets) or market, with cost determined in a manner which requires Service Company to fairly and equitably allocate costs among all associate companies to which it renders services (collectively, the "Client Companies"), including Client Company.

NOW THEREFORE, in consideration of the promises and the mutual agreements herein contained, the parties to this Service Agreement covenant and agree as follows:

ARTICLE I.

Service Company shall furnish to Client Company, and Client Company shall utilize, all the following services upon the terms and conditions hereinafter set forth.

- A. **EXECUTIVE SERVICES:** Service Company shall provide executive management and support to the enterprise.
- B. **FINANCIAL PLANNING:** Service Company will provide direction and assistance in the development of long and short-range business unit and departmental financial business plans, budgets, and forecasts; and develop and provide assistance related to variance analyses and projections.
- C. **ACCOUNTING AND TAX:** Service Company will manage the monthly closing process including account reconciliations and journal entry preparation; manage the accounting for fixed assets; develop and maintain accounting policies and procedures; prepare and file external financial reports; provide tax planning and compliance services; and prepare and report consolidated financial statements.

- D. **TREASURY:** Service Company will coordinate financial arrangements with financial community to arrange and provide for furnishing of Client Company's entire capital needs from other than internally generated sources.

Service Company shall assist utility Company in cash management, collection policies, and development of temporary investment programs.

- E. **INTERNAL AUDIT:** Service Company will provide independent, objective assurance and control advisory services; perform audits; and manage and administer the corporate ethics compliance programs.
- F. **INFORMATION TECHNOLOGY:** Service Company shall operate and maintain data center infrastructure and applications; provide technical support; design, develop, test and implement new information technologies; manage net security; and manage telecommunications equipment, service and usage expenses.

- G. **LEGAL:** Service Company handles all matters related to general litigation involving the corporation; manage legal services for commercial and contract law matters including real estate and land use permits; perform legal services for matters involving environmental law; provide legal advice, representation and counseling in matters arising under federal and state water regulatory laws; and, provide risk management services including management of the insurance and surety bond programs.

- H. **ENGINEERING AND TECHNICAL SERVICES:** Service Company shall advise and provide engineering services to assist Client Company in planning, operating, maintenance and construction functions.

Service Company shall assist Client Company in its operations by conducting distribution and collection system surveys and hydraulic analyses, reviewing procedures for water quality control and wastewater treatment, and preparing or reviewing maps, charts, operating statistics, reports and other pertinent data.

Service Company shall assist Client Company in the proper maintenance and protection of its properties by periodic inspection of its structures, tanks, reservoirs, wells, wastewater collection and treatment facilities, and electrical and mechanical equipment.

Such engineering services shall also include the conduct of field investigations as necessary to obtain engineering information and, when required, the preparation of studies, reports, designs and drawings, cost estimates, specifications, and contracts for the construction of additions to or improvements of utility Company's sources of supply, treatment plant, pumping stations, distribution or collection system, and such other facilities as Client Company may request.

- I. **PROCUREMENT:** Service Company shall manage procurement planning and scheduling, including the creation of RFPs, RFQs, and RFIs, and manage the bidding process.
- J. **CORPORATE COMMUNICATIONS:** Service Company shall recommend procedures to promote satisfactory customer and public relations. It shall furnish

informational material, including advertising copy, layouts, and scripts. It shall assist in the preparation of news and customer information releases, and in arrangements for public inspections, displays and other related services.

- K. **INTERNET SERVICES:** Service Company shall develop and manage the Client Company's website and social media communications.
- L. **HUMAN RESOURCES:** Service Company shall assist Client Company in the procurement of qualified personnel; manage the compensation program; provide labor relations services including contract negotiations and grievance management; identify, develop and deliver training programs to enhance the skills and capabilities of the workforce; manage and administer all short and long-term disability and FMLA programs; and advise on federal and state regulations affecting personnel.

It shall recommend and administer group insurance and pension plans for the benefit of Client Company. It shall also assist in the establishment of accident prevention and other programs relating to employee health and welfare.

- M. **REGULATORY BUSINESS:** Service Company will advise and assist in the preparation of rate schedules for Client Company's service; will prepare, or assist in preparing, the material and exhibits required for Client Company's rate cases and render advice with respect to the procedure therein; and will, at the request of Client Company, arrange for the employment of such witnesses as may be required.
- N. **REVENUE MANAGEMENT:** Service Company shall manage non-revenue water issues and automatic meter deployment.
- O. **FACILITIES:** Service Company shall manage corporate and shared services facilities as well as certain other more centrally located facilities; and support facility remodeling and renovation efforts.
- P. **BUSINESS DEVELOPMENT:** Service Company shall manage Client Company's strategic planning process, and assist in developing and growing Client Company's business.
- Q. **ENVIRONMENTAL HEALTH AND SAFETY:** Service Company shall provide general oversight and program management.
- R. **CUSTOMER CARE:** Service Company shall provide guidance, training, control and management reporting for the all customer care processes.
- S. **GENERAL:** Service Company shall keep abreast of economic, regulatory, governmental and operational developments and conditions that may affect Client Company and shall advise Client Company thereof to the extent that they may be important to Client Company.
- T. **SPECIAL SERVICES:** Service Company shall also provide Client Company with such special services, so long as such special services do not materially add to those services described in this Article, as may be requested by Client Company

and that Service Company concludes it is able to perform. In supplying such services, Service Company may arrange, where it deems appropriate, for the services of such experts, consultants, advisers, and other persons with necessary qualifications as are required for or pertinent to the provision of such services.

Service Company shall use its best efforts to maintain a staff trained and experienced in the services described in this Article.

ARTICLE II.

In consideration for the services to be rendered by Service Company as hereinabove provided, Client Company agrees to pay to Service Company all costs that reasonably can be identified and related to particular services performed by Service Company for or on its behalf based on the principles and practices described in the Cost Allocation Manual, a copy of which is attached to this Agreement as **Appendix A**. In the event of a conflict between this Agreement and the Cost Allocation Manual, this Agreement shall control.

Notwithstanding anything to the contrary in in this Agreement or the Cost Allocation Manual, Client Company shall pay Service Company the lower of cost or market for a particular service.

It is the intent of this Service Agreement that charges for services shall be distributed among Client Companies, to the extent practicable, based upon direct assignment. The amounts remaining after direct assignment shall be allocated among the Client Companies using the methods identified below and in the Cost Allocation Manual. The extent of service rendered by Service Company personnel for Client Company or in common with other Client Companies shall be based on the principles and practices described below using a full-cost methodology.

The Service Company will allocate the full cost to provide the services described above to the Client Companies benefiting from the services provided based on the following three step approach.

Direct charge: For those departments performing work related to specific construction projects, costs shall be directly charged to the appropriate capital project. Engineering and Information Technology are the departments to which this most generally applies. In addition, certain other costs which are incurred specifically for the benefit of a specific affiliate should be charged directly to that affiliate. Examples include certain legal fees and bank fees.

Segment specific allocation: To the extent practicable, Service Company shall align functions with the business segments to whom services are provided. For functions supporting the regulated utility business segment, costs shall be allocated to the individual regulated utility affiliates using the three factor formula described below.

Services benefiting all affiliates: For services provided which benefit all business segments, costs shall be allocated based on a three factor formula.¹

The three factor formula used to allocate costs which are not direct charged is based on the Massachusetts Formula. The Massachusetts Formula consists of Plant, Revenues, and Labor. The specific components of a Modified Massachusetts Formula used by the Service Company is based on the nature of the Client Company's business model, and is designed to best reflect the underlying cost drivers associated with the circumstances and business model of SNA.

The Company will utilize the following factors, equally weighted:

- *Gross Revenue;*
- *Total Assets, excluding investments in subsidiaries; and,*
- *Payroll.*

See the Cost Allocation Manual for a more detailed description of the Company's cost allocation principles and practices

The method of assignment or allocation of cost shall be subject to review by the Service Company annually, or more frequently if appropriate. Such method of assignment or allocation of costs may be modified or changed by the Service Company without the necessity of an amendment to this Service Agreement; provided that, in each instance, all services rendered hereunder shall be at actual cost thereof, fairly and equitably assigned or allocated, all in accordance with the requirements of the Act and any orders promulgated thereunder. The Service Company shall review with the Client Company any proposed material change in the method of assignment or allocation of costs hereunder and the parties must agree to any such changes before they are implemented.

It is the intent of this Service Agreement that the payment for services rendered by Service Company to Client Company under this Service Agreement shall cover all the costs of its doing business including, but not limited to, salaries and wages, office supplies and expenses, outside services employed, property insurance, injuries and damages, employee pensions and benefits, miscellaneous general expenses, rents, maintenance of structures and equipment, depreciation and amortization, and compensation for use of capital as permitted by applicable laws and regulations.

Service Company and Client Company agree that the amount of compensation to be paid by Client Company hereunder is subject to the review and determination of the Pennsylvania Public Utility Commission.

ARTICLE III.

This Service Agreement shall become effective as of the date first written above, subject only to the receipt of any required regulatory approval from the Rhode Island Public Utilities Commission, and shall continue in force until terminated by Service Company or Client

¹ The first step in the process is to capitalize a portion of A&G costs associated with the services provided by M&S. These procedures refer to the allocation of the net remaining balances. Amounts subject to capitalization are distributed to affiliates each month based on the proportion of direct capital expenditures.

Company, upon not less than 90 days prior written notice to the other party; provided, however, that this Agreement shall terminate as of the date Client Company or Service Company ceases to be an affiliate of SNA. This Service Agreement shall also be subject to termination or modification at any time, without notice, if and to the extent performance under this Service Agreement may conflict with statute or with any rule, regulation or order of the Rhode Island Public Utilities Commission over Client Company adopted before or after the date of this Service Agreement.

ARTICLE IV.

As soon as practicable after the last day of each month, Service Company shall report to Client Company all amounts due from Client Company for services and expenses for such month, computed pursuant to Article II. Such reporting shall be in sufficient detail to show separately the charge for each service rendered. All amounts so reported shall be cleared through intercompany charges.

It is understood by Client Company that Service Company has entered or may enter into similar agreements with other Client Companies that are affiliated with SNA, including new direct or indirect subsidiaries, to which similar services are to be furnished. Service Company will not enter into agreements to perform similar services for other companies on terms more favorable than those provided herein.


Service Company agrees to keep its books and records available for inspection by representatives of Client Company and by regulatory bodies having jurisdiction over Client Company with respect to information pertaining to services rendered hereunder.

Service Company shall at any time, upon request of Client Company, furnish any and all information required by Client Company with respect to the services rendered by Service Company hereunder, the cost thereof, and the allocation of such cost among Client Companies.


IN WITNESS WHEREOF, SERVICE COMPANY and CLIENT COMPANY have caused these presents to be signed in their respective corporate names by their respective Presidents or Vice Presidents and impressed with their respective corporate seals attested by their respective Secretaries or Assistant Secretaries, all as of the day and year first above written.

ATTEST:

SUEZ WATER MANAGEMENT &
SERVICES INC.




John T. Dillon
Assistant Secretary

By 

David Stanton
Sr. Vice President – Regulated Business

ATTEST:

SUEZ WATER RHODE ISLAND INC.



John T. Dillon
Secretary

By 

Christopher J. Graziano
Vice President and General Manager

United Water



United Water Management & Services
200 Old Hook Road
Harrington Park, NJ 07640-1799
telephone 201 784 9434

January 22, 1998

Ms. Luly Massaro, Secretary
Rhode Island Public Utilities Commission
100 Orange Street
Providence, RI 02903

RE: United Water Rhode Island
Sector Agreement

Dear Ms. Massaro:

United Water New York (UWNY) and United Waterworks (UWW) were recently reorganized based upon the geographical sector concept in which the larger utilities provide certain operational and management support for the smaller utilities in the sector, on an as needed basis.

United Water Rhode Island (UWRI) is a subsidiary of UWW and is located within a sector for which UWNY is the largest company. Therefore, UWW will render services to UWRI as specified in the Sector Agreement entered into between those two companies.

Since this Sector Agreement is an agreement between affiliated interests, pursuant to R.I. Gen. Laws @39-3-28, enclosed for filing is a verified copy of the Sector Agreement.

I have also enclosed a duplicate copy and would appreciate your returning it to me stamped "filed."

Thank you.

Very truly yours,

A handwritten signature in cursive script, appearing to read 'Carl H. Grossman'. The signature is fluid and somewhat stylized.

Carl H. Grossman
Corporate Counsel

CHG:dwp
Enclosures

cc: J. Glozzy
S. Knox



United Water Management & Services
200 Old Hook Road
Harrington Park, NJ 07640-1799
telephone 201 784 9434

January 23, 1998

Mr. John C. Crary, Secretary
State of New York
Department of Public Service
Three Empire State Plaza
Albany, New York 12223-1350

RE: United Water New York
Sector Agreement

Dear Mr. Crary:

United Water New York (UWNY) and United Waterworks (UWW) were recently reorganized based upon the geographical sector concept in which the larger utilities provide certain operational and management support for the smaller utilities in the sector, on an as needed basis.

United Water Rhode Island (UWRI) is a subsidiary of UWW located within a sector for which UWNY is the largest company. Therefore, UWNY will render services to UWRI as specified in the Sector Agreement entered into between those two companies.

Since this Sector Agreement is an agreement between affiliated interests, pursuant to Public Service Law § 110, enclosed for filing is a copy of the Sector Agreement.

I have also enclosed a duplicate copy and would appreciate your returning it to me stamped "filed."

Thank you.

Very truly yours,

A handwritten signature in cursive script, appearing to read "Carl H. Grossman".

Carl H. Grossman
Corporate Counsel

CHG:dwp
Enclosures

cc: J. Glozzy, w/enclosure
S. Knox, w/enclosure

SECTOR AGREEMENT
BETWEEN
UNITED WATER NEW YORK INC.
AND
UNITED WATER RHODE ISLAND INC.

SECTOR AGREEMENT

Agreement, dated January 22, 1998, between UNITED WATER NEW YORK INC. (hereinafter "UW New York"), a New York corporation, with offices at 360 West Nyack Road, West Nyack, New York 10994, and UNITED WATER RHODE ISLAND INC. (hereinafter "Utility Company"), a Rhode Island corporation, with offices at 17 Arnold Street, Wakefield, Rhode Island 02880.

The background of this Agreement is that:

1. Utility Company is a subsidiary of United Waterworks Inc. (hereinafter "UWW"), a Delaware corporation, with offices at 200 Old Hook Road, Harrington Park, New Jersey 07640.

2. United Water New York (hereinafter "UW New York") is a subsidiary of United Water New Jersey (hereinafter "UWNJ"), a New Jersey corporation with offices at 200 Old Hook Road, Harrington Park, New Jersey 07640.

3. UWW and UWNJ are both subsidiaries of United Water Resources Inc., a New Jersey corporation with offices at 200 Old Hook Road, Harrington Park, New Jersey 07640.

4. UWW and UW New York were recently reorganized based on a geographical sector concept in which the larger utilities, such as UW New York, provide certain operational and management support for smaller utilities within the sector, such as Utility Company, on an as needed basis. UW New York maintains an organization whose officers and employees are familiar with all facets of the water utility business. Such officers and employees are qualified to render the services to be performed under this Agreement.

5. Utility Company can economically obtain valuable management and operating services of superior quality by contracting to secure the same from UW New York.

6. UW New York has entered, or proposes to enter, into agreements similar to this Agreement with other affiliated utility companies (hereinafter referred to collectively as "Utility Companies").

7. The services to be rendered under this Agreement are to be rendered at their cost to Utility Company, as hereinafter provided.

8. Both UW New York and Utility Company have Service Agreements with Untied Water Management and Services Inc., which are on file with the appropriate regulatory agencies, and which provide for a broader scope of service functions. Services rendered pursuant to this Agreement will not be duplicative of those rendered pursuant to the Service Agreements.

NOW, THEREFORE, in consideration of the premises and the mutual agreements herein contained, the parties hereto agree as follows:

ARTICLE I.

UW New York shall make qualified employees available to furnish to Utility Company, and Utility Company shall utilize, as needed, general management and operations services upon the terms and conditions hereinafter set forth: In order to render such services and to promote the efficient and economic operation of Utility Company, UW New York's employees shall keep themselves informed on all aspects of Utility Company's operations and shall regularly visit Utility Company's facilities. Such personnel may make recommendations for operating expenditures and additions to and improvements of property, plant and equipment. UW New York or Utility Company, by mutual consent, may engage a non-affiliated company or person to provide such services on its behalf.

ARTICLE II

In consideration for the services to be rendered by UW New York as hereinabove provided, Utility Company agrees to pay to UW New York the cost thereof, determined as provided in this Article II and in Article III.

The extent of service rendered by UW New York personnel for Utility Company shall be based on actual time spent by such personnel, as reflected in their daily time sheets or other mutually acceptable means of determination, and shall be charged directly to the Utility Company.

In determining the cost to be assessed by UW New York for the rendering of services to Utility Company as herein provided, there shall be added to the salaries of all officers and employees for whose services charges are to be made, a percentage sufficient to cover the general overhead of UW New York properly allocable thereto. Such percentage shall be calculated on the basis of budgeted costs and will be adjusted periodically to reflect actual costs. No general overhead of UW New York shall be added to costs incurred for services of non-affiliated consultants employed by UW New York.

The term "general overhead" shall include (a) pension and insurance premiums paid for the benefit of UW New York employees, (b) salaries paid during vacation, holidays, sickness and other authorized absences, and (c) payroll-related taxes.

ARTICLE III

As soon as practicable after the last day of each month, UW New York shall render a bill to Utility Company for all amounts due from Utility Company for services and expenses for such month, computed pursuant to Article II. Such bills shall be in sufficient detail to show separately the charge for each class of service rendered. All amounts so billed shall be paid by Utility Company within a reasonable time after receipt of the bill therefor.

It is understood by Utility Company that UW New York has entered, or may enter, into similar agreements with other Utility Companies that are affiliated with UWW to which similar services are to be furnished. UW New York will not enter into agreements to perform similar services for other companies on terms more favorable than those provided herein.

UW New York agrees to keep its books and records available for inspection by representatives of Utility Company and by regulatory bodies having jurisdiction over Utility Company with respect to information pertaining to services rendered hereunder,


UW New York shall at any time, upon request of Utility Company, furnish any and all information required by Utility Company with respect to the services rendered by UW New York hereunder and the cost thereof.


This Agreement shall be in full force and effect as of the date first mentioned above, subject to any necessary approval of governmental regulatory agencies having jurisdiction in the premises, and shall continue in full force and effect until terminated by either of the parties hereto giving the other party hereto ninety days' notice in writing; provided, however, that this Agreement shall terminate as of the date Utility Company or New York ceases to be an affiliate of UWW.

IN WITNESS WHEREOF, UW NEW YORK and UTILITY COMPANY have caused these presents to be signed in their respective corporate names by their respective Presidents or Vice Presidents, and attested by their respective Secretaries or Assistant Secretaries, all as of the day and year first above written.

UNITED WATER NEW YORK INC.


ATTEST:

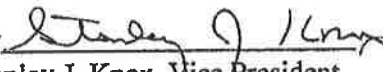

Allan D. Shakley
Secretary

By 
David E. Chardavoine, President

UNITED WATER RHODE ISLAND INC.

ATTEST:


Allan D. Shakley
Secretary

By 
Stanley J. Knox, Vice President

SUEZ WATER RHODE ISLAND INC.
2018 RATE CASE FILING

**State of Rhode Island Public Utilities Commission
Required Items for General Rate Schedule Filing**

Item 2.8 (f)

**Workpaper supporting plant additions
Depreciation Rate and Depreciation Expense**

Please refer to Ms. Gil's Testimony & Exhibit 4
And Exhibit 3, Schedule 22 for Depreciation Expense
also
Please refer to Mr. Spanos' Testimony & Exhibit 6

SUEZ WATER RHODE ISLAND INC.
2018 RATE CASE FILING

**State of Rhode Island Public Utilities Commission
Required Items for General Rate Schedule Filing**

Item 2.8 (g)

Materials and Supply Inventory Analysis

Please refer to Ms. Gil's Testimony & Exhibit 4

SUEZ WATER RHODE ISLAND INC.
2018 RATE CASE FILING

**State of Rhode Island Public Utilities Commission
Required Items for General Rate Schedule Filing**

Item 2.8 (h)

**Workpapers detailing Test Year and Rate Year Revenue
by Source, Tariff, Rate Class, etc.**

Enclosed

SUEZ Water Rhode Island, Inc.
Schedule of Current Rates (Effective 5/13/2014)

| Line # | Customer Class | Bill Freq. | Bill Units | Meter Size | Service Charge | Volumetric Rate | |
|--------------------|----------------|------------|------------|------------|----------------|------------------|--------------------|
| | | | | | | First Block Rate | Second Block Rate |
| Residential | | | | | | <u>0-24 CCF</u> | <u>Over 24 CCF</u> |
| 1 | RES | Q | CCF | 5/8" | \$31.84 | 3.018 | 3.784 |
| 2 | RES | Q | CCF | 3/4" | 34.11 | 3.018 | 3.784 |
| 3 | RES | Q | CCF | 1" | 50.04 | 3.018 | 3.784 |
| 4 | RES | Q | CCF | 1 1/2" | 84.15 | 3.018 | 3.784 |
| 5 | RES | Q | CCF | 2" | 113.72 | 3.018 | 3.784 |
| 6 | RES | Q | CCF | 3" | 152.40 | 3.018 | 3.784 |
| 7 | RES | Q | CCF | 4" | 227.46 | 3.018 | 3.784 |
| 8 | RES | Q | CCF | 6" | 393.52 | 3.018 | 3.784 |
| 9 | RES | Q | CCF | 8" | 682.41 | 3.018 | 3.784 |
| | | | | | | <u>0-8 CCF</u> | <u>Over 8 CCF</u> |
| 10 | RES | M | CCF | 5/8" | \$16.67 | 3.018 | 3.784 |
| 11 | RES | M | CCF | 3/4" | 17.43 | 3.018 | 3.784 |
| 12 | RES | M | CCF | 1" | 22.73 | 3.018 | 3.784 |
| 13 | RES | M | CCF | 1 1/2" | 34.11 | 3.018 | 3.784 |
| 14 | RES | M | CCF | 2" | 43.96 | 3.018 | 3.784 |
| 15 | RES | M | CCF | 3" | 56.86 | 3.018 | 3.784 |
| 16 | RES | M | CCF | 4" | 81.88 | 3.018 | 3.784 |
| 17 | RES | M | CCF | 6" | 137.24 | 3.018 | 3.784 |
| 18 | RES | M | CCF | 8" | 233.53 | 3.018 | 3.784 |
| Commercial | | | | | | <u>All CCF</u> | <u>N/A</u> |
| 19 | COM | Q | CCF | 5/8" | \$31.84 | 2.882 | - |
| 20 | COM | Q | CCF | 3/4" | 34.11 | 2.882 | - |
| 21 | COM | Q | CCF | 1" | 50.04 | 2.882 | - |
| 22 | COM | Q | CCF | 1 1/2" | 84.15 | 2.882 | - |
| 23 | COM | Q | CCF | 2" | 113.72 | 2.882 | - |
| 24 | COM | Q | CCF | 3" | 152.40 | 2.882 | - |
| 25 | COM | Q | CCF | 4" | 227.46 | 2.882 | - |
| 26 | COM | Q | CCF | 6" | 393.52 | 2.882 | - |
| 27 | COM | Q | CCF | 8" | 682.41 | 2.882 | - |
| 28 | COM | M | CCF | 5/8" | \$16.67 | 2.882 | - |
| 29 | COM | M | CCF | 3/4" | 17.43 | 2.882 | - |
| 30 | COM | M | CCF | 1" | 22.73 | 2.882 | - |
| 31 | COM | M | CCF | 1 1/2" | 34.11 | 2.882 | - |
| 32 | COM | M | CCF | 2" | 43.96 | 2.882 | - |
| 33 | COM | M | CCF | 3" | 56.86 | 2.882 | - |
| 34 | COM | M | CCF | 4" | 81.88 | 2.882 | - |
| 35 | COM | M | CCF | 6" | 137.24 | 2.882 | - |
| 36 | COM | M | CCF | 8" | 233.53 | 2.882 | - |
| Industrial | | | | | | <u>All CCF</u> | <u>N/A</u> |
| 37 | IND | Q | CCF | 5/8" | \$31.84 | 2.882 | - |
| 38 | IND | Q | CCF | 3/4" | 34.11 | 2.882 | - |
| 39 | IND | Q | CCF | 1" | 50.04 | 2.882 | - |
| 40 | IND | Q | CCF | 1 1/2" | 84.15 | 2.882 | - |
| 41 | IND | Q | CCF | 2" | 113.72 | 2.882 | - |
| 42 | IND | Q | CCF | 3" | 152.40 | 2.882 | - |
| 43 | IND | Q | CCF | 4" | 227.46 | 2.882 | - |
| 44 | IND | Q | CCF | 6" | 393.52 | 2.882 | - |
| 45 | IND | Q | CCF | 8" | 682.41 | 2.882 | - |
| 46 | IND | M | CCF | 5/8" | \$16.67 | 2.882 | - |
| 47 | IND | M | CCF | 3/4" | 17.43 | 2.882 | - |
| 48 | IND | M | CCF | 1" | 22.73 | 2.882 | - |
| 49 | IND | M | CCF | 1 1/2" | 34.11 | 2.882 | - |
| 50 | IND | M | CCF | 2" | 43.96 | 2.882 | - |
| 51 | IND | M | CCF | 3" | 56.86 | 2.882 | - |
| 52 | IND | M | CCF | 4" | 81.88 | 2.882 | - |
| 53 | IND | M | CCF | 6" | 137.24 | 2.882 | - |
| 54 | IND | M | CCF | 8" | 233.53 | 2.882 | - |

SUEZ Water Rhode Island, Inc.
Schedule of Current Rates (Effective 5/13/2014)

| Line # | Customer Class | Bill Freq | Bill Units | Meter Size | Service Charge | Volumetric Rate | |
|-----------------------------|----------------------|-----------|------------|------------|----------------|------------------|-------------------|
| | | | | | | First Block Rate | Second Block Rate |
| | | | | | | All CCF | |
| Public Authority | | | | | | | |
| 55 | PATH | Q | CCF | 5/8" | \$31.84 | 2.882 | - |
| 56 | PATH | Q | CCF | 3/4" | 34.11 | 2.882 | - |
| 57 | PATH | Q | CCF | 1" | 50.04 | 2.882 | - |
| 58 | PATH | Q | CCF | 1 1/2" | 84.15 | 2.882 | - |
| 59 | PATH | Q | CCF | 2" | 113.72 | 2.882 | - |
| 60 | PATH | Q | CCF | 3" | 152.40 | 2.882 | - |
| 61 | PATH | Q | CCF | 4" | 227.46 | 2.882 | - |
| 62 | PATH | Q | CCF | 6" | 393.52 | 2.882 | - |
| 63 | PATH | Q | CCF | 8" | 682.41 | 2.882 | - |
| 64 | PATH | M | CCF | 5/8" | \$16.67 | 2.882 | - |
| 65 | PATH | M | CCF | 3/4" | 17.43 | 2.882 | - |
| 66 | PATH | M | CCF | 1" | 22.73 | 2.882 | - |
| 67 | PATH | M | CCF | 1 1/2" | 34.11 | 2.882 | - |
| 68 | PATH | M | CCF | 2" | 43.96 | 2.882 | - |
| 69 | PATH | M | CCF | 3" | 56.86 | 2.882 | - |
| 70 | PATH | M | CCF | 4" | 81.88 | 2.882 | - |
| 71 | PATH | M | CCF | 6" | 137.24 | 2.882 | - |
| 72 | PATH | M | CCF | 8" | 233.53 | 2.882 | - |
| | | | | | | Per 1000 Gallons | |
| Resale | | | | | | | |
| 73 | RESALE | Q | Gallons | 5/8" | \$31.84 | 1.490 | - |
| 74 | RESALE | Q | Gallons | 3/4" | 34.11 | 1.490 | - |
| 75 | RESALE | Q | Gallons | 1" | 50.04 | 1.490 | - |
| 76 | RESALE | Q | Gallons | 1 1/2" | 84.15 | 1.490 | - |
| 77 | RESALE | Q | Gallons | 2" | 113.72 | 1.490 | - |
| 78 | RESALE | Q | Gallons | 3" | 152.40 | 1.490 | - |
| 79 | RESALE | Q | Gallons | 4" | 227.46 | 1.490 | - |
| 80 | RESALE | Q | Gallons | 6" | 393.52 | 1.490 | - |
| 81 | RESALE | Q | Gallons | 8" | 682.41 | 1.490 | - |
| 82 | RESALE | M | Gallons | 5/8" | \$16.67 | 1.490 | - |
| 83 | RESALE | M | Gallons | 3/4" | 17.43 | 1.490 | - |
| 84 | RESALE | M | Gallons | 1" | 22.73 | 1.490 | - |
| 85 | RESALE | M | Gallons | 1 1/2" | 34.11 | 1.490 | - |
| 86 | RESALE | M | Gallons | 2" | 43.96 | 1.490 | - |
| 87 | RESALE | M | Gallons | 3" | 56.86 | 1.490 | - |
| 88 | RESALE | M | Gallons | 4" | 81.88 | 1.490 | - |
| 89 | RESALE | M | Gallons | 6" | 137.24 | 1.490 | - |
| 90 | RESALE | M | Gallons | 8" | 233.53 | 1.490 | - |
| FIRE HYDRANT SERVICE | | | | | | | |
| Private Fire Service | | | | | | | |
| 91 | 2 1/2" SERVICE LINES | Q | | 2 1/2" | \$29.00 | - | - |
| 92 | 3" SERVICE LINES | Q | | 3" | 42.00 | - | - |
| 93 | 4" SERVICE LINES | Q | | 4" | 80.00 | - | - |
| 94 | 6" SERVICE LINES | Q | | 6" | 215.00 | - | - |
| 95 | 8" SERVICE LINES | Q | | 8" | 447.00 | - | - |
| 96 | 10" SERVICE LINES | Q | | 10" | 797.00 | - | - |
| 97 | 12" SERVICE LINES | Q | | 12" | 1,281.00 | - | - |
| 98 | 16" SERVICE LINES | Q | | 16" | 2,719.00 | - | - |
| 99 | 2 1/2" SERVICE LINES | M | | 2 1/2" | \$9.67 | - | - |
| 100 | 3" SERVICE LINES | M | | 3" | 14.00 | - | - |
| 101 | 4" SERVICE LINES | M | | 4" | 26.67 | - | - |
| 102 | 6" SERVICE LINES | M | | 6" | 71.67 | - | - |
| 103 | 8" SERVICE LINES | M | | 8" | 149.00 | - | - |
| 104 | 10" SERVICE LINES | M | | 10" | 265.67 | - | - |
| 105 | 12" SERVICE LINES | M | | 12" | 427.00 | - | - |
| 106 | 16" SERVICE LINES | M | | 16" | 906.33 | - | - |
| Public Fire | | | | | | | |
| 107 | PFH | Q | | | 172.50 | Quarterly | - |
| 108 | PFH | SA | | | 345.00 | Semi-Annually | - |
| 109 | PFH | A | | | 690.00 | Annually | - |

SUEZ Water Rhode Island, Inc.
 Schedule of Proposed Rates

| Line # | Customer Class | Bill Freq. | Bill Units | Meter Size | Service Charge | Volumetric Rate | |
|-----------------------------|----------------------|------------|------------|------------|----------------|------------------|-------------------|
| | | | | | | First Block Rate | Second Block Rate |
| Residential | | | | | | | |
| | | | | | | 0-6 CCF | Over 6 CCF |
| 1 | RES | M | CCF | 5/8" | \$ 12.92 | 3.447 | 5.009 |
| 2 | RES | M | CCF | 3/4" | 15.46 | 3.447 | 5.009 |
| 3 | RES | M | CCF | 1" | 20.53 | 3.447 | 5.009 |
| 4 | RES | M | CCF | 1 1/2" | 33.20 | 3.447 | 5.009 |
| 5 | RES | M | CCF | 2" | 48.40 | 3.447 | 5.009 |
| 6 | RES | M | CCF | 3" | 83.88 | 3.447 | 5.009 |
| 7 | RES | M | CCF | 4" | 134.57 | 3.447 | 5.009 |
| 8 | RES | M | CCF | 6" | 261.29 | 3.447 | 5.009 |
| 9 | RES | M | CCF | 8" | 413.35 | 3.447 | 5.009 |
| Commercial | | | | | | | |
| | | | | | | All CCF | N/A |
| 9 | COM | M | CCF | 5/8" | \$ 12.92 | 3.346 | - |
| 10 | COM | M | CCF | 3/4" | 15.46 | 3.346 | - |
| 11 | COM | M | CCF | 1" | 20.53 | 3.346 | - |
| 12 | COM | M | CCF | 1 1/2" | 33.20 | 3.346 | - |
| 13 | COM | M | CCF | 2" | 48.40 | 3.346 | - |
| 14 | COM | M | CCF | 3" | 83.88 | 3.346 | - |
| 15 | COM | M | CCF | 4" | 134.57 | 3.346 | - |
| 16 | COM | M | CCF | 6" | 261.29 | 3.346 | - |
| 17 | COM | M | CCF | 8" | 413.35 | 3.346 | - |
| Industrial | | | | | | | |
| | | | | | | All CCF | N/A |
| 17 | IND | M | CCF | 5/8" | \$ 12.92 | 3.346 | - |
| 18 | IND | M | CCF | 3/4" | 15.46 | 3.346 | - |
| 19 | IND | M | CCF | 1" | 20.53 | 3.346 | - |
| 20 | IND | M | CCF | 1 1/2" | 33.20 | 3.346 | - |
| 21 | IND | M | CCF | 2" | 48.40 | 3.346 | - |
| 22 | IND | M | CCF | 3" | 83.88 | 3.346 | - |
| 23 | IND | M | CCF | 4" | 134.57 | 3.346 | - |
| 24 | IND | M | CCF | 6" | 261.29 | 3.346 | - |
| 25 | IND | M | CCF | 8" | 413.35 | 3.346 | - |
| Public Authority | | | | | | | |
| | | | | | | All CCF | |
| 25 | PATH | M | CCF | 5/8" | \$ 12.92 | 3.346 | - |
| 26 | PATH | M | CCF | 3/4" | 15.46 | 3.346 | - |
| 27 | PATH | M | CCF | 1" | 20.53 | 3.346 | - |
| 28 | PATH | M | CCF | 1 1/2" | 33.20 | 3.346 | - |
| 29 | PATH | M | CCF | 2" | 48.40 | 3.346 | - |
| 30 | PATH | M | CCF | 3" | 83.88 | 3.346 | - |
| 31 | PATH | M | CCF | 4" | 134.57 | 3.346 | - |
| 32 | PATH | M | CCF | 6" | 261.29 | 3.346 | - |
| 33 | PATH | M | CCF | 8" | 413.35 | 3.346 | - |
| Resale | | | | | | | |
| | | | | | | Per 1000 Gallons | |
| 33 | RESALE | M | Gallons | 5/8" | \$ 12.92 | 1.771 | - |
| 34 | RESALE | M | Gallons | 3/4" | 15.46 | 1.771 | - |
| 35 | RESALE | M | Gallons | 1" | 20.53 | 1.771 | - |
| 36 | RESALE | M | Gallons | 1 1/2" | 33.20 | 1.771 | - |
| 37 | RESALE | M | Gallons | 2" | 48.40 | 1.771 | - |
| 38 | RESALE | M | Gallons | 3" | 83.88 | 1.771 | - |
| 39 | RESALE | M | Gallons | 4" | 134.57 | 1.771 | - |
| 40 | RESALE | M | Gallons | 6" | 261.29 | 1.771 | - |
| 41 | RESALE | M | Gallons | 8" | 413.35 | 1.771 | - |
| FIRE HYDRANT SERVICE | | | | | | | |
| Private Fire Service | | | | | | | |
| 41 | 2 1/2" SERVICE LINES | M | | 2 1/2" | \$ 12.66 | - | - |
| 42 | 3" SERVICE LINES | M | | 3" | 18.34 | - | - |
| 43 | 4" SERVICE LINES | M | | 4" | 34.93 | - | - |
| 44 | 6" SERVICE LINES | M | | 6" | 93.88 | - | - |
| 45 | 8" SERVICE LINES | M | | 8" | 195.19 | - | - |
| 46 | 10" SERVICE LINES | M | | 10" | 348.02 | - | - |
| 47 | 12" SERVICE LINES | M | | 12" | 559.37 | - | - |
| 48 | 16" SERVICE LINES | M | | 16" | 1,187.30 | - | - |
| Public Fire | | | | | | | |
| 49 | PFH | M | | | 74.69 | - | - |

SUEZ WATER RHODE ISLAND
Number of Meters Projection

Number of Meters per Meter Size

| Line No. | Meter Size | Actual Average Meters at | | | | | Projected (1) | | |
|----------|----------------------|--------------------------|---------------|---------------|---------------|---------------|------------------|------------------------|----------------|
| | | December 2013 | December 2014 | December 2015 | December 2016 | December 2017 | Growth 2013-2017 | Equivalent Meters 2017 | Projected 2019 |
| 1 | 5/8" | 7,542 | 7,579 | 7,618 | 7,647 | 7,699 | 39 | 7,624 | 7,702 |
| 2 | 3/4" | 2 | 2 | 2 | 1 | 1 | - | 1 | 1 |
| 3 | 1" | 287 | 289 | 293 | 299 | 304 | 4 | 299 | 307 |
| 4 | 1 1/2" | 75 | 74 | 74 | 76 | 79 | 1 | 77 | 79 |
| 5 | 2" | 164 | 166 | 168 | 168 | 168 | 1 | 167 | 169 |
| 6 | 3" | 12 | 12 | 12 | 12 | 12 | - | 12 | 12 |
| 7 | 4" | 3 | 3 | 3 | 3 | 3 | - | 4 | 4 |
| 8 | 6" | 6 | 6 | 6 | 6 | 6 | - | 6 | 6 |
| 9 | 8" | 1 | 1 | 1 | 1 | 1 | - | 1 | 1 |
| 10 | 10" | - | - | - | - | - | - | - | - |
| 11 | Total | 8,092 | 8,132 | 8,177 | 8,213 | 8,273 | 45 | 8,191 | 8,281 |
| 12 | Increase in meters | 58 | 40 | 45 | 36 | 60 | | | 90 |
| 13 | % Increase in meters | 0.7% | 0.5% | 0.6% | 0.4% | 0.7% | | | |

Number of Meters per Revenue Class

| Line No. | Meter Size | Actual Average Meters at | | | | | Projected (1) | | |
|----------|------------------|--------------------------|---------------|---------------|---------------|---------------|------------------|------------------------|----------------|
| | | December 2013 | December 2014 | December 2015 | December 2016 | December 2017 | Growth 2013-2017 | Equivalent Meters 2017 | Projected 2019 |
| 1 | Residential | 7,311 | 7,353 | 7,396 | 7,424 | 7,480 | 42 | 7,399 | 7,483 |
| 2 | Commercial | 679 | 677 | 678 | 684 | 686 | 2 | 686 | 690 |
| 3 | Industrial | 9 | 9 | 9 | 9 | 9 | - | 9 | 9 |
| 4 | Public Authority | 91 | 91 | 92 | 94 | 96 | 1 | 95 | 97 |
| 5 | Resale | 2 | 2 | 2 | 2 | 2 | - | 2 | 2 |
| 6 | Total | 8,092 | 8,132 | 8,177 | 8,213 | 8,273 | 45 | 8,191 | 8,281 |

Notes:
 [1] Projection based in 5 years trend from years 2013-2017.

**SUEZ WATER RHODE ISLAND
 Fire Protection Projection**

| Line No | Size | Actual | | | | | Projected [1] | |
|---------|------------|---------------|---------------|---------------|---------------|---------------|---------------|------|
| | | December 2013 | December 2014 | December 2015 | December 2016 | December 2017 | 2018 | 2019 |
| 1 | 2 1/2" | 6 | 6 | 6 | 7 | 7 | 7 | 8 |
| 2 | 3" | - | - | - | - | - | - | - |
| 3 | 4" | 20 | 19 | 19 | 19 | 22 | 21 | 21 |
| 4 | 6" | 139 | 140 | 144 | 144 | 145 | 147 | 149 |
| 5 | 8" | 27 | 27 | 27 | 27 | 27 | 27 | 27 |
| 6 | 10" | - | - | - | - | - | - | - |
| 7 | 12" | 1 | 1 | 1 | 1 | 1 | 1 | 1 |
| 8 | Total | 193 | 193 | 197 | 198 | 202 | 204 | 206 |
| 9 | Public HYD | 658 | 659 | 659 | 659 | 659 | 659 | 660 |

Notes:

[1] Projection based in 5 years trend from years 2013-2017.

SUEZ WATER RHODE ISLAND
Residential Water Consumption Trend
Baseload

| YR | Jan. | Feb | Mar | Apr | May | Jun | Jul | Aug | Sep | Oct | Nov | Dec | Usage | Base Usage (Jan-Apr) | Over Base Col 13- Col 14 |
|--------|------|------|------|------|------|------|------|------|------|------|------|------|-------|----------------------|--------------------------|
| | (1) | (2) | (3) | (4) | (5) | (6) | (7) | (8) | (9) | (10) | (11) | (12) | (13) | (14) | (15) |
| 1 2013 | 3.95 | 4.12 | 3.43 | 3.17 | 3.93 | 4.14 | 4.41 | 5.52 | 7.90 | 5.82 | 4.74 | 4.79 | 4.661 | 3.667 | 0.994 |
| 2 2014 | 3.77 | 4.11 | 3.60 | 3.14 | 3.64 | 4.07 | 4.38 | 5.47 | 8.13 | 6.20 | 5.07 | 5.46 | 4.754 | 3.656 | 1.098 |
| 3 2015 | 3.24 | 4.52 | 3.12 | 3.29 | 4.09 | 4.04 | 4.58 | 6.43 | 8.10 | 5.89 | 5.40 | 5.03 | 4.812 | 3.544 | 1.268 |
| 4 2016 | 3.49 | 4.29 | 2.98 | 3.06 | 3.99 | 3.74 | 4.64 | 6.59 | 8.84 | 6.18 | 5.45 | 5.13 | 4.865 | 3.456 | 1.409 |
| 5 2017 | 3.42 | 3.85 | 2.58 | 2.79 | 3.95 | 3.01 | 3.88 | 5.53 | 7.68 | 5.79 | 5.18 | 4.85 | 4.376 | 3.159 | 1.217 |
| 6 2018 | | | | | | | | | | | | | | | |
| 7 2019 | | | | | | | | | | | | | | 3.010 | 1.197 |
| | | | | | | | | | | | | | | Trend | Average |

| Residential Class Projection (5 Years History) | |
|---|----------------|
| Trend 5 years Base Usage | 3.010 |
| Add: Avg. Excess over Base | 1.197 |
| Normalized AVG. Usage | <u>4.207</u> |
| Mtrs | 7,483 |
| Consumption Projected MGL | <u>377,800</u> |

| | | |
|------|--------|---------------|
| BLK1 | 75.40% | 284,849 |
| BLK2 | 24.60% | <u>92,951</u> |
| | | 377,800 |

SUEZ WATER RHODE ISLAND
 Water Consumption Projection
 Linear Regression

Commercial

| Year | No. of Meters | Consumption MGL | Usage Per Meter |
|------|---------------|-----------------|-----------------|
| 2013 | 679 | 184,418 | 271.60 |
| 2014 | 677 | 189,490 | 279.90 |
| 2015 | 678 | 188,387 | 277.86 |
| 2016 | 684 | 202,920 | 296.67 |
| 2017 | 686 | 189,562 | 276.33 |
| 2018 | 690 | 198,964 | 288.35 |
| 2019 | 690 | 200,689 | 290.85 |

308.05348 1724.8877 -3494416.123
 1924.6916 4823.26322 8650433.007
 0.2952001 8323.03929 #N/A

Industrial

| Year | No. of Meters | Consumption MGL | Usage Per Meter |
|------|---------------|-----------------|-----------------|
| 2013 | 9 | 1,868 | 207.56 |
| 2014 | 9 | 2,077 | 230.78 |
| 2015 | 9 | 2,244 | 249.33 |
| 2016 | 9 | 2,289 | 254.33 |
| 2017 | 9 | 3,232 | 359.11 |
| 2018 | 9 | 3,224 | 358.22 |
| 2019 | 9 | 3,518 | 390.89 |

0 294 -590068
 0 104.1666367 209895.8247
 0.80261 329.4038282 #N/A

PA

| Year | No. of Meters | Consumption MGL | Usage Per Meter |
|------|---------------|-----------------|-----------------|
| 2013 | 91 | 27,325 | 300.27 |
| 2014 | 91 | 28,978 | 318.44 |
| 2015 | 92 | 30,636 | 333.00 |
| 2016 | 94 | 30,229 | 321.59 |
| 2017 | 96 | 25,393 | 264.51 |
| 2018 | 97 | 26,951 | 277.85 |
| 2019 | 97 | 30,059 | 309.89 |

-2592.0526 3108.36842 -5994307.684
 1188.251 1629.24772 3178578.382
 0.7148164 1637.89101 #N/A

Resale

| Year | No. of Meters | Consumption MGL | Usage Per Meter |
|------|---------------|-----------------|-----------------|
| 2013 | 2 | 382,593 | 191,296.50 |
| 2014 | 2 | 343,163 | 171,581.50 |
| 2015 | 2 | 345,151 | 172,575.50 |
| 2016 | 2 | 354,592 | 177,296.00 |
| 2017 | 2 | 316,616 | 158,308.00 |
| 2018 | 2 | 312,266 | 156,133.00 |
| 2019 | 2 | 300,213 | 150,106.50 |

0 -12052.5 24634210.5
 0 5933.815421 11956641.02
 0.687812 18764.37194 #N/A

SUEZ WATER RHODE ISLAND
Summary of Other Operating Revenues

| Line No. | Description | 12M December | 12M December | 12M December | 12M December | 12M December | Projected | Projected | |
|----------|-------------------------------------|--------------------|--------------------------|--------------------------|--------------------------|--------------------------|--------------------------|--------------------------|----------------------|
| | | 2013 | 2014 | 2015 | 2016 | 2017 | (7) | (8) | |
| | | (1) | (2) | (3) | (4) | (5) | (7) | (8) | |
| | | | | | | | <i>at current rates</i> | <i>at proposed rates</i> | |
| 1 | Returned Checks | 220 | 260 | 200 | 220 | 320 | 240 | 240 | |
| 2 | Turn On Fees | 8,205 | 9,743 | 10,808 | 11,640 | 11,663 | 10,410 | 13,880 | |
| 3 | Meter Repair (Frozen/Damaged Meter) | 893 | 4,662 | 6,863 | 6,746 | 3,490 | 4,531 | 4,531 | |
| 4 | Leak Allowance | (1,739) | (2,433) | (5,419) | (4,128) | (789) | (2,902) | (2,902) | |
| 5 | Write-Down Adjustment | (151) | (3,135) | (332) | - | - | - | - | |
| 6 | Water Quality Protection Charge [2] | 12,142 | 12,448 | 12,778 | 13,046 | 11,972 | 12,477 | 12,477 | |
| 7 | Total Misc. Revenue | \$ 19,570 | \$ 21,544 | \$ 24,898 | \$ 27,524 | \$ 26,656 | \$ 24,756 | \$ 28,226 | |
| 8 | Tank Truck Sales | \$ 22,590 | \$ 30,540 | \$ 16,745 | \$ 18,733 | 10,659 | \$ 15,379 | \$ 23,923 | |
| | <u>Occurrences</u> | <u>Actual Rate</u> | <u>12M December 2013</u> | <u>12M December 2014</u> | <u>12M December 2015</u> | <u>12M December 2016</u> | <u>12M December 2017</u> | <u>Average [1]</u> | <u>Proposed Rate</u> |
| 9 | Returned Checks | \$ 20.00 | 11 | 13 | 10 | 11 | 16 | 12 | \$ 20.00 |
| 10 | Turn On | \$ 30.00 | 274 | 325 | 360 | 388 | 389 | 347 | \$ 40.00 |
| 11 | Meter Test | \$ 40.00 | | | | | | | \$ 40.00 |
| 12 | Tank Truck Sales | \$ 2.25 | 10,040 | 13,573 | 7,442 | 8,326 | 4,737 | 6,835 | \$ 3.50 |

Notes:

[1] Average number of occurrences for calendar years 2013-2017

[2] Water protection fund is billed \$0.029 per 100 gallons - charged to all customers except resale & residential customers over 65 who are exempt
36.10% of the charge collected is payable to the RI Water Resources Board
57.00% of charge collected goes to RI General Treasurer
6.90% of charge collected is maintained by SWRI for associated administrative costs

SUEZ WATER RHODE ISLAND
Computation of Rates
Turn On Fees

Current Rate

| | | |
|---------------------------|----|-------|
| Normal Office Hours | \$ | 30.00 |
| After Normal Office Hours | \$ | 37.50 |

Proposed

Normal Business Hours

| | | | | | |
|-------------------------|-----|----|--------|-----------------------------|--------------------|
| Hourly Rate | (1) | \$ | 24.65 | Meter Reader | Effective 4/1/2017 |
| Overhead % | (2) | | 35.41% | | |
| Transportation - 1 hour | (3) | \$ | 4.23 | Per Transportation Expenses | |
| Total Hourly Rate | | \$ | 37.61 | | |

| | | |
|---------------|----|--------------|
| Proposed Rate | \$ | 40.00 |
|---------------|----|--------------|

After Normal Business Hours

| | | | | | |
|-------------------------|-----|----|-------------|-----------------------------------|--------------------|
| | | | Rate | | |
| Rate per hour | (1) | \$ | 24.65 | Meter Reader | Effective 4/1/2017 |
| Hours paid | (1) | | 6.00 | Minimum 4hr. call at overtime 1.5 | |
| Total | | \$ | 147.90 | | |
| Transportation - 1 hour | | \$ | 4.23 | One hour | |
| Total | | \$ | 152.13 | | |

| | | |
|---------------|----|---------------|
| Proposed Rate | \$ | 155.00 |
|---------------|----|---------------|

Projected Revenue

| Turn On | <u>Occurrences</u> | <u>Proposed Rate</u> | <u>Projected Revenue</u> |
|---------------------------|--------------------|----------------------|--------------------------|
| Normal Office Hours | 347 | \$ 40.00 | \$ 13,880 |
| After Normal Office Hours | 0 | \$ 155.00 | \$ - |
| | | | <u>\$ 13,880</u> |

Notes:

- (1) Hourly rate per contract
- (2) % Overhead calculated for the 12m ending 12/31/2017
- (2) Transportation Expense in this filing

SUEZ Water Rhode Island, Inc.
Billed Consumption by Customer Class (in '000 Gallons) and number of Meters in Service

| Consumption | 2013 | | | | | | | | | | | | Total |
|------------------|---------------|---------------|---------------|---------------|---------------|---------------|---------------|---------------|----------------|----------------|---------------|---------------|------------------|
| | Jan | Feb | Mar | Apr | May | Jun | Jul | Aug | Sep | Oct | Nov | Dec | |
| Residential | 28,559 | 29,763 | 24,809 | 23,089 | 28,808 | 30,460 | 32,452 | 40,684 | 58,260 | 42,889 | 34,735 | 34,937 | 409,445 |
| Commercial | 7,918 | 12,448 | 15,636 | 6,545 | 12,834 | 20,701 | 10,389 | 16,564 | 29,862 | 14,407 | 15,879 | 21,235 | 184,418 |
| Industrial | 89 | 157 | 30 | 101 | 154 | 108 | 313 | 399 | 145 | 175 | 147 | 50 | 1,868 |
| Public Authority | 1,267 | 1,141 | 2,170 | 1,438 | 1,302 | 2,055 | 1,847 | 3,095 | 3,884 | 2,741 | 3,728 | 2,567 | 27,235 |
| Resale | 23,142 | 16,007 | 38,579 | 28,634 | 26,154 | 31,048 | 31,739 | | 51,677 | 115,099 | | 20,514 | 382,593 |
| Total | 60,975 | 59,516 | 81,224 | 59,807 | 69,252 | 84,372 | 76,740 | 60,742 | 143,828 | 175,311 | 54,489 | 79,303 | 1,005,559 |

| Meters | 2013 | | | | | | | | | | | | Average |
|------------------|--------------|--------------|--------------|--------------|--------------|--------------|--------------|--------------|--------------|--------------|--------------|--------------|--------------|
| | Jan | Feb | Mar | Apr | May | Jun | Jul | Aug | Sep | Oct | Nov | Dec | |
| Residential | 7,226 | 7,231 | 7,241 | 7,279 | 7,336 | 7,352 | 7,358 | 7,369 | 7,372 | 7,366 | 7,325 | 7,291 | 7,312 |
| Commercial | 671 | 669 | 670 | 679 | 690 | 689 | 688 | 688 | 684 | 684 | 664 | 662 | 679 |
| Industrial | 9 | 9 | 9 | 9 | 9 | 9 | 9 | 9 | 9 | 9 | 9 | 9 | 9 |
| Public Authority | 82 | 82 | 82 | 89 | 98 | 98 | 98 | 98 | 98 | 98 | 87 | 83 | 91 |
| Resale | 2 | 2 | 2 | 2 | 2 | 2 | 2 | 2 | 2 | 2 | 2 | 2 | 2 |
| Total | 7,990 | 7,993 | 8,004 | 8,058 | 8,135 | 8,150 | 8,155 | 8,166 | 8,169 | 8,159 | 8,087 | 8,047 | 8,093 |

| Average Consumption | 2013 | | | | | | | | | | | | Average |
|---------------------|-----------|----------|-----------|-----------|-----------|-----------|-----------|-------|-----------|-----------|-------|-----------|-----------|
| | Jan | Feb | Mar | Apr | May | Jun | Jul | Aug | Sep | Oct | Nov | Dec | |
| Residential | 3.95 | 4.12 | 3.43 | 3.17 | 3.93 | 4.14 | 4.41 | 5.52 | 7.90 | 5.82 | 4.74 | 4.79 | 4.66 |
| Commercial | 11.80 | 18.61 | 23.34 | 9.64 | 18.60 | 30.04 | 15.10 | 24.08 | 43.40 | 21.06 | 23.91 | 32.08 | 22.64 |
| Industrial | 9.89 | 17.44 | 3.33 | 11.22 | 17.11 | 12.00 | 34.78 | 44.33 | 16.11 | 19.44 | 16.33 | 5.56 | 17.30 |
| Public Authority | 15.45 | 13.91 | 26.46 | 16.16 | 13.29 | 20.97 | 18.85 | 31.58 | 39.63 | 27.97 | 42.85 | 30.93 | 24.84 |
| Resale | 11,571.00 | 8,003.50 | 19,289.50 | 14,317.00 | 13,077.00 | 15,524.00 | 15,869.50 | | 25,838.50 | 57,549.50 | - | 10,257.00 | 15,941.38 |

| Consumption | 2014 | | | | | | | | | | | | Total |
|------------------|---------------|---------------|---------------|---------------|---------------|---------------|---------------|----------------|----------------|----------------|---------------|---------------|----------------|
| | Jan | Feb | Mar | Apr | May | Jun | Jul | Aug | Sep | Oct | Nov | Dec | |
| Residential | 27,476 | 29,925 | 26,205 | 23,024 | 26,883 | 30,077 | 32,453 | 40,558 | 60,263 | 45,789 | 37,298 | 40,039 | 419,990 |
| Commercial | 7,582 | 12,919 | 17,864 | 6,938 | 12,490 | 20,620 | 10,226 | 17,847 | 31,481 | 15,613 | 16,275 | 19,635 | 189,490 |
| Industrial | 110 | 208 | 52 | 114 | 160 | 137 | 298 | 381 | 177 | 159 | 221 | 60 | 2,077 |
| Public Authority | 1,555 | 1,252 | 1,925 | 1,454 | 1,072 | 1,737 | 2,256 | 3,422 | 3,911 | 3,463 | 4,956 | 1,975 | 28,978 |
| Resale | 21,549 | 20,443 | 19,799 | - | 38,263 | 117 | - | 116,702 | 48,368 | 36,161 | 24,259 | 17,502 | 343,163 |
| Total | 58,272 | 64,747 | 65,845 | 31,530 | 78,868 | 52,688 | 45,233 | 178,910 | 144,200 | 101,185 | 83,009 | 79,211 | 983,698 |

| Meters | 2014 | | | | | | | | | | | | Average |
|------------------|--------------|--------------|--------------|--------------|--------------|--------------|--------------|--------------|--------------|--------------|--------------|--------------|--------------|
| | Jan | Feb | Mar | Apr | May | Jun | Jul | Aug | Sep | Oct | Nov | Dec | |
| Residential | 7,281 | 7,279 | 7,287 | 7,326 | 7,378 | 7,398 | 7,401 | 7,412 | 7,408 | 7,389 | 7,357 | 7,336 | 7,354 |
| Commercial | 662 | 661 | 663 | 679 | 690 | 690 | 689 | 689 | 689 | 681 | 666 | 664 | 677 |
| Industrial | 9 | 9 | 9 | 9 | 9 | 9 | 9 | 9 | 9 | 9 | 9 | 9 | 9 |
| Public Authority | 83 | 83 | 83 | 90 | 96 | 98 | 98 | 98 | 98 | 96 | 84 | 83 | 91 |
| Resale | 2 | 2 | 2 | 2 | 2 | 2 | 2 | 2 | 2 | 2 | 2 | 2 | 2 |
| Total | 8,037 | 8,034 | 8,044 | 8,106 | 8,175 | 8,197 | 8,199 | 8,210 | 8,206 | 8,177 | 8,118 | 8,094 | 8,133 |

| Average Consumption | 2014 | | | | | | | | | | | | Average |
|---------------------|-----------|-----------|----------|-------|-----------|-------|-------|-----------|-----------|-----------|-----------|----------|-----------|
| | Jan | Feb | Mar | Apr | May | Jun | Jul | Aug | Sep | Oct | Nov | Dec | |
| Residential | 3.77 | 4.11 | 3.60 | 3.14 | 3.64 | 4.07 | 4.38 | 5.47 | 8.13 | 6.20 | 5.07 | 5.46 | 4.75 |
| Commercial | 11.45 | 19.54 | 26.94 | 10.22 | 18.10 | 29.88 | 14.84 | 25.90 | 45.69 | 22.93 | 24.44 | 29.57 | 23.29 |
| Industrial | 12.22 | 23.11 | 5.78 | 12.67 | 17.78 | 15.22 | 33.11 | 42.33 | 19.67 | 17.70 | 24.56 | 6.67 | 19.23 |
| Public Authority | 18.73 | 15.08 | 23.19 | 16.16 | 11.17 | 17.72 | 23.02 | 34.92 | 39.91 | 36.08 | 59.00 | 23.80 | 26.56 |
| Resale | 10,774.50 | 10,221.50 | 9,899.50 | - | 19,131.50 | 58.50 | - | 58,351.00 | 24,184.00 | 18,080.36 | 12,129.50 | 8,751.00 | 14,298.45 |

SUEZ Water Rhode Island, Inc.
Billed Consumption by Customer Class (in '000 Gallons) and number of Meters in Service

| Consumption | 2015 | | | | | | | | | | | | Total |
|------------------|---------------|---------------|---------------|---------------|---------------|---------------|---------------|----------------|----------------|----------------|---------------|---------------|----------------|
| | Jan | Feb | Mar | Apr | May | Jun | Jul | Aug | Sep | Oct | Nov | Dec | |
| Residential | 23,688 | 33,039 | 22,847 | 24,273 | 30,407 | 30,063 | 34,145 | 47,884 | 60,419 | 43,899 | 40,017 | 37,062 | 427,743 |
| Commercial | 7,630 | 14,056 | 15,457 | 8,408 | 1,999 | 18,319 | 19,156 | 19,969 | 28,952 | 19,699 | 17,115 | 17,627 | 188,387 |
| Industrial | 261 | 166 | 69 | 142 | 174 | 116 | 275 | 376 | 210 | 164 | 221 | 70 | 2,244 |
| Public Authority | 1,687 | 1,187 | 1,362 | 1,337 | 1,234 | 1,925 | 2,950 | 3,948 | 4,766 | 4,252 | 3,572 | 2,415 | 30,636 |
| Resale | 19,236 | 18,927 | 19,207 | 19,889 | 19,773 | 32,759 | 39,066 | 48,695 | 48,979 | 36,683 | - | 41,937 | 345,151 |
| Total | 52,502 | 67,375 | 58,942 | 54,049 | 53,587 | 83,183 | 95,592 | 120,872 | 143,326 | 104,697 | 60,925 | 99,111 | 994,161 |

| Meters | 2015 | | | | | | | | | | | | Average |
|------------------|--------------|--------------|--------------|--------------|--------------|--------------|--------------|--------------|--------------|--------------|--------------|--------------|--------------|
| | Jan | Feb | Mar | Apr | May | Jun | Jul | Aug | Sep | Oct | Nov | Dec | |
| Residential | 7,308 | 7,313 | 7,318 | 7,367 | 7,429 | 7,436 | 7,448 | 7,450 | 7,459 | 7,454 | 7,413 | 7,368 | 7,397 |
| Commercial | 664 | 662 | 662 | 675 | 688 | 688 | 689 | 689 | 691 | 683 | 677 | 668 | 678 |
| Industrial | 9 | 9 | 9 | 9 | 9 | 9 | 9 | 9 | 9 | 9 | 9 | 9 | 9 |
| Public Authority | 83 | 83 | 83 | 89 | 99 | 99 | 100 | 100 | 100 | 100 | 84 | 83 | 92 |
| Resale | 2 | 2 | 2 | 2 | 2 | 2 | 2 | 2 | 2 | 2 | 2 | 2 | 2 |
| Total | 8,066 | 8,069 | 8,074 | 8,142 | 8,227 | 8,234 | 8,248 | 8,250 | 8,261 | 8,248 | 8,185 | 8,130 | 8,178 |

| Average Consumption | 2015 | | | | | | | | | | | | Average |
|---------------------|----------|----------|----------|----------|----------|-----------|-----------|-----------|-----------|-----------|-------|-----------|-----------|
| | Jan | Feb | Mar | Apr | May | Jun | Jul | Aug | Sep | Oct | Nov | Dec | |
| Residential | 3.24 | 4.52 | 3.12 | 3.29 | 4.09 | 4.04 | 4.58 | 6.43 | 8.10 | 5.89 | 5.40 | 5.03 | 4.81 |
| Commercial | 11.49 | 21.23 | 23.35 | 12.46 | 2.91 | 26.63 | 27.80 | 28.98 | 41.90 | 28.84 | 25.28 | 26.39 | 23.10 |
| Industrial | 29.00 | 18.44 | 7.67 | 15.78 | 19.36 | 12.88 | 30.56 | 41.78 | 23.33 | 18.22 | 24.56 | 7.78 | 20.78 |
| Public Authority | 20.33 | 14.30 | 16.41 | 15.02 | 12.47 | 19.45 | 29.50 | 39.48 | 47.66 | 42.52 | 42.52 | 29.10 | 27.40 |
| Resale | 9,618.00 | 9,463.50 | 9,603.50 | 9,944.50 | 9,866.49 | 16,379.55 | 19,533.00 | 24,347.50 | 24,489.50 | 18,341.50 | - | 20,968.50 | 14,381.29 |

| Consumption | 2016 | | | | | | | | | | | | Total |
|------------------|---------------|---------------|---------------|---------------|---------------|---------------|----------------|----------------|----------------|----------------|---------------|---------------|------------------|
| | Jan | Feb | Mar | Apr | May | Jun | Jul | Aug | Sep | Oct | Nov | Dec | |
| Residential | 25,644 | 31,518 | 21,955 | 22,650 | 29,691 | 27,924 | 34,683 | 49,272 | 66,074 | 46,136 | 40,565 | 38,007 | 434,119 |
| Commercial | 10,557 | 11,948 | 14,983 | 8,856 | 14,220 | 18,548 | 18,591 | 20,546 | 26,361 | 20,155 | 17,861 | 20,294 | 202,920 |
| Industrial | 134 | 182 | 79 | 180 | 184 | 206 | 302 | 331 | 206 | 174 | 170 | 141 | 2,289 |
| Public Authority | 1,765 | 1,055 | 2,267 | 1,233 | 1,065 | 2,110 | 2,815 | 3,700 | 4,261 | 4,467 | 3,299 | 2,192 | 30,229 |
| Resale | 18,332 | 16,532 | 20,435 | 20,186 | 19,022 | - | 69,292 | 53,317 | 54,963 | 35,472 | 25,740 | 21,301 | 354,592 |
| Total | 56,432 | 61,235 | 59,719 | 53,105 | 64,182 | 48,788 | 125,683 | 127,166 | 151,865 | 106,404 | 87,635 | 81,935 | 1,024,149 |

| Meters | 2016 | | | | | | | | | | | | Average |
|------------------|--------------|--------------|--------------|--------------|--------------|--------------|--------------|--------------|--------------|--------------|--------------|--------------|--------------|
| | Jan | Feb | Mar | Apr | May | Jun | Jul | Aug | Sep | Oct | Nov | Dec | |
| Residential | 7,350 | 7,351 | 7,356 | 7,394 | 7,439 | 7,468 | 7,469 | 7,474 | 7,477 | 7,469 | 7,443 | 7,411 | 7,425 |
| Commercial | 667 | 667 | 668 | 683 | 695 | 695 | 697 | 697 | 696 | 687 | 679 | 675 | 684 |
| Industrial | 9 | 9 | 9 | 9 | 9 | 9 | 9 | 9 | 9 | 9 | 9 | 9 | 9 |
| Public Authority | 82 | 82 | 84 | 96 | 99 | 102 | 102 | 102 | 102 | 102 | 88 | 88 | 94 |
| Resale | 2 | 2 | 2 | 2 | 2 | 2 | 2 | 2 | 2 | 2 | 2 | 2 | 2 |
| Total | 8,110 | 8,111 | 8,119 | 8,184 | 8,244 | 8,276 | 8,279 | 8,284 | 8,286 | 8,269 | 8,221 | 8,185 | 8,214 |

| Average Consumption | 2016 | | | | | | | | | | | | Average |
|---------------------|----------|----------|-----------|-----------|----------|-------|-----------|-----------|-----------|-----------|-----------|-----------|-----------|
| | Jan | Feb | Mar | Apr | May | Jun | Jul | Aug | Sep | Oct | Nov | Dec | |
| Residential | 3.49 | 4.29 | 2.98 | 3.06 | 3.99 | 3.74 | 4.64 | 6.59 | 8.84 | 6.18 | 5.45 | 5.13 | 4.87 |
| Commercial | 15.83 | 17.91 | 22.43 | 12.97 | 20.46 | 26.69 | 26.67 | 29.48 | 37.88 | 29.34 | 26.30 | 30.07 | 24.67 |
| Industrial | 14.89 | 20.22 | 8.78 | 20.00 | 20.44 | 22.89 | 33.56 | 36.78 | 22.89 | 19.33 | 18.89 | 15.67 | 21.19 |
| Public Authority | 21.52 | 12.87 | 26.99 | 12.84 | 10.76 | 20.69 | 27.60 | 36.27 | 41.77 | 43.79 | 37.49 | 24.91 | 26.46 |
| Resale | 9,166.00 | 8,266.00 | 10,217.50 | 10,093.00 | 9,511.00 | - | 34,646.00 | 26,658.50 | 27,481.50 | 17,736.00 | 12,870.00 | 10,650.50 | 14,774.67 |

SUEZ Water Rhode Island, Inc.
Billed Consumption by Customer Class (in '000 Gallons) and number of Meters in Service

| Consumption | 2017 | | | | | | | | | | | | Total |
|------------------|---------------|---------------|---------------|---------------|---------------|---------------|---------------|----------------|----------------|---------------|---------------|---------------|----------------|
| | Jan | Feb | Mar | Apr | May | Jun | Jul | Aug | Sep | Oct | Nov | Dec | |
| Residential | 25,309 | 28,458 | 19,098 | 20,821 | 29,625 | 22,608 | 29,184 | 41,616 | 57,836 | 43,599 | 38,832 | 36,303 | 393,290 |
| Commercial | 9,988 | 12,054 | 13,929 | 7,371 | 16,467 | 15,075 | 13,860 | 22,564 | 24,797 | 18,206 | 17,487 | 17,764 | 189,562 |
| Industrial | 165 | 260 | 123 | 174 | 362 | 188 | 278 | 562 | 210 | 156 | 669 | 85 | 3,232 |
| Public Authority | 1,584 | 1,088 | 1,545 | 1,239 | 1,233 | 1,879 | 2,096 | 2,543 | 3,590 | 3,703 | 2,676 | 2,216 | 25,393 |
| Resale | 17,856 | 16,889 | 15,580 | 17,102 | | 44,825 | 32,219 | 51,836 | 45,986 | 29,748 | 25,499 | 19,076 | 316,616 |
| Total | 54,902 | 58,749 | 50,275 | 46,707 | 47,688 | 84,576 | 77,636 | 119,121 | 132,419 | 95,412 | 85,163 | 75,445 | 928,093 |

| Meters | 2017 | | | | | | | | | | | | Average |
|------------------|--------------|--------------|--------------|--------------|--------------|--------------|--------------|--------------|--------------|--------------|--------------|--------------|--------------|
| | Jan | Feb | Mar | Apr | May | Jun | Jul | Aug | Sep | Oct | Nov | Dec | |
| Residential | 7,396 | 7,399 | 7,415 | 7,459 | 7,497 | 7,505 | 7,516 | 7,525 | 7,532 | 7,530 | 7,499 | 7,481 | 7,480 |
| Commercial | 675 | 674 | 675 | 690 | 694 | 696 | 697 | 697 | 697 | 688 | 674 | 674 | 686 |
| Industrial | 9 | 9 | 9 | 9 | 9 | 9 | 9 | 9 | 9 | 9 | 9 | 9 | 9 |
| Public Authority | 88 | 88 | 88 | 101 | 101 | 102 | 102 | 102 | 102 | 100 | 87 | 87 | 96 |
| Resale | 2 | 2 | 2 | 2 | 2 | 2 | 2 | 2 | 2 | 2 | 2 | 2 | 2 |
| Total | 8,170 | 8,172 | 8,189 | 8,261 | 8,303 | 8,314 | 8,326 | 8,335 | 8,342 | 8,329 | 8,271 | 8,253 | 8,272 |

| Average Consumption | 2017 | | | | | | | | | | | | Average |
|---------------------|----------|----------|----------|----------|-------|-----------|-----------|-----------|-----------|-----------|-----------|----------|-----------|
| | Jan | Feb | Mar | Apr | May | Jun | Jul | Aug | Sep | Oct | Nov | Dec | |
| Residential | 3.42 | 3.85 | 2.58 | 2.79 | 3.95 | 3.01 | 3.88 | 5.53 | 7.68 | 5.79 | 5.18 | 4.85 | 4.38 |
| Commercial | 14.80 | 17.88 | 20.64 | 10.68 | 23.73 | 21.66 | 19.88 | 32.37 | 35.58 | 26.46 | 25.95 | 26.36 | 23.00 |
| Industrial | 18.33 | 28.89 | 13.67 | 19.33 | 40.23 | 20.94 | 30.83 | 62.42 | 23.33 | 17.37 | 74.30 | 9.47 | 29.93 |
| Public Authority | 18.00 | 12.36 | 17.56 | 12.27 | 12.21 | 18.42 | 20.55 | 24.93 | 35.20 | 37.03 | 30.76 | 25.47 | 22.06 |
| Resale | 8,928.00 | 8,444.50 | 7,790.00 | 8,551.00 | - | 22,412.65 | 16,109.55 | 25,917.82 | 22,993.00 | 14,873.90 | 12,749.56 | 9,538.04 | 13,192.33 |

| Consumption | TEST YEAR 12 M 9/30/2017 | | | | | | | | | | | | Total |
|------------------|--------------------------|---------------|---------------|---------------|---------------|---------------|---------------|----------------|----------------|----------------|---------------|---------------|----------------|
| | Jan-17 | Feb-17 | Mar-17 | Apr-17 | May-17 | Jun-17 | Jul-17 | Aug-17 | Sep-17 | Oct-16 | Nov-16 | Dec-16 | |
| Residential | 25,309 | 28,458 | 19,098 | 20,821 | 29,625 | 22,608 | 29,184 | 41,616 | 57,836 | 46,136 | 40,565 | 38,007 | 399,263 |
| Commercial | 9,988 | 12,054 | 13,929 | 7,371 | 16,467 | 15,075 | 13,860 | 22,564 | 24,797 | 20,155 | 17,861 | 20,294 | 194,415 |
| Industrial | 165 | 260 | 123 | 174 | 362 | 188 | 278 | 562 | 210 | 174 | 170 | 141 | 2,807 |
| Public Authority | 1,584 | 1,088 | 1,545 | 1,239 | 1,233 | 1,879 | 2,096 | 2,543 | 3,590 | 4,467 | 3,299 | 2,192 | 26,756 |
| Resale | 17,856 | 16,889 | 15,580 | 17,102 | | 44,825 | 32,219 | 51,836 | 45,986 | 35,472 | 25,740 | 21,301 | 324,806 |
| Total | 54,902 | 58,749 | 50,275 | 46,707 | 47,688 | 84,576 | 77,636 | 119,121 | 132,419 | 106,404 | 87,635 | 81,935 | 948,047 |

| Meters | TEST YEAR 12 M 9/30/2017 | | | | | | | | | | | | Average |
|------------------|--------------------------|--------------|--------------|--------------|--------------|--------------|--------------|--------------|--------------|--------------|--------------|--------------|--------------|
| | Jan-17 | Feb-17 | Mar-17 | Apr-17 | May-17 | Jun-17 | Jul-17 | Aug-17 | Sep-17 | Oct-16 | Nov-16 | Dec-16 | |
| Residential | 7,396 | 7,399 | 7,415 | 7,459 | 7,497 | 7,505 | 7,516 | 7,525 | 7,532 | 7,469 | 7,443 | 7,411 | 7,464 |
| Commercial | 675 | 674 | 675 | 690 | 694 | 696 | 697 | 697 | 697 | 687 | 679 | 675 | 686 |
| Industrial | 9 | 9 | 9 | 9 | 9 | 9 | 9 | 9 | 9 | 9 | 9 | 9 | 9 |
| Public Authority | 88 | 88 | 88 | 101 | 101 | 102 | 102 | 102 | 102 | 102 | 88 | 88 | 96 |
| Resale | 2 | 2 | 2 | 2 | 2 | 2 | 2 | 2 | 2 | 2 | 2 | 2 | 2 |
| Total | 8,170 | 8,172 | 8,189 | 8,261 | 8,303 | 8,314 | 8,326 | 8,335 | 8,342 | 8,269 | 8,221 | 8,185 | 8,257 |

| Average Consumption | TEST YEAR 12 M 9/30/2017 | | | | | | | | | | | | Average |
|---------------------|--------------------------|----------|----------|----------|--------|-----------|-----------|-----------|-----------|-----------|-----------|-----------|-----------|
| | Jan-17 | Feb-17 | Mar-17 | Apr-17 | May-17 | Jun-17 | Jul-17 | Aug-17 | Sep-17 | Oct-16 | Nov-16 | Dec-16 | |
| Residential | 3.42 | 3.85 | 2.58 | 2.79 | 3.95 | 3.01 | 3.88 | 5.53 | 7.68 | 6.18 | 5.45 | 5.13 | 4.45 |
| Commercial | 14.80 | 17.88 | 20.64 | 10.68 | 23.73 | 21.66 | 19.88 | 32.37 | 35.58 | 29.34 | 26.30 | 30.07 | 23.58 |
| Industrial | 18.33 | 28.89 | 13.67 | 19.33 | 40.23 | 20.94 | 30.83 | 62.42 | 23.33 | 19.33 | 18.89 | 15.67 | 25.99 |
| Public Authority | 18.00 | 12.36 | 17.56 | 12.27 | 12.21 | 18.42 | 20.55 | 24.93 | 35.20 | 43.79 | 37.49 | 24.91 | 23.14 |
| Resale | 8,928.00 | 8,444.50 | 7,790.00 | 8,551.00 | - | 22,412.65 | 16,109.55 | 25,917.82 | 22,993.00 | 17,736.00 | 12,870.00 | 10,650.50 | 13,533.59 |

SUEZ WATER RHODE ISLAND INC.
2018 RATE CASE FILING

**State of Rhode Island Public Utilities Commission
Required Items for General Rate Schedule Filing**

Item 2.8 (i)

**For each rate class, effect of proposed rate change in
a comparative billing format for typical usage levels
and copy of typical customer bill.**

Enclosed

**SUEZ Water Rhode Island
 Effect of Proposed Rate Change**

| Customer Class | Bill Freq. | Meter Size | Typical Usage CCF | | Typical Bill at Current Rates | Typical Bill at Proposed Rates | Difference | | |
|--------------------|------------|------------|--------------------------|-------------------|-------------------------------|--------------------------------|------------|------------|--|
| | | | Block 1 | Block 2 | | | Amount | Percentage | |
| | | | <u>0-8 CCF</u> | <u>Over 8 CCF</u> | | | | | |
| Residential | | | | | | | | | |
| RES | M | 5/8" | - | - | \$ 10.61 | \$ 12.92 | \$ 2.31 | 21.73% | |
| RES | M | 5/8" | 6 | - | \$ 28.72 | \$ 33.60 | \$ 4.88 | 16.99% | |
| RES | M | 5/8" | 7 | - | \$ 31.74 | \$ 37.05 | \$ 5.31 | 16.73% | |
| RES | M | 3/4" | 8 | 23 | \$ 122.55 | \$ 158.24 | \$ 35.70 | 29.13% | |
| RES | M | 1" | 8 | 7 | \$ 67.31 | \$ 83.17 | \$ 15.86 | 23.56% | |
| RES | M | 1 1/2" | 8 | 38 | \$ 195.99 | \$ 251.12 | \$ 55.13 | 28.13% | |
| RES | M | 2" | 8 | 27 | \$ 164.22 | \$ 211.22 | \$ 47.00 | 28.62% | |
| | | | <u>Typical Usage CCF</u> | | | | | | |
| | | | <u>All CCF</u> | <u>N/A</u> | | | | | |
| Commercial | | | | | | | | | |
| COM | M | 5/8" | - | - | \$ 10.61 | \$ 12.92 | \$ 2.31 | 21.73% | |
| COM | M | 5/8" | 7 | - | \$ 30.79 | \$ 36.34 | \$ 5.55 | 18.04% | |
| COM | M | 5/8" | 8 | - | \$ 33.67 | \$ 39.69 | \$ 6.02 | 17.88% | |
| COM | M | 5/8" | 9 | - | \$ 36.55 | \$ 43.03 | \$ 6.48 | 17.74% | |
| COM | M | 1" | 20 | - | \$ 74.32 | \$ 87.45 | \$ 13.13 | 17.67% | |
| COM | M | 1" | 21 | - | \$ 77.20 | \$ 90.80 | \$ 13.59 | 17.61% | |
| COM | M | 1" | 22 | - | \$ 80.08 | \$ 94.14 | \$ 14.06 | 17.55% | |
| COM | M | 1 1/2" | 36 | - | \$ 131.80 | \$ 153.66 | \$ 21.85 | 16.58% | |
| COM | M | 1 1/2" | 39 | - | \$ 140.45 | \$ 163.69 | \$ 23.25 | 16.55% | |
| COM | M | 1 1/2" | 41 | - | \$ 146.21 | \$ 170.39 | \$ 24.17 | 16.53% | |
| COM | M | 2" | 75 | - | \$ 254.06 | \$ 299.35 | \$ 45.29 | 17.83% | |
| COM | M | 2" | 85 | - | \$ 282.88 | \$ 332.81 | \$ 49.93 | 17.65% | |
| COM | M | 2" | 95 | - | \$ 311.70 | \$ 366.27 | \$ 54.57 | 17.51% | |
| COM | M | 3" | 190 | - | \$ 598.38 | \$ 719.62 | \$ 121.24 | 20.26% | |
| COM | M | 3" | 195 | - | \$ 612.79 | \$ 736.35 | \$ 123.56 | 20.16% | |
| COM | M | 6" | 115 | - | \$ 462.60 | \$ 646.08 | \$ 183.48 | 39.66% | |
| COM | M | 6" | 120 | - | \$ 477.01 | \$ 662.81 | \$ 185.80 | 38.95% | |
| COM | M | 8" | 80 | - | \$ 458.03 | \$ 681.03 | \$ 223.00 | 48.69% | |
| COM | M | 8" | 85 | - | \$ 472.44 | \$ 697.76 | \$ 225.32 | 47.69% | |

**SUEZ Water Rhode Island
 Effect of Proposed Rate Change**

| Customer Class | Bill Freq. | Meter Size | Typical Usage CCF | | Typical Bill at Current Rates | Typical Bill at Proposed Rates | Difference | |
|-------------------------|------------|------------|-------------------|---------|-------------------------------|--------------------------------|------------|------------|
| | | | Block 1 | Block 2 | | | Amount | Percentage |
| Industrial | | | Typical Usage CCF | | | | | |
| | | | All CCF | N/A | | | | |
| IND | M | 5/8" | 40 | - | \$ 125.89 | \$ 146.76 | \$ 20.87 | 16.57% |
| IND | M | 1" | 13 | - | \$ 54.15 | \$ 64.03 | \$ 9.88 | 18.25% |
| IND | M | 2" | 50 | - | \$ 182.01 | \$ 215.70 | \$ 33.69 | 18.51% |
| IND | M | 2" | 55 | - | \$ 196.42 | \$ 232.43 | \$ 36.01 | 18.34% |
| IND | M | 4" | 1 | - | \$ 78.70 | \$ 137.92 | \$ 59.21 | 75.24% |
| Public Authority | | | Typical Usage CCF | | | | | |
| | | | All CCF | N/A | | | | |
| PATH | M | 5/8" | 3 | - | \$ 19.26 | \$ 22.96 | \$ 3.70 | 19.20% |
| PATH | M | 5/8" | 6 | - | \$ 27.91 | \$ 33.00 | \$ 5.09 | 18.24% |
| PATH | M | 1 1/2" | 20 | - | \$ 85.69 | \$ 100.12 | \$ 14.43 | 16.84% |
| PATH | M | 1 1/2" | 21 | - | \$ 88.57 | \$ 103.47 | \$ 14.89 | 16.82% |
| PATH | M | 1 1/2" | 22 | - | \$ 91.45 | \$ 106.81 | \$ 15.36 | 16.79% |
| PATH | M | 2" | 50 | - | \$ 182.01 | \$ 215.70 | \$ 33.69 | 18.51% |
| PATH | M | 2" | 55 | - | \$ 196.42 | \$ 232.43 | \$ 36.01 | 18.34% |
| PATH | M | 2" | 60 | - | \$ 210.83 | \$ 249.16 | \$ 38.33 | 18.18% |
| PATH | M | 4" | 70 | - | \$ 277.56 | \$ 368.79 | \$ 91.23 | 32.87% |
| PATH | M | 4" | 75 | - | \$ 291.97 | \$ 385.52 | \$ 93.55 | 32.04% |
| PATH | M | 6" | 70 | - | \$ 332.91 | \$ 495.51 | \$ 162.60 | 48.84% |

**SUEZ Water Rhode Island
 Effect of Proposed Rate Change**

| Customer Class | Bill Freq. | Meter Size | Typical Usage CCF | | Typical Bill at Current Rates | Typical Bill at Proposed Rates | Difference | |
|----------------|------------|------------|--------------------------|------------|-------------------------------|--------------------------------|-------------|------------|
| | | | Block 1 | Block 2 | | | Amount | Percentage |
| | | | <u>Typical Usage CCF</u> | | | | | |
| | | | <u>All MGL</u> | <u>N/A</u> | | | | |
| Resale | | | | | | | | |
| PATH | M | 4" | 10,000 | - | \$ 14,981.88 | \$ 17,844.57 | \$ 2,862.69 | 19.11% |
| PATH | M | 4" | 12,000 | - | \$ 17,961.88 | \$ 21,386.57 | \$ 3,424.69 | 19.07% |
| PATH | M | 4" | 14,000 | - | \$ 20,941.88 | \$ 24,928.57 | \$ 3,986.69 | 19.04% |
| PATH | M | 4" | 16,000 | - | \$ 23,921.88 | \$ 28,470.57 | \$ 4,548.69 | 19.01% |
| PATH | M | 4" | 18,000 | - | \$ 26,901.88 | \$ 32,012.57 | \$ 5,110.69 | 19.00% |
| PATH | M | 4" | 20,000 | - | \$ 29,881.88 | \$ 35,554.57 | \$ 5,672.69 | 18.98% |

Public Fire Rates

| Description | FRQ. | Current Rates | Proposed Rates | Percentage Change |
|----------------------|------|---------------|----------------|-------------------|
| Public Fire Hydrants | M | 57.50 | 74.69 | 29.90% |

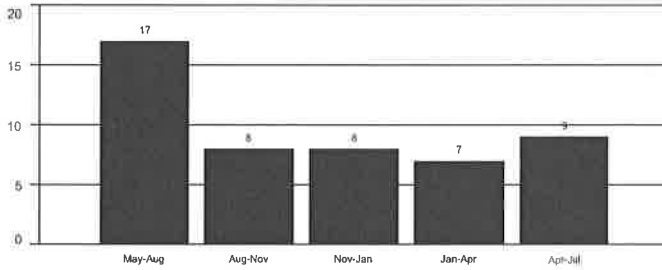
Private Fire Rates

| Description | FRQ. | Current Rates | Proposed Rates | Percentage Change |
|----------------------|------|---------------|----------------|-------------------|
| 2 1/2" SERVICE LINES | M | 9.67 | 12.66 | 30.97% |
| 3" SERVICE LINES | M | 14.00 | 18.34 | 31.00% |
| 4" SERVICE LINES | M | 26.67 | 34.93 | 30.99% |
| 6" SERVICE LINES | M | 71.67 | 93.88 | 31.00% |
| 8" SERVICE LINES | M | 149.00 | 195.19 | 31.00% |
| 10" SERVICE LINES | M | 265.67 | 348.02 | 31.00% |
| 12" SERVICE LINES | M | 427.00 | 559.37 | 31.00% |
| 16" SERVICE LINES | M | 906.33 | 1,187.30 | 31.00% |



SUEZ Water Rhode Island
 Customer Service Center
 17 Arnold Street
 Wakefield, RI 02879
 Telephone: 401-789-0271
 www.mysuezwater.com

USAGE HISTORY
 Usage in Hundreds of Cubic Feet



Next meter reading date: on or about 10/31/2017

| | |
|--|-----------------------|
| Billing Date: | 07/28/17 |
| Account Number: | 06101689630000 |
| Previous Balance | \$54.50 |
| Payments Through 07/28/17 <i>THANK YOU</i> | \$54.50CR |
| Balance Forward | \$0.00 |
| Current Charges Due 08/28/2017 | \$60.97 |
| TOTAL AMOUNT DUE | \$60.97 |

Do not submit payment. You are enrolled in E-PAY.

SERVICE TO: [REDACTED]

SERVICE ADDRESS: [REDACTED]

| Meter Number | Service | | Days of Service | Meter Reading | | Usage | Unit of Measure | Reading Type | Rate |
|--------------|----------|----------|-----------------|---------------|---------|---------------|-----------------|--------------|------|
| | From | To | | Previous | Present | | | | |
| 80265758 | 04/28/17 | 07/27/17 | 90 | 0279 | 0288 | 9 | CCF | ACTUAL | RSQ |
| | | | | | | EQUIVALENT TO | 6,732 GALLONS | | |

9 CCF @ \$3.018 \$27.16
 FACILITY CHARGE \$31.84
 DWP SURCHG \$1.97
TOTAL CURRENT CHARGES \$60.97

SEE REVERSE SIDE FOR IMPORTANT ACCOUNT INFORMATION

IMPORTANT MESSAGES

Payments made using an incorrect account number will no longer be accepted. To avoid unnecessary confusion, please adjust your records and only use account number 06101689630000.
 United Water has changed it's name to SUEZ. There are no other changes to your water account or the Company.
 Please do not remit payment for this bill. An electronic debit will be applied to your bank account on 08/28/2017 in the amount of \$60.97.
 Your consumption is based on an actual reading of your water meter.
 Save a stamp and go paperless today! Log on to www.mysuezwater.com or call Customer Service to find out more information and to enroll in eBilling.
 Make it easy with Direct Debit! Pay your bill automatically by having your payment electronically deducted from your checking or savings account. For details, call us or visit www.mysuezwater.com.
 To view your Annual Water Quality Report, visit mysuezwater.com/RIwaterquality2016 or call us for a hard copy.
 To view your Annual Water Quality Report, visit www.mysuezwater.com/RIwaterquality2015 or call us for a hard copy.

PLEASE DETACH HERE AND RETURN THE BOTTOM PORTION WITH YOUR PAYMENT IN THE RETURN ENVELOPE PROVIDED.

061
061

SUEZ Water Rhode Island
 Customer Service Center
 17 Arnold Street
 Wakefield, RI 02879
 Temp - Return Service Requested

SERVICE ADDRESS: [REDACTED]

Please check this box if you have made any changes to the information on the reverse side.

000018

BILLQ 18 T:



0610168963000000000006097000000004

| | |
|--|-----------------------|
| Account Number: | 06101689630000 |
| Balance Forward | \$0.00 |
| Current Charges Due 08/28/2017 | \$60.97 |
| TOTAL AMOUNT DUE | \$60.97 |
| <i>Do not submit payment. You are enrolled in E-PAY.</i> | |
| Payment Amount Enclosed | \$ _____ |



SUEZ WATER RHODE ISLAND
 PAYMENT CENTER
 PO BOX 371804
 PITTSBURGH PA 15250-7804

CUSTOMER SERVICE**EMERGENCIES****401 789 0271**

Available 24/7 for reporting service disruptions or other water emergencies.

**BY TELEPHONE****401 789 0271****BY FAX**

401 789 1270

**IN PERSON / IN WRITING**

SUEZ Water Rhode Island

Customer Service Center

17 Arndd Street

P.O. Box 429

Wakefield, RI 02879

Monday through Friday (except holidays)

8:00 a.m. to 4:00 p.m.

Always remember to include your account number on any correspondence to us.

**BY E-MAIL**

suezricustserv@suez-na.com

**ONLINE**

www.mysuezwater.com

Facebook: SUEZ Water New England

RHODE ISLAND PUBLIC UTILITIES COMMISSION

SUEZ Water is regulated by the Rhode Island PUC.

Customers can contact the PUC at:

89 Jefferson Boulevard

Warwick, RI 02888

401 941 4500

www.ripuc.org

PAYMENT OPTIONS**BY TELEPHONE**To pay your bill by phone, call us at **888 608 6690**. A convenience fee applies for this service.**IN PERSON**

Pay by cash, check or money order during business hours at our Customer Service Center.

**BY MAIL**

For your convenience, a return envelope accompanies this statement and should be used to make payments by mail. Please include your bill stub to avoid a delay in processing your payment.

DO NOT SEND CASH.**ONLINE**To pay your bill online please visit www.mysuezwater.com and click on the Western Union SpeedPay link. A convenience fee applies for this service.**GENERAL INFORMATION****EMPLOYEE IDENTIFICATION**

All company employees are uniformed and wear identification badges with the company logo, the employee's picture and name, and the date the card was issued. Please ask to see it, or call us to confirm an employee's name.

UNDERSTANDING YOUR BILL**RATE SCHEDULE**

A rate schedule and explanations of the various charges and how to verify the accuracy of a bill are available for your inspection at our Customer Service Center.

CONSUMPTION UNIT OF MEASURE

MGL: One thousand gallon units

CCF: 100 cubic feet, equivalent to 748 gallons

Do we have your correct information?

For changes or additions to your existing account information only; please provide your corrected information below and check the box on the front side of this payment stub. If you are moving and need to close out your account, please contact us.

TELEPHONE NUMBER CHANGES

PRIMARY CONTACT NUMBER: () _____

SECONDARY CONTACT NUMBER: () _____

NAME OR MAILING ADDRESS CHANGES

ACCOUNT HOLDER'S NAME: _____

MAILING ADDRESS: _____

NEW SERVICE

To receive e-mail alerts and/or express interest in E-Billing, please provide your e-mail address.

E-mail Address: _____

thank you

SUEZ WATER RHODE ISLAND INC.
2018 RATE CASE FILING

**State of Rhode Island Public Utilities Commission
Required Items for General Rate Schedule Filing**

Item 2.8 (j)

Revenue Adjustments for Fuel, Purchased Power, & Gas

(None)

SUEZ WATER RHODE ISLAND INC.
2018 RATE CASE FILING

**State of Rhode Island Public Utilities Commission
Required Items for General Rate Schedule Filing**

Item 2.8 (k)

**Calculation of Test Year and Rate Year
Federal Income Tax Amounts**

Please refer to Ms. Gil's Testimony & Exhibit 3, Schedule 21

SUEZ WATER RHODE ISLAND INC.
2018 RATE CASE FILING

**State of Rhode Island Public Utilities Commission
Required Items for General Rate Schedule Filing**

Item 2.8 (l) & (m)

**Calculation of Test Year and Rate Year
Deferred Federal Income Tax
&
Treatment of Investment Tax Credit**

Please refer to Mr. Cagle's Testimony & Exhibit 4 Schedule 5

SUEZ WATER RHODE ISLAND INC.
2018 RATE CASE FILING

**State of Rhode Island Public Utilities Commission
Required Items for General Rate Schedule Filing**

Item 2.8 (n)

Consolidated Income Tax Explanation

Enclosed

Description: Consolidated Tax Filing
Company: SUEZ Water Rhode Island Inc.
Test Year: Twelve Months Ended 9/30/2017

SUEZ Water Rhode Island files a consolidated tax return with its parent companies. Its books of account reflect 100% equity capitalization and interest expense allocated from its parent, SUEZ Water Resources Inc. (SWR). Because SWR provides all financing for its subsidiaries, it allocates its interest cost to its subsidiaries. Moreover, in rate proceedings, SUEZ Water subsidiaries adopt the capital structure and attendant costs of their Parent, and as a result, the subsidiaries pass on the tax benefits of the interest deduction to the customer thereby ultimately lowering federal income tax expense.

In summary, SUEZ Water Rhode Island receives the same tax benefits as if it had undertaken its own financing. There are no consolidated tax savings retained at the SWR level.

SUEZ WATER RHODE ISLAND INC.
2018 RATE CASE FILING

**State of Rhode Island Public Utilities Commission
Required Items for General Rate Schedule Filing**

Item 2.8 (o)

**Pro Forma Rate Year
Tax Expense for
Rhode Island Gross Receipts Tax**

Please See Exhibit 3, Schedule 20

SUEZ WATER RHODE ISLAND INC.
2018 RATE CASE FILING

**State of Rhode Island Public Utilities Commission
Required Items for General Rate Schedule Filing**

Item 2.8 (p)

Municipal Tax Expense by Municipality Last Five Years

Enclosed

Description: Municipal Tax Expense
Company: SUEZ Water Rhode Island, Inc.
Twelve Months Ending September 30, 2017

Public Utilities Commission
Schedule 2.8 (p)
Preparer: Katherine Arp

| Line No. | Year | South Kingston | Narraganset | South Kingston Union Fire | Total |
|----------|------|----------------|-------------|---------------------------|---------|
| 1 | 2008 | 139,738 | 62,743 | 5,312 | 207,793 |
| 2 | | | | | |
| 3 | 2009 | 143,538 | 74,073 | 5,166 | 222,777 |
| 4 | | | | | |
| 5 | 2010 | 167,441 | 83,866 | 6,078 | 257,385 |
| 6 | | | | | |
| 7 | 2011 | 171,451 | 84,876 | 7,325 | 263,652 |
| 8 | | | | | |
| 9 | 2012 | 171,515 | 90,625 | 8,336 | 270,476 |
| 10 | | | | | |
| 11 | 2013 | 182,455 | 101,686 | 9,270 | 293,412 |
| 12 | | | | | |
| 13 | 2014 | 198,084 | 114,447 | 10,428 | 322,959 |
| 14 | | | | | |
| 15 | 2015 | 198,726 | 124,448 | 11,268 | 334,442 |
| 16 | | | | | |
| 17 | 2016 | 193,630 | 138,506 | 10,907 | 343,043 |
| 18 | | | | | |
| 19 | 2017 | 196,606 | 158,728 | 11,044 | 366,378 |

SUEZ WATER RHODE ISLAND INC.
2018 RATE CASE FILING

**State of Rhode Island Public Utilities Commission
Required Items for General Rate Schedule Filing**

Item 2.8 (g)

**Number of employees at the Beginning and Ending
of Test Year and the Rate Year**

**Amount of Overtime for the Test Year,
Previous Two Years and the Rate Year**

Enclosed

**Description: Number of Employees and Overtime
Company: SUEZ Water Rhode Island, Inc.
Twelve Months Ending September 30, 2017**

**Public Utilities Commission
Schedule 2.8 (q)
Preparer: Katherine Arp**

| Line No. | Year | Number of Employees | Overtime Dollars | Overtime Hours |
|-----------------|--------------------|----------------------------|-------------------------|-----------------------|
| 1 | December 31, 2010 | 10 | \$ 60,102 | 1,784 |
| 2 | | | | |
| 3 | December 31, 2011 | 10 | 69,315 | 2,075 |
| 4 | | | | |
| 5 | December 31, 2012 | 10 | 73,163 | 2,131 |
| 6 | | | | |
| 7 | December 31, 2013 | 10 | 60,057 | 1,698 |
| 8 | | | | |
| 9 | December 31, 2014 | 10 | 50,174 | 1,373 |
| 10 | | | | |
| 11 | December 31, 2015 | 8 | 54,323 | 1,450 |
| 12 | | | | |
| 13 | December 31, 2016 | 10 | 51,907 | 1,426 |
| 14 | | | | |
| 15 | September 30, 2017 | 10 | 53,580 | 1,460 |

SUEZ WATER RHODE ISLAND INC.
2018 RATE CASE FILING

**State of Rhode Island Public Utilities Commission
Required Items for General Rate Schedule Filing**

Item 2.8 (r)

**Summary of Affiliated Transaction for the Test Year,
Beginning and Ending Test Year Balance,
Latest Affiliated Transaction Balance**

Enclosed

Description: Affiliated Transaction Summary
Company: SUEZ Water Rhode Island, Inc.
Test Year: Twelve Months Ending September 30, 2017

Public Utilities Commission
Schedule 2.8 (r)
Preparer: Katherine Arp

| Line No. | | |
|-------------|---------------------------------------|----------------------------|
| 1 | Beginning Balance 09/30/2016 | <u>\$ 539,698</u> |
| 2 | | |
| 3 | SW Westchester - Payroll and Benefits | (12,769) |
| 4 | | |
| 5 | SW New Jersey - Payroll and Benefits | (453) |
| 6 | | |
| 7 | SW New York - Payroll and Benefits | (42,460) |
| 8 | | |
| 9 | SW Management & Services Allocations | 637,315 |
| 10 | | |
| 11 | SW Resources Allocations | (1,014,609) |
| 12 | | |
| 13 | Federal Income Tax Payment to Parent | (447,382) |
| 14 | | |
| 15 | SW Environmental Services | (1,200) |
| 16 | | |
| 17 | Ending Balance 09/30/2017 | <u><u>\$ (341,860)</u></u> |

SUEZ WATER RHODE ISLAND INC.
2018 RATE CASE FILING

**State of Rhode Island Public Utilities Commission
Required Items for General Rate Schedule Filing**

Item 2.8 (s) (1)

Balance Sheet as of the end of the Test Year

Item 2.8 (s) (2)

Income Statement for the Test Year

Item 2.8 (s) (3)

Statement of Changes in Retained Earnings for the Test Year

Please see Item 2.7

SUEZ WATER RHODE ISLAND INC.
2018 RATE CASE FILING

**State of Rhode Island Public Utilities Commission
Required Items for General Rate Schedule Filing**

Item 2.8 (t)

**Disclose any assets pledged against loans or
security on any of its debt instruments**

(None)

SUEZ WATER RHODE ISLAND INC.
2018 RATE CASE FILING

**State of Rhode Island Public Utilities Commission
Required Items for General Rate Schedule Filing**

Item 2.8 (u)

**Summary of rate case expenses projected to be
incurred related to the instant filing**

**Schedule showing any unamortized rate case expense
amounts from prior rate filings**

Please see Exhibit 3, Schedule 15

SUEZ WATER RHODE ISLAND INC.
2018 RATE CASE FILING

**State of Rhode Island Public Utilities Commission
Required Items for General Rate Schedule Filing**

Item 2.8 (v)

Last 5 Years

- (1) Unaccounted for water-Enclosed**
- (2) Loss of transmission of electricity or gas-(not applicable)**
- (3) The utility's own use of water-Enclosed**

United Water Rhode Island, Inc.
Unaccounted For Water Calculation
(In Gallons)

| | | <u>2013</u> | <u>2014</u> | <u>2015</u> | <u>2016</u> | <u>9/30/2017</u> |
|---|----------------------------------|---------------|---------------|---------------|---------------|------------------|
| 1 | Total Production | 1,044,620,000 | 1,013,881,000 | 1,035,434,000 | 1,042,491,000 | 952,198,000 |
| 2 | Billed Consumption | 1,005,559,000 | 983,698,219 | 994,160,712 | 1,024,149,000 | 948,047,026 |
| 3 | Non-Revenue Water | 39,061,000 | 30,182,781 | 41,273,288 | 18,342,000 | 4,150,974 |
| | <i>Less:</i> | | | | | |
| 4 | Master meter error adjustment | | | | | |
| 5 | Real losses | - | - | - | - | - |
| 6 | Flushings / Other adjustments | 1,250,000 | 1,250,000 | 1,250,000 | 1,250,000 | 1,250,000 |
| 7 | Unaccounted For Water | 37,811,000 | 28,932,781 | 40,023,288 | 17,092,000 | 2,900,974 |
| 8 | Non-Revenue water percentage | 3.74% | 2.98% | 3.99% | 1.76% | 0.44% |
| 9 | Unaccounted for water percentage | 3.62% | 2.85% | 3.87% | 1.64% | 0.30% |

| <u>Summary</u> | <u>NRW (Gallons)</u> | <u>NRW %</u> | <u>UFW (Gallons)</u> | <u>UFW Percentage</u> | <u>Own use (Gallons)</u> |
|----------------|----------------------|--------------|----------------------|-----------------------|--------------------------|
| 2013 | 39,061,000 | 3.74% | 37,811,000 | 3.62% | 1,250,000 |
| 2014 | 30,182,781 | 2.98% | 28,932,781 | 2.85% | 1,250,000 |
| 2015 | 41,273,288 | 3.99% | 40,023,288 | 3.87% | 1,250,000 |
| 2016 | 18,342,000 | 1.76% | 17,092,000 | 1.64% | 1,250,000 |
| 12m 9/30/2017 | 4,150,974 | 0.44% | 2,900,974 | 0.30% | 1,250,000 |

SUEZ WATER RHODE ISLAND INC.
2018 RATE CASE FILING

**State of Rhode Island Public Utilities Commission
Required Items for General Rate Schedule Filing**

Item 2.8 (w)

Statement of Compliance and Reporting Required by Prior Commission Order

SUEZ WATER RHODE ISLAND INC. is in compliance with all orders and reporting required by prior Commission Orders.